

WEEK  
**FIVE**  
MARCH 2024

SMALL GROUP  
**K-1**

## TODAY'S SUGGESTED SCHEDULE

### TODAY'S BIBLE STORY

**Alive**  
Easter  
Luke 24:1-12, 36-49

### TODAY'S BOTTOM LINE

Jesus is alive.

### MONTHLY MEMORY VERSE

"God so loved the world that he gave his one and only Son. Anyone who believes in him will not die but will have eternal life."  
John 3:16, NIV

### MONTHLY VIRTUE

Easter—Celebrating that Jesus is alive

### BASIC TRUTH

I can trust God no matter what.

### PRELUDE: Setting the tone for the experience

See the **Getting Ready** pages at the end of this document for a detailed description of what you'll need for today.

In the **Prelude** folder of your curriculum, you'll find a variety of other resources to help you prepare.

Check out our Pinterest page here <https://bit.ly/447HSZi> or a visual on some of the activities.

### SMALL GROUP

**15**  
MIN

#### **SOCIAL: Providing time for fun interaction**

Early Arriver  
Opening Activity

### LARGE GROUP

**35**  
MIN

#### **STORY: Communicating God's truth in engaging ways** **WORSHIP: Inviting people to respond to God**

Welcome/Opener  
Worship  
Bible Story  
Bottom Line  
Prayer  
Closer

### SMALL GROUP

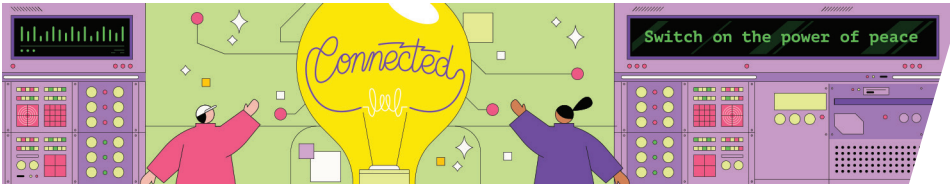
**25**  
MIN

#### **GROUPS: Creating a safe place to connect**

Bible Story Review: Jesus Is ALIVE!  
Application Activity: The Empty Tomb  
Memory Verse Activity: Egg Hunt Memory Verse  
Prayer Activity: Pray and Dismiss

### HOME: Prompting action beyond the experience

Parent Cue Card (print or email)  
Devotionals for Kids  
Parent Cue App



WEEK  
**FIVE**  
MARCH 2024

SMALL GROUP  
**K-1**

**PRELUDE      SOCIAL      STORY      WORSHIP      GROUPS      HOME**

**PROVIDING TIME FOR FUN INTERACTION  
15 MINUTES**

**MADE TO CONNECT**

an activity that invites kids to share with others and build on their understanding



*Before kids arrive, take a few moments to pray for them. Pray for those who might visit your group for the first time. Pray for the kids of your group and their families as they celebrate Easter. Ask God to help each kid continue to believe that Jesus will walk with them through every single moment and help them through the hard things. Pray the kids of your group would continue to discover and embrace a growing relationship with Jesus.*

**TODAY'S BIBLE STORY**

**Alive**  
Easter  
Luke 24:1-12, 36-49

**1. EARLY ARRIVER**

**WHAT YOU NEED:** Offering container, "Easter Hidden Picture" Activity Page, "Easter Hidden Picture: Answer Key" Activity Page, and pencils

**TODAY'S BOTTOM LINE**

**Jesus is alive.**

**WHAT YOU DO:**

- Greet kids by name as they arrive and welcome them to Small Group.
- Invite kids who brought an offering to place it in the offering container.
- Give each kid a page from the "Easter Hidden Picture" Activity Page and a pencil.
- Instruct the kids to find the hidden pictures.
- As the kids are working, ask some questions about their Easter family traditions.
  - What does your family like to do to celebrate Easter?
  - Do you have a special meal? What kind of things do you eat?
  - Will you see other family members? Who will you see?
  - What's your favorite Easter tradition?
- If the kids get stuck, use the "Easter Hidden Picture: Answer Key" Activity Page for help.

**MONTHLY MEMORY VERSE**

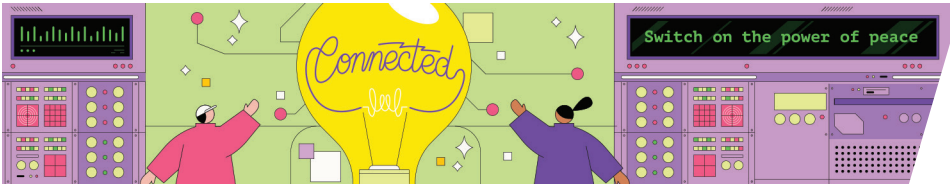
**"God so loved the world that he gave his one and only Son. Anyone who believes in him will not die but will have eternal life."**  
John 3:16, NIV

**MONTHLY VIRTUE**

**Easter—Celebrating that Jesus is alive**

**BASIC TRUTH**

**I can trust God no matter what.**



WEEK  
**FIVE**  
MARCH 2024

SMALL GROUP  
**K-1**

PRELUDE

SOCIAL

STORY

WORSHIP

GROUPS

HOME

PROVIDING TIME FOR FUN INTERACTION  
15 MINUTES

## MADE TO PLAY

an activity that encourages learning through following guidelines and working as a group



## 2. OPENING ACTIVITY

**WHAT YOU NEED:** Stick-on nametags, and markers

**WHAT YOU DO:**

- If your church doesn't already provide nametags, write each kid's name in large block letters on a nametag for them to wear.
- Gather kids to sit in a circle.
- Make sure the kids have placed their nametags where everyone can see them.
- Review all names around the circle. (*Kids will need to be familiar with each other's names to play.*)
- Choose a kid to sit in the center of the circle.
- Ask the kid in the center of the circle to close and cover their eyes.
- Designate a different spot in the room that's away from your group and out of sight to send a kid where the group cannot see them.
- Select a kid in the circle to quietly go to the designated hiding spot.
- Motion for the rest of the group to scoot together to fill the empty spot in the circle.
- Direct the kid in the center to open their eyes and guess who's missing.
- If the kid in the center is incorrect, invite the rest of the kids to give them a hint about the kid who is missing.
  - For example: "It's someone wearing glasses." Or: "Their name rhymes with pan." (Dan)
- Repeat with new kids until everyone has a chance to be the guesser in the middle.

## TODAY'S BIBLE STORY

Alive  
Easter  
Luke 24:1-12, 36-49

## TODAY'S BOTTOM LINE

Jesus is alive.

## MONTHLY MEMORY VERSE

"God so loved the world that he gave his one and only Son. Anyone who believes in him will not die but will have eternal life."  
John 3:16, NIV

## MONTHLY VIRTUE

Easter—Celebrating that Jesus is alive

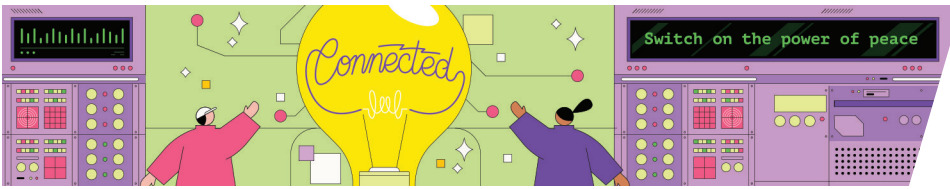
## BASIC TRUTH

I can trust God no matter what.

**WHAT YOU SAY:**

"Great job! You figured out who was missing in our circle. **[Transition]** In our Bible Story today, we'll find out about a time when Jesus seemed to be missing, and His friends were SO sad. Let's go find out what happened."

Lead your group to the Large Group area.



PRELUDE

SOCIAL

STORY

WORSHIP

GROUPS

HOME

CREATING A SAFE PLACE TO CONNECT  
25 MINUTES

## MADE TO IMAGINE

an activity that promotes empathy and facilitates biblical application through role-play and reenactment



## \* 1. JESUS IS ALIVE!

[TALK ABOUT GOD | BIBLE STORY REVIEW]

**WHAT YOU NEED:** “Easter Story Retelling” Activity Page; “Jesus Is Alive Megaphone Template” Activity Page; markers or crayons; stickers, sequins, and stick-on jewels; tape; and scissors

## TODAY’S BIBLE STORY

**Alive**  
Easter  
Luke 24:1-12, 36-49

### WHAT YOU DO:

- Give each kid a “Jesus Is Alive Megaphone Template” Activity Page and a pair of scissors.
- Instruct the kids to cut out their megaphone.
- Set out the markers, crayons, stickers, sequins, and stick-on jewels.
- Invite the kids to color and decorate their megaphones with the supplies provided.
  - Make sure kids are decorating the side of the megaphone with the text.
- As they finish, direct the kids to write their names on the back of their megaphones, then help them tape the edges together.
- Invite the kids to stand and use their megaphones as you review the Bible story by reading from the “Easter Story Retelling” Activity Page.
- Invite children to sit in a circle for the discussion below.
- NOTE: Collect the megaphones and set aside until the Pray and Dismiss activity.

## TODAY’S BOTTOM LINE

**Jesus is alive.**

### WHAT YOU SAY:

“Wow! A lot of things happened in this true story we heard today. So many things happened in the days leading up to Easter. But out of ALL those events, one stands out above the rest! When the women came to take care of Jesus’ body, Jesus wasn’t there! Why? *(Pause for responses.)* Yes! Jesus wasn’t there because He is risen! **Jesus is alive.**”

## MONTHLY MEMORY VERSE

“God so loved the world that he gave his one and only Son. Anyone who believes in him will not die but will have eternal life.”  
John 3:16, NIV

“It was hard for Jesus’ friends to believe at first that He was alive—but Jesus proved it to them. Jesus did what He said He would do. He came back to life to make a way for everyone who believes or trusts in Him to have a relationship with God forever. And because **Jesus is alive**, we can know that God is working to make all things right in the end. What a good, loving, and powerful God! I’m so thankful to celebrate Easter with you because **Jesus is alive.**”

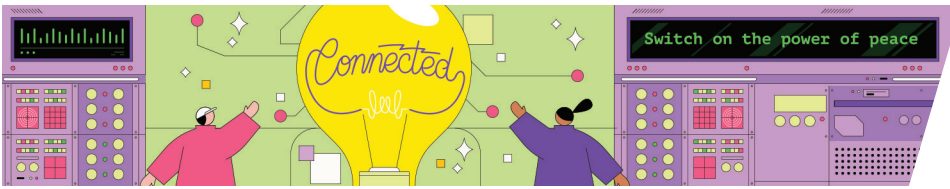
## MONTHLY VIRTUE

**Easter—Celebrating that Jesus is alive**

## BASIC TRUTH

**I can trust God no matter what.**

**[Make It Personal]** *(When did you first celebrate the good news that Jesus is alive? When did you learn what Easter is really all about? Tell the kids about how you found out this good news and how it changed your whole life.)*



WEEK  
**FIVE**  
MARCH 2024

SMALL GROUP  
**K-1**

PRELUDE

SOCIAL

STORY

WORSHIP

GROUPS

HOME

CREATING A SAFE PLACE TO CONNECT  
25 MINUTES

## MADE TO CREATE

an activity that explores spiritual ideas through the process of drawing, building, and designing



## TODAY'S BIBLE STORY

**Alive**  
Easter  
Luke 24:1-12, 36-49

## TODAY'S BOTTOM LINE

**Jesus is alive.**

## MONTHLY MEMORY VERSE

**"God so loved the world that he gave his one and only Son. Anyone who believes in him will not die but will have eternal life."**  
John 3:16, NIV

## MONTHLY VIRTUE

**Easter—Celebrating that Jesus is alive**

## BASIC TRUTH

**I can trust God no matter what.**

## 2. THE EMPTY TOMB

[LIVE FOR GOD | APPLICATION ACTIVITY]

**WHAT YOU NEED:** "Empty Tomb Building" Activity Page, cookie sheet or tray, plastic cup, playdough in two colors, construction paper, scissors, tape, markers, and craft sticks

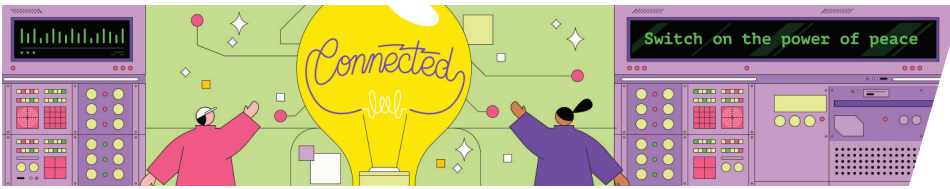
### WHAT YOU DO:

- Gather the kids around the cookie sheet/tray.
- Invite the kids to work together to create an empty tomb garden.
- Use the "Empty Tomb Building" Activity Page to lead the kids through the steps to create their own Empty Tomb Garden.
- As you finish, gather around their creation, and ask:
  - Why was the tomb empty? Where was Jesus? (*He was no longer dead! He was alive! He ROSE again just like He said He would do.*)
  - Why is it important that the tomb was empty? (**Jesus is alive!** *Jesus proved that everything God says is true. When we trust in Jesus, we can have a relationship with God that lasts forever.*)
  - Why can we trust Jesus? (*We can trust Jesus because He died and rose again! **Jesus is alive.** When we choose to believe in and follow Jesus, we can trust Him with everything.*)
  - Is there anyone in your life who doesn't know that we celebrate Easter because **Jesus is alive?** Who could you tell?
- NOTE: Set the empty tomb garden aside to be used during the Pray and Dismiss activity.

### WHAT YOU SAY:

"Many times, when we think of Easter, we think of the cross. And of course, the cross is important. People wear crosses around their necks or on other pieces of jewelry to remember the great sacrifice Jesus made for us. But the cross is not the end of the story.

"We celebrate Easter because of the empty tomb! Jesus died and rose again. He came back to life to make a way for us to have a relationship with God that lasts forever. The empty tomb shows us that we can trust Jesus. When you choose to believe in and follow Jesus, you make Him the foundation of your life. You can trust Him with everything! Jesus will walk with you through every single moment and help you through the hard things. Because of Jesus, we can trust that in the end, God will make everything right again. We celebrate big today because **Jesus is alive.**"



PRELUDE

SOCIAL

STORY

WORSHIP

GROUPS

HOME

CREATING A SAFE PLACE TO CONNECT  
25 MINUTES

### MADE TO MOVE

an activity that increases the oxygen in the brain and taps into the energy in the body



### 3. EGG HUNT MEMORY VERSE

[HEAR FROM GOD | MEMORY VERSE ACTIVITY]

**WHAT YOU NEED:** Bibles, "John 3:16 Verse Word Cards" Activity Page, and plastic Easter eggs

**WHAT YOU DO:**

- Instruct the kids to get into pairs.
- Give each pair a marked Bible.
- Together, look up John 3:16, using the Bible Navigation Tips below.

**Finding verses with kindergartners:** Guide children to open the Bibles to the marked page. Point to the word *John* at the top of the page as you say "John" aloud. Then guide children to find the big number 3 on the page. Explain that this is the chapter number. Finally, guide them to look under the big 3 for the little 16; this is the verse number. Tell them to leave their finger on the verse as you read the verse aloud. Then lead everyone to say the verse together.

**Finding verses with 1st graders:** Guide the kids to open their Bibles to the front and find the table of contents. (Hold up a Bible opened to the table of contents to show the kids what the page looks like.) When the kids find the table of contents, lead them to find *John* in the list under "New Testament." You can help by telling them that *John* starts with the letters J-O. When the kids find *John*, lead them to look at the page number beside the word. Explain that the number tells them on what page they can find *John*. Help the kids find the page. When they find *John*, explain that the big numbers on the page are the chapter numbers. Help them find chapter 3. Explain that the small numbers are verse numbers. Help them find verse 16 in chapter 3.

- Read the verse aloud to the group.
- Instruct the kids to close their eyes.
- Hide the eggs around your small group area.
- Once hidden, invite the kids to open their eyes.
- Instruct the kids to find one egg and bring it back to the group.
- If there are still eggs that are hidden, call on a couple of kids to retrieve them.
- Encourage the kids to open the eggs and work together to put the words of the Memory Verse (or numbers) in order.
- Once the verse is put together, read the verse as a group.
- If time allows, place the cards back in the eggs and choose a kid to hide them for the next round.

### TODAY'S BIBLE STORY

**Alive**  
Easter  
Luke 24:1-12, 36-49

### TODAY'S BOTTOM LINE

Jesus is alive.

### MONTHLY MEMORY VERSE

**"God so loved the world that he gave his one and only Son. Anyone who believes in him will not die but will have eternal life."**  
John 3:16, NIV

### MONTHLY VIRTUE

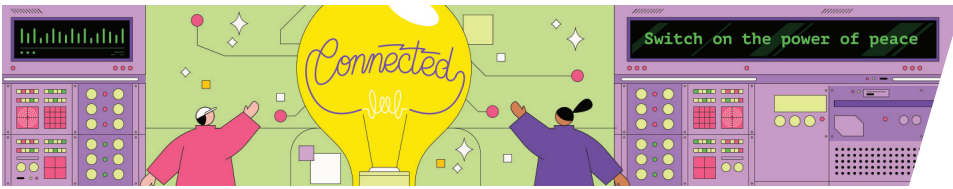
Easter—Celebrating that Jesus is alive

### BASIC TRUTH

I can trust God no matter what.

**WHAT YOU SAY:**

"I LOVE our Memory Verse. This one verse tells us all about Jesus and why He came to save us! God loved us so much and sent Jesus for us! Jesus is God's Son. Jesus came to earth as a baby, lived a perfect life, died on the cross, and came back to life.



WEEK  
**FIVE**  
MARCH 2024

SMALL GROUP  
**K-1**

PRELUDE

SOCIAL

STORY

WORSHIP

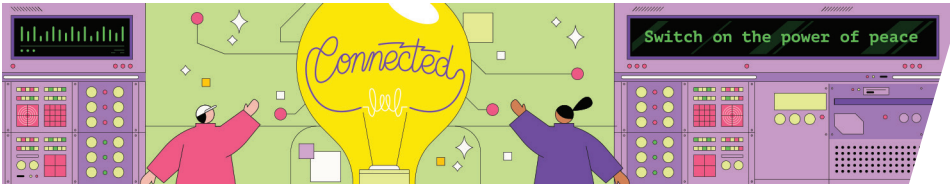
GROUPS

HOME

CREATING A SAFE PLACE TO CONNECT  
25 MINUTES

### (3. EGG HUNT MEMORY VERSE, CONTINUED)

“God wants a relationship with us that will last forever, but sin keeps that from happening. Sin is the word the Bible uses to describe things we do that are not what God wants us to do. God gave us Jesus. Jesus died on the cross. But three days later, what happened? (*Pause for responses.*) Jesus came back! He rose again. Jesus made a way for us to be forgiven and have a relationship with God that lasts forever. As you celebrate Easter today with your family, remember the EMPTY tomb because **Jesus is alive.**”



WEEK  
**FIVE**  
MARCH 2024

SMALL GROUP  
**K-1**

**PRELUDE      SOCIAL      STORY      WORSHIP      GROUPS      HOME**

CREATING A SAFE PLACE TO CONNECT  
25 MINUTES

**MADE TO REFLECT**

an activity that creates space for personal understanding and application



**4. PRAY AND DISMISS**  
[PRAY TO GOD | PRAYER ACTIVITY]

**WHAT YOU NEED:** Megaphones made during Jesus is ALIVE! Activity, and Empty Tomb Garden made during The Empty Tomb activity

**WHAT YOU DO:**

- Instruct the kids to sit in a tight circle.
- Place the Empty Tomb Garden in the middle of the circle.
- Give each kid their megaphone.
- Lead the kids in the prayer below, pointing to each kid as they repeat **Jesus is alive** and hold up their megaphones.

**WHAT YOU SAY:**

"When I point to you as we pray, I want you to say: **'Jesus is alive!'** Let's pray.

"God, thank You for Easter because Easter means that (*point to each kid around the circle*) **Jesus is alive**. Help us to believe and put our trust in Jesus and follow Him each day. We love You and we pray these things in Jesus' name. Amen."

As adults arrive to pick up, encourage kids to show off their megaphones and the Empty Tomb Garden to celebrate Easter because **Jesus is alive**.

**TODAY'S BIBLE STORY**

**Alive**  
Easter  
Luke 24:1-12, 36-49

**TODAY'S BOTTOM LINE**

**Jesus is alive.**

**MONTHLY MEMORY VERSE**

"God so loved the world that he gave his one and only Son. Anyone who believes in him will not die but will have eternal life."  
John 3:16, NIV

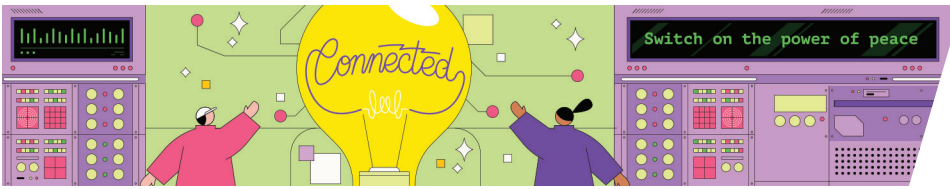
**MONTHLY VIRTUE**

Easter—Celebrating that Jesus is alive

**BASIC TRUTH**

I can trust God no matter what.





WEEK  
**FIVE**  
MARCH 2024

SMALL GROUP  
**K-1**

PRELUDE

SOCIAL

STORY

WORSHIP

GROUPS

HOME

## GETTING READY

HERE'S EVERYTHING YOU NEED TO KNOW TO GET READY FOR THIS WEEK

### SOCIAL: PROVIDING TIME FOR FUN INTERACTION (15 MINUTES)

Welcome kids and spend time engaging in conversation and catching up. Get ready to experience today's story.

**(Choose one or both of these activities.)**

#### 1. EARLY ARRIVER

**Made to Connect:** an activity that invites kids to share with others and build on their understanding

- Offering container
- Print "Easter Hidden Picture" Activity Page on paper, one for each kid
- Print "Easter Hidden Picture: Answer Key" Activity Page on paper, one for each Small Group
- Pencils, one for each kid

#### 2. OPENING ACTIVITY

**Made to Play:** an activity that encourages learning through following guidelines and working as a group

**WHAT YOU NEED:**

- Stick-on nametags, one for each kid
- Markers

### GROUPS: CREATING A SAFE PLACE TO CONNECT (25 MINUTES)

Create a safe place to connect and learn how the Bible story applies to real life experiences, through interactive activities and discussion questions.

**(Choose as many of these activities as you like.)**

\* If you don't have time to do all these activities, be sure to do activity #1.

#### \* 1. JESUS IS ALIVE!

[TALK ABOUT GOD | BIBLE STORY REVIEW]

**Made to Imagine:** an activity that promotes empathy and facilitates biblical application through role-play and reenactment

**WHAT YOU NEED:**

- Print "Easter Story Retelling" Activity Page on paper, one for each Small Group
- Print "Jesus Is Alive Megaphone Template" Activity Page on cardstock, one for each kid

- Markers or crayons, enough for a Small Group to share
- Stickers, sequins, stick-on jewels; enough for a Small Group to share
- Clear tape, one roll for each Small Group
- Scissors, one pair for each kid

#### 2. THE EMPTY TOMB

[LIVE FOR GOD | APPLICATION ACTIVITY]

**Made to Create:** an activity that explores spiritual ideas through the process of drawing, building, and designing

**WHAT YOU NEED:**

- Print "Empty Tomb Building" Activity Page on paper, one for each Small Group
- Cookie sheet or tray, one for each Small Group
- Plastic cup, one for each Small Group
- Playdough in two colors
- Construction paper, four sheets for each Small Group
- Scissors
- Tape
- Markers
- Craft sticks, four for each Small Group

#### 3. EGG HUNT MEMORY VERSE

[HEAR FROM GOD | MEMORY VERSE ACTIVITY]

**Made to Move:** an activity that increases the oxygen in the brain and taps into the energy in the body.

**WHAT YOU NEED:**

- Bibles (marked at John 3:16), one for each pair of kids
- Print "John 3:16 Verse Word Cards" Activity Page on paper and cut apart, one set for each Small Group
- Plastic Easter eggs, twelve for each Small Group
  - Before group time, fold up the cards from the "John 3:16 Verse Word Cards" Activity Page and put each card in a plastic Easter egg.

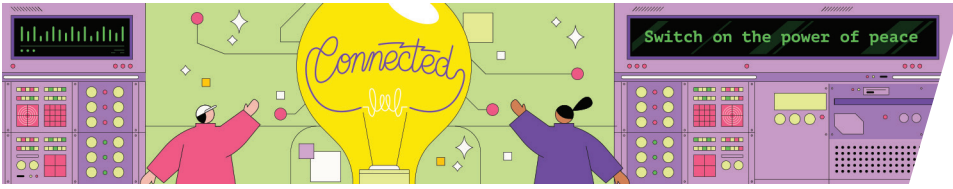
#### 4. PRAY AND DISMISS

[PRAY TO GOD | PRAYER ACTIVITY]

**Made to Reflect:** an activity that creates space for personal processing and application

**WHAT YOU NEED:**

- Megaphones made during Jesus is ALIVE! Activity
- Empty Tomb Garden made during The Empty Tomb



WEEK  
**FIVE**  
MARCH 2024

SMALL GROUP  
**K-1**

PRELUDE

SOCIAL

STORY

WORSHIP

GROUPS

HOME

## GETTING READY

HERE'S EVERYTHING YOU NEED TO GET READY FOR THIS WEEK

Activity

### HOME: PROMPTING ACTION BEYOND THE EXPERIENCE

- Print on cardstock or email this week's devotionals and Parent Cue cards.
- Tell parents about our additional family resource: **Parent Cue app.**