




# COOKOUT

It's worth the wait



WEEK  
**FOUR**  
APRIL 2024

SMALL GROUP  
**K-1**

## TODAY'S SUGGESTED SCHEDULE

### TODAY'S BIBLE STORY

#### I'm with You

Simeon Waits for the Messiah  
Luke 2:25-35

### TODAY'S BOTTOM LINE

God is with you while you wait.

### MONTHLY MEMORY VERSE

"Wait for the Lord. Be strong  
and don't lose hope. Wait  
for the Lord."  
Psalm 27:14, NIV

### MONTHLY VIRTUE

Patience—Waiting until later  
for what you want now

### BASIC TRUTH

I can trust God no matter what.

### PRELUDE: Setting the tone for the experience

See the **Getting Ready** pages at the end of this document for a detailed description of what you'll need for today.

In the **Prelude** folder of your curriculum, you'll find a variety of other resources to help you prepare.

Check out our Pinterest page here <https://bit.ly/447HSZi> or a visual on some of the activities.

### SMALL GROUP

15  
MIN

#### SOCIAL: Providing time for fun interaction

Early Arriver  
Opening Activity

### LARGE GROUP

35  
MIN

#### STORY: Communicating God's truth in engaging ways WORSHIP: Inviting people to respond to God

Welcome/Opener  
Worship  
Bible Story  
Bottom Line  
Prayer  
Closer

### SMALL GROUP

25  
MIN

#### GROUPS: Creating a safe place to connect

Bible Story Review: Tick Tock Wait Around the Clock  
Application Activity: Wait for It  
Memory Verse Activity: PB&J Paradigm  
Prayer Activity: Pray and Dismiss


### HOME: Prompting action beyond the experience

Parent Cue Card (print or email)  
Devotionals for Kids  
Parent Cue App



# COOKOUT

It's worth the wait



WEEK  
**FOUR**  
APRIL 2024

SMALL GROUP  
**K-1**

PRELUDE

SOCIAL

STORY

WORSHIP

GROUPS

HOME

PROVIDING TIME FOR FUN INTERACTION  
15 MINUTES

## MADE TO MOVE

an activity that increases the oxygen in the brain and taps into the energy in the body



Before kids arrive, take a few moments to pray for them. Pray for those who might be visiting your group for the first time. Reflect on God's perfect timing in fulfilling the promise to send a Savior and how God's fulfillment of that promise gives you hope as you wait on other things in your life. Ask God to help the kids in your group experience gifts of patience, peace, and joy as they wait for things in their own lives.

## TODAY'S BIBLE STORY

**I'm with You**

Simeon Waits for the Messiah  
Luke 2:25-35

## 1. EARLY ARRIVER

**WHAT YOU NEED:** Offering container; *Optional:* Smartphone

*NOTE:* Before group time, familiarize yourself with the "Peanut Butter and Jelly" rhyme and motions. (See below for links.)

## TODAY'S BOTTOM LINE

God is with you while you wait.

### WHAT YOU DO:

- Warmly greet each kid by name as they arrive.
- Invite kids who have brought an offering to put it in the offering container.
- Lead kids in the "Peanut Butter and Jelly" rhyme and motions.
- If time allows, add variety (and fun!) by leading kids to say the rhyme in voices they might hear at a cookout: a baby voice, a grandparent voice, or even a dog voice!
- Head to one of the links below and listen to the "Peanut Butter and Jelly" rhyme so that everyone can get familiar with it if need be.
  - Option 1: <https://bit.ly/3RyLTBL>



## MONTHLY MEMORY VERSE

**"Wait for the Lord. Be strong and don't lose hope. Wait for the Lord."**  
Psalm 27:14, NIV

- Option 2: <https://bit.ly/481T9gg>



## MONTHLY VIRTUE

Patience—Waiting until later for what you want now

## BASIC TRUTH

I can trust God no matter what.



# COOKOUT

It's worth the wait



WEEK  
**FOUR**  
APRIL 2024

SMALL GROUP  
**K-1**

PRELUDE

SOCIAL

STORY

WORSHIP

GROUPS

HOME

PROVIDING TIME FOR FUN INTERACTION  
15 MINUTES

## MADE TO PLAY

an activity that encourages learning through following guidelines and working as a group



## 2. OPENING ACTIVITY

**WHAT YOU NEED:** Baby doll wrapped in a blanket, smartphone or music player, lullaby or soothing instrumental worship music

**WHAT YOU DO:**

- Instruct the kids to sit in a circle.
- Lead kids in a slow variation of Hot Potato.
- Give one kid the baby doll.
- Start the music.
- Instruct the kids to carefully pass the baby around the circle to their left while the music plays.
  - Praise kids for being patient and gentle with the "baby."
- Stop the music and instruct the kid holding the "baby" to say, "Waaaaa!" and gently rock the doll.
- Continue playing, stopping the music so different kids rock the "baby."
- Occasionally ask: "Who is still waiting to hold and rock the baby?" or "Are you STILL waiting to hold the baby?"

## TODAY'S BIBLE STORY

### I'm with You

Simeon Waits for the Messiah  
Luke 2:25-35

## TODAY'S BOTTOM LINE

God is with you while you wait.

## MONTHLY MEMORY VERSE

"Wait for the Lord. Be strong and don't lose hope. Wait for the Lord."  
Psalm 27:14, NIV

## MONTHLY VIRTUE

Patience—Waiting until later for what you want now

## BASIC TRUTH

I can trust God no matter what.

**WHAT YOU SAY:**

"Some of you held and rocked the baby early in the game, and others waited a LONG time! **[Transition] In Large Group, we'll hear about someone who waited a VERY long time to hold a VERY special Baby. Let's go learn more.**"

Lead your group to the Large Group area.



# COOKOUT

It's worth the wait



WEEK  
**FOUR**  
APRIL 2024

SMALL GROUP  
**K-1**

PRELUDE

SOCIAL

STORY

WORSHIP

GROUPS

HOME

CREATING A SAFE PLACE TO CONNECT  
25 MINUTES

## MADE TO CREATE

an activity that explores spiritual ideas through the process of drawing, building, and designing



## 1. TICK TOCK WAIT AROUND THE CLOCK [TALK ABOUT GOD | BIBLE STORY REVIEW]

**WHAT YOU NEED:** "Around the Clock" Activity Page, crayons or markers

**WHAT YOU DO:**

- Give each kid a circle from the "Around the Clock" Activity

Page.

- Make sure all 12 circles are handed out. It's fine if kids have more than one!
- Set out the crayons or markers.
- As kids color, ask questions to help them review the story. Touch on the following key points:
  - One day, as Simeon prayed, God's Spirit spoke to him and said, "You will not die before you see the Lord's Messiah." (*Explain the Messiah is God's Rescuer the Israelites waited and hoped for, for hundreds and hundreds of years.*)
  - Simeon waited . . . and waited . . . and WAITED.
  - Years later, God's Spirit told Simeon to go to the temple courtyard.
  - Simeon quickly obeyed.
  - While he was there, Simeon saw Jesus!
  - At this time, baby Jesus was only eight days old, and Mary and Joseph had brought Him to the Temple so they could dedicate Him to God.
- When kids finish coloring, arrange the images in order in a circle to create a "clock."
- Use the images to review the story, reading the text in each speech bubble to the group.

## TODAY'S BIBLE STORY

### I'm with You

Simeon Waits for the Messiah  
Luke 2:25-35

## TODAY'S BOTTOM LINE

God is with you while you wait.

## MONTHLY MEMORY VERSE

**"Wait for the Lord. Be strong and don't lose hope. Wait for the Lord."**

Psalm 27:14, NIV

## MONTHLY VIRTUE

**Patience—Waiting until later for what you want now**

## BASIC TRUTH

I can trust God no matter what.

**WHAT YOU SAY:**


"Simeon waited for God's promise to come true. (*Point to the images around the "clock" as you say:*) Through all this time, Simeon waited patiently, and with joy, trusting God's promise. And when the time was right, JESUS, God's one and only Son, sent to be our Savior, arrived. (*Point to the image of Simeon holding baby Jesus.*) And Simeon held baby Jesus in his arms, just as God's Spirit had promised! Wow! Simeon praised God and said, 'Lord, you are the King over all. Now let me, your servant, go in peace. That is what you promised. My eyes have seen your salvation' (*Luke 2:29-30 NIV*). Simeon didn't know how the rest of God's story would unfold. But he did know that every minute had been worth the wait!

"God promises us that no matter how long WE have to wait, in the end God will make everything right for those who follow Jesus. Even more, **God is with you while you wait.**"



# COOKOUT

It's worth the wait



WEEK  
**FOUR**  
APRIL 2024

SMALL GROUP  
**K-1**

PRELUDE

SOCIAL

STORY

WORSHIP

GROUPS

HOME

CREATING A SAFE PLACE TO CONNECT  
25 MINUTES

## MADE TO EXPLORE

an activity that extends learning through hands on experimentation and discovery



## 2. WAIT FOR IT

[LIVE FOR GOD | APPLICATION ACTIVITY]

**WHAT YOU NEED:** "Bottom Line Label" Activity Page, prepared plastic cups, paper plates, a variety of craft supplies, scissors, tacky glue or extra-strength glue sticks, potting soil, grass seeds, plastic spoons, water, tablecloth or tarp

## TODAY'S BIBLE STORY

**I'm with You**

Simeon Waits for the Messiah  
Luke 2:25-35

## TODAY'S BOTTOM LINE

**God is with you while you wait.**

## MONTHLY MEMORY VERSE

**"Wait for the Lord. Be strong and don't lose hope. Wait for the Lord."**

Psalm 27:14, NIV

## MONTHLY VIRTUE

**Patience—Waiting until later for what you want now**

## BASIC TRUTH

**I can trust God no matter what.**

### WHAT YOU DO:

- Set out the tablecloth or tarp.
- Instruct the kids to sit around the tablecloth or tarp.
- Give each kid a prepared cup and a paper plate.
- Set out the assorted craft supplies, the scissors, and the glue.
- Invite kids to use the craft supplies to add a face to their cups.
- As kids finish, instruct them to set their cup on their plate.
- Fill the cup about  $\frac{3}{4}$  full with soil.
- Demonstrate how to sprinkle a large spoonful of grass seed over the soil.
- Instruct the kids to cover the seed with two or three spoonfuls of additional soil.
- Help the kids water the soil until it's just moist.
- Give each kid a label from the "Bottom Line Label" Activity Page.
- Instruct the kids to attach the label somewhere on their cup.
- Direct the kids to put their "pets" on a sunny windowsill and add a little bit of water every day to keep the soil moist.
- Say: "Growing this grass will take some patience! But in about a week, you'll have a grass pet!"

### WHAT YOU SAY:

"God knows that waiting is hard for us. Whether you're waiting days for your new pet to grow hair, weeks or months for your birthday, or years until you're old enough to do something you REALLY want to do . . . **God is with you while you wait.**"


"When is it hard for you to wait? (*Invite responses.*)"

"When you rely on God to help you wait, God can actually grow you through the waiting. You won't grow grass hair like your little pet, but God's Spirit can give you patience, peace, and joy while you wait. God can help you wait well. So remember, **God is with you while you wait.**"



# COOKOUT

It's worth the wait



WEEK  
**FOUR**  
APRIL 2024

SMALL GROUP  
**K-1**

PRELUDE

SOCIAL

STORY

WORSHIP

GROUPS

HOME

CREATING A SAFE PLACE TO CONNECT  
25 MINUTES

## MADE TO PLAY

an activity that encourages learning through following guidelines and working as a group



## \*3. PB&J PARADIGM

[HEAR FROM GOD | MEMORY VERSE ACTIVITY]

**WHAT YOU NEED:** Bibles, decks of "PB&J Cards" Activity Pages, and paper plates

### WHAT YOU DO:

- Divide your group into groups of four. (It's okay if there are groups of three.)
- Give each group a Bible.
- Help kids look up and "read" the verse using the Bible Navigation Tips below.

## TODAY'S BIBLE STORY

### I'm with You

Simeon Waits for the Messiah  
Luke 2:25-35

**Finding verses with kindergartners:** Guide kids to open the Bibles to the marked page. Point to the word *Psalms* at the top of the page as you say "Psalms" aloud. Then guide kids to find the big number 27 on the page. Explain that this is the chapter number. Finally, guide them to look under the big 27 for the little 14; this is the verse number. Tell them to leave their finger on the verse as you read the verse aloud. Then lead everyone to say the verse together.

## TODAY'S BOTTOM LINE

God is with you while you wait.

**Finding verses with 1st graders:** Guide them to open their Bibles to the front and find the table of contents. (Hold up a Bible opened to the table of contents to show the kids what the page looks like.) When the kids find the table of contents, lead them to find *Psalms* in the list under "Old Testament." You can help by telling them that *Psalms* starts with the letters P-S. When the kids find *Psalms*, lead them to look at the page number beside the word. Explain that the number tells them on what page they can find *Psalms*. Help the kids find the page. When they find *Psalms*, explain that the big numbers on the page are the chapter numbers. Help them find chapter 27. Explain that the small numbers are verse numbers. Help them find verse 14 in chapter 27.

## MONTHLY MEMORY VERSE

"Wait for the Lord. Be strong and don't lose hope. Wait for the Lord."

Psalm 27:14, NIV

- Show the kids a set of the "PB&J Cards" Activity Pages to review the Memory Verse.
- Invite the kids to repeat the phrase on each card after you.
- Lead kids in a variation of Slamwich®.
- Give each group a deck of cards prepared from the "PB&J Cards" Activity Pages.
  - Each group will get 40 cards (10 sets).
- Guide one kid in each group to deal all the cards.
  - Some kids may have more cards than others (if you have groups of three), and that's okay.
- Direct kids to stack their cards facedown. (No peeking!)
- Set a paper plate in the center of each group's playing area.
- Instruct the kid to the left of the dealer to go first.
- Moving around the circle to the left, direct the kids to take turns flipping over their top card and putting it on the paper plate.
- Instruct everyone in the group to read the cards aloud together.
- If the kids spot a PB&J sandwich—bread, peanut butter, jelly, bread (which is also Psalm 27:14)—direct them to slap the center pile and shout "PB&J!"

## MONTHLY VIRTUE

Patience—Waiting until later for what you want now

## BASIC TRUTH

I can trust God no matter what.



# COOKOUT

It's worth the wait



WEEK  
**FOUR**  
APRIL 2024

SMALL GROUP

**K-1**

PRELUDE

SOCIAL

STORY

WORSHIP

GROUPS

HOME

CREATING A SAFE PLACE TO CONNECT  
25 MINUTES

## (3. PB&J PARADIGM, CONTINUED)

- Kids can also be looking for the numbers 1, 2, 3, 4 to show a completed set.
- Continue play as time allows.
- *NOTE: When a kid runs out of cards, shuffle all the cards and begin the game again.*

### WHAT YOU SAY:

*(Use a Bible to read Psalm 27:14 to the group.)* "This month, we heard about some people who lost hope and didn't wait for the Lord. Esau gave up his future as leader of his family for a bowl of stew. And the Israelites stopped waiting for Moses, lost hope, and worshiped a statue of a golden calf!


"But Simeon showed us how we can be strong, not lose hope, and wait for the Lord. One day, God promised Simeon that he would see the Savior before he died. Did God's promise come true quickly? *(No!)* No, Simeon waited a long time to see Jesus, but he never lost hope! Simeon trusted God.

"We can trust God and wait too. When we follow Jesus, God sends the Holy Spirit to live inside us. Patience is a gift from God's Spirit. *(Use a Bible to read Psalm 27:14 to the group one more time. Invite the kids to say it with you.)* So remember, **God is with you while you wait.**"



# COOKOUT

It's worth the wait



WEEK  
**FOUR**  
APRIL 2024

SMALL GROUP  
**K-1**

PRELUDE

SOCIAL

STORY

WORSHIP

GROUPS

HOME

CREATING A SAFE PLACE TO CONNECT  
25 MINUTES

## MADE TO REFLECT

an activity that creates space for personal understanding and application



## 4. PRAY AND DISMISS [PRAY TO GOD | PRAYER ACTIVITY]

**WHAT YOU NEED:** No supplies needed

**WHAT YOU DO:**

- Use the conversation below as a guide to lead kids into prayer.

## TODAY'S BIBLE STORY

### I'm with You

Simeon Waits for the Messiah  
Luke 2:25-35

**WHAT YOU SAY:**

"When Simeon saw Baby Jesus at the temple, he praised God and said, 'My eyes have seen your salvation. You have prepared it in the sight of all nations. It is a light to be given to the Gentiles. It will be the glory of your people Israel' (Luke 2:30-32 NIV). Simeon declared that Jesus is God's Messiah! He said Jesus had come to rescue not only Jewish people but everyone, everywhere, for all time! In the end, Jesus would give up His life. But even then, God's plan wasn't finished, because God brought Jesus back to life so that when you believe in Jesus and follow Him, you'll live with God forever! Wow!

## TODAY'S BOTTOM LINE

God is with you while you wait.

"It's okay if you don't understand all of this yet. But if you have any questions or want to know more about what it means to follow Jesus, you can talk to your parents, me, or any of the other leaders.

## MONTHLY MEMORY VERSE

**"Wait for the Lord. Be strong and don't lose hope. Wait for the Lord."**

Psalm 27:14, NIV

*NOTE: Be sensitive to kids who might have questions about following Jesus. Follow your church's policy for having conversations with kids about salvation. Involve families with this discussion or decisions as well. It might be a good idea to simply "plant the seeds."*

"But here's something you can hold on to—Jesus wants to be your closest friend right now, and He wants to be with you forever! Let's pray.

## MONTHLY VIRTUE

**Patience—Waiting until later for what you want now**

"Dear God, thank You SO MUCH that You sent Your Son, Jesus, to live, die, and come back to life so that we can be with You FOREVER. You want to be with \_\_\_\_\_ [name of kid] forever. You want to be with \_\_\_\_\_ [name of kid] forever. (Repeat with each kid's name.) Help us grow in patience while we wait. Help us be strong and not lose hope. We love You and we pray these things in Jesus' name. Amen."

## BASIC TRUTH

I can trust God no matter what.

As adults arrive to pick up, encourage kids to show off their new pet from the Wait for It activity. Invite kids to read the Bottom Line from the label on their cups.





# COOKOUT

It's worth the wait



WEEK  
**FOUR**  
APRIL 2024

SMALL GROUP

**K-1**

PRELUDE

SOCIAL

STORY

WORSHIP

GROUPS

HOME

## GETTING READY

HERE'S EVERYTHING YOU NEED TO KNOW TO GET READY FOR THIS WEEK

### SOCIAL: PROVIDING TIME FOR FUN INTERACTION (15 MINUTES)

Welcome kids and spend time engaging in conversation and catching up. Get ready to experience today's story.

(Choose one or both of these activities.)

#### 1. EARLY ARRIVER

**Made to Move:** an activity that increases the oxygen in the brain and taps into the energy in the body

- Offering container
- Optional: Smartphone
- NOTE: Before group time, familiarize yourself with the "Peanut Butter and Jelly" rhyme and motions.
  - Option 1: <https://bit.ly/3RyLTBL>
  - Option 2: <https://bit.ly/481T9gg>

#### 2. OPENING ACTIVITY

**Made to Play:** an activity that encourages learning through following guidelines and working as a group

**WHAT YOU NEED:**

- Baby doll wrapped in a blanket, one for each Small Group
- Smartphone or music player
- Lullaby or soothing instrumental worship music

### GROUPS: CREATING A SAFE PLACE TO CONNECT (25 MINUTES)

Create a safe place to connect and learn how the Bible story applies to real life experiences, through interactive activities and discussion questions.

(Choose as many of these activities as you like.)

\* If you don't have time to do all these activities, be sure to do activity #3.

#### 1. TICK TOCK WAIT AROUND THE CLOCK [TALK ABOUT GOD | BIBLE STORY REVIEW]

**Made to Create:** an activity that explores spiritual ideas through the process of drawing, building, and designing

**WHAT YOU NEED:**

- Print "Around the Clock" Activity Page on paper and cut out, one set for each Small Group
- Crayons or markers

#### 2. WAIT FOR IT

[LIVE FOR GOD | APPLICATION ACTIVITY]

**Made to Explore:** an activity that extends learning through hands on experimentation and discovery

**WHAT YOU NEED:**

- Print "Bottom Line Label" Activity Page on Avery® 5160 labels or equivalent, one label for each kid
- 9 oz. clear plastic cups, one for each kid
  - Before group time, use a push pin to poke five holes in the bottom of each cup.
- Paper plates, one for each kid
- A variety of supplies kids can use to add faces to their cups, such as:
  - Scraps of colored cardstock
  - Stickers
  - Self-adhesive googly eyes
- Scissors
- Tacky glue or extra-strength glue sticks
- Potting soil
- Grass seeds
- Plastic spoons
- Water
- Tablecloth or tarp

#### \* 3. PB&J PARADIGM

[HEAR FROM GOD | MEMORY VERSE ACTIVITY]

**Made to Play:** an activity that encourages learning through following guidelines and working as a group


**WHAT YOU NEED:**

- Bibles (marked for kindergarteners at Psalm 27:14), one for every three to four kids
- Prepared decks of "PB&J Cards" Activity Page from Week 3
- If preparing cards for the first time: Print "PB&J Cards" Activity Pages on cardstock and cut apart, 10 sets for every four kids.
  - Before group time, create a deck of cards by shuffling together ten sets of cards for every four kids.
- Keep each deck separate.
- Paper plates, one for every three or four kids



# COOKOUT

It's worth the wait



WEEK  
**FOUR**  
APRIL 2024

SMALL GROUP

**K-1**

PRELUDE

SOCIAL

STORY

WORSHIP

GROUPS

HOME

## GETTING READY

HERE'S EVERYTHING YOU NEED TO GET READY FOR THIS WEEK

### 4. PRAY AND DISMISS

[PRAY TO GOD | PRAYER ACTIVITY]

*Made to Reflect:* an activity that creates space for personal processing and application

**WHAT YOU NEED:**

- No supplies needed

**HOME: PROMPTING ACTION BEYOND THE EXPERIENCE**

- Print on cardstock or email this week's devotionals and Parent Cue cards.
- Tell parents about our additional family resource:  
**Parent Cue app.**