

WEEK  
**ONE**  
APRIL 2024

SMALL GROUP  
**K-1**

## TODAY'S SUGGESTED SCHEDULE

### TODAY'S BIBLE STORY

**The Waiting**  
A Patience Proverb  
Proverbs 14:29

### TODAY'S BOTTOM LINE

Waiting can make you wise.

### MONTHLY MEMORY VERSE

"Wait for the Lord. Be strong  
and don't lose hope. Wait  
for the Lord."  
Psalm 27:14, NIV

### MONTHLY VIRTUE

Patience—Waiting until later  
for what you want now

### BASIC TRUTH

I need to make the wise choice.

### PRELUDE: Setting the tone for the experience

See the **Getting Ready** pages at the end of this document for a detailed description of what you'll need for today.

In the **Prelude** folder of your curriculum, you'll find a variety of other resources to help you prepare.

Check out our Pinterest page here <https://bit.ly/447HSZi> or a visual on some of the activities.

### SMALL GROUP

15  
MIN

#### SOCIAL: Providing time for fun interaction

Early Arriver  
Opening Activity

### LARGE GROUP

35  
MIN

#### STORY: Communicating God's truth in engaging ways

#### WORSHIP: Inviting people to respond to God

Welcome/Opener  
Worship  
Bible Story  
Bottom Line  
Prayer  
Closer

### SMALL GROUP

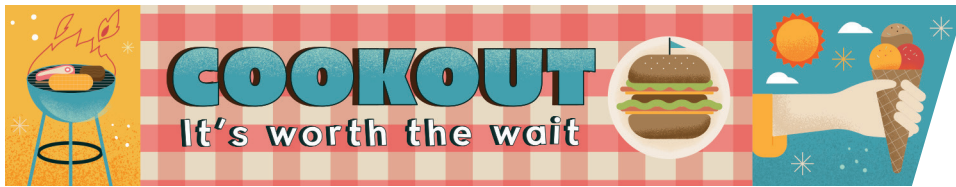
25  
MIN

#### GROUPS: Creating a safe place to connect

Bible Story Review: Great Understanding  
Application Activity: Wait Well  
Memory Verse Activity: Wait for the Lord  
Prayer Activity: Pray and Dismiss

### HOME: Prompting action beyond the experience

Parent Cue Card (print or email)  
Devotionals for Kids  
Parent Cue App



WEEK  
**ONE**  
APRIL 2024

SMALL GROUP  
**K-1**

**PRELUDE      SOCIAL      STORY      WORSHIP      GROUPS      HOME**

**PROVIDING TIME FOR FUN INTERACTION  
15 MINUTES**

**MADE TO EXPLORE**

an activity that extends learning through hands on experimentation and discovery



*Before kids arrive, take a few moments to pray for them. Pray for those who might be visiting your group for the first time. Reflect on the perfect example of patience shown by Jesus. Thank God for the gift of patience through the work of the Holy Spirit. Ask God to help the kids in your group to grow in patience and to trust that God's plan is always good.*

**TODAY'S BIBLE STORY**

**The Waiting**  
A Patience Proverb  
Proverbs 14:29

**1. EARLY ARRIVER**

**WHAT YOU NEED:** Offering container, paper or plastic cups, and paper plates

**WHAT YOU DO:**

- Warmly greet each kid by name as they arrive.
- Invite kids who have brought an offering to put it in the offering container.
- As kids arrive, form groups of two or three.
- Give every group of kids a set of eight to twelve cups and four to six plates.
- Challenge the kids to work together to create the tallest tower possible.
- Support the kids' play with open-ended questions and thoughtful comments, for example:
  - What do you want to put on top next?
  - What are some other ways to keep the tower from falling down?
  - You were careful and patient when you put the last cup on top! You didn't knock the tower over. Great job!

**TODAY'S BOTTOM LINE**

**Waiting can make you wise.**

**MONTHLY MEMORY VERSE**

**"Wait for the Lord. Be strong and don't lose hope. Wait for the Lord."**  
Psalm 27:14, NIV

**MONTHLY VIRTUE**

**Patience—Waiting until later for what you want now**


**BASIC TRUTH**

**I need to make the wise choice.**



# COOKOUT

It's worth the wait



WEEK  
**ONE**  
APRIL 2024

SMALL GROUP  
**K-1**

PRELUDE

SOCIAL

STORY

WORSHIP

GROUPS

HOME

PROVIDING TIME FOR FUN INTERACTION  
15 MINUTES

## MADE TO PLAY

an activity that encourages learning through following guidelines and working as a group



## 2. OPENING ACTIVITY

**WHAT YOU NEED:** "Cookout Concentration" Activity Page

**WHAT YOU DO:**

- Arrange the cards from "Cookout Concentration" Activity Page in a grid-pattern, face down.
  - There should be twenty cards—two of each card.
- Invite kids to help you set out the cards.
  - Don't worry if the grid isn't perfect.
- Instruct the kids to take turns flipping over two cards to find a matching pair.
- If the cards match, direct the kid to keep the pair of cards.
- If the cards do not match, direct the kid to turn the cards face down again.
- Instruct the kids to take only one turn at a time, regardless of whether or not they make a match.
- Praise kids as they wait patiently for their turns.
- Continue until all matches have been made.
- If time allows, shuffle the cards and play another round.

## TODAY'S BIBLE STORY

### The Waiting

A Patience Proverb  
Proverbs 14:29

## TODAY'S BOTTOM LINE

Waiting can make you wise.

## MONTHLY MEMORY VERSE

**"Wait for the Lord. Be strong and don't lose hope. Wait for the Lord."**  
Psalm 27:14, NIV

## MONTHLY VIRTUE

Patience—Waiting until later for what you want now

## BASIC TRUTH

I need to make the wise choice.

**WHAT YOU SAY:**

"What pictures did you find on the cards? (*ketchup, mustard, hot dog, hamburger, etc.*) What do all these things have in common? (*Invite responses.*) Yes! You find them at a picnic or cookout.

"Have you ever been to a cookout? What did you eat? (*hotdogs, cookies, cake, potato salad, spaghetti, hamburgers, watermelon, banana pudding, etc.*) (*NOTE: Be sure to accept a variety of food examples that represent the cultural variety represented by your group or local area.*)

"Yum! Did you have to WAIT before you got to eat? What did you do while you waited? (*Invite responses, like: played with my friends, stared at the food, read a book, rode my bike, etc.*) **[Transition] In Large Group, we'll hear why it's important to WAIT WELL."**

Lead your group to the Large Group area.



# COOKOUT

It's worth the wait



WEEK  
**ONE**  
APRIL 2024

SMALL GROUP  
**K-1**

PRELUDE

SOCIAL

STORY

WORSHIP

GROUPS

HOME

CREATING A SAFE PLACE TO CONNECT  
25 MINUTES

## MADE TO CREATE

an activity that explores spiritual ideas through the process of drawing, building, and designing



## 1. GREAT UNDERSTANDING

[TALK ABOUT GOD | BIBLE STORY REVIEW]

**WHAT YOU NEED:** Bible marked at Proverbs 14, "Great Understanding" Activity Page, and prepared zip-top bags

### WHAT YOU DO:

- Help kids get into groups of two or three.
- Give each group a set of the prepared "Great Understanding" puzzle pieces in a zip-top bag.
- Instruct each group to work together to assemble their puzzle.
  - Praise kids for practicing patience as they complete the puzzles.

### WHAT YOU SAY:

"Some of you had pictures of David on your puzzles and others of you had pictures of Joseph. What did we hear about today that both Joseph and David had in common? (*patience*) Yes! They both showed great understanding by being patient. David waited more than 10 years from the time God told him he would be king until he actually became king. And Joseph waited years and years from the time his brothers betrayed him, through being put in prison unfairly, to when he was finally put in charge of all of Egypt!

(Use the marked Bible to read Proverbs 14:29 to the group.) "Someone who has understanding makes wise choices. Joseph and David made the wise choice, trusted God, and showed great patience. But who has been the PERFECT example of patience? (*Jesus*) Yes, Jesus! Jesus was ALWAYS patient! He was patient with His family, His friends, and even His enemies!

"It can be tough to stop and think, but God can help us discover how to get better at waiting. When can you be patient? (*Invite responses, like: I can wait for my dad to change my little brother's diaper, I can wait for my stepmom when she's talking with somebody, I can wait my turn in line, etc.*) Great ideas!

"**Waiting can make you wise**, so when you need to wait, ask God to help you be patient. And remember: **waiting can make you wise.**"

## TODAY'S BIBLE STORY

### The Waiting

A Patience Proverb  
Proverbs 14:29

## TODAY'S BOTTOM LINE

Waiting can make you wise.

## MONTHLY MEMORY VERSE

**"Wait for the Lord. Be strong and don't lose hope. Wait for the Lord."**

Psalm 27:14, NIV

## MONTHLY VIRTUE

Patience—Waiting until later for what you want now


## BASIC TRUTH

I need to make the wise choice.



# COOKOUT

It's worth the wait



WEEK  
**ONE**  
APRIL 2024

SMALL GROUP  
**K-1**

PRELUDE

SOCIAL

STORY

WORSHIP

GROUPS

HOME

CREATING A SAFE PLACE TO CONNECT  
25 MINUTES

## MADE TO MOVE

an activity that increases the oxygen in the brain and taps into the energy in the body



## TODAY'S BIBLE STORY

### The Waiting

A Patience Proverb  
Proverbs 14:29

## TODAY'S BOTTOM LINE

Waiting can make you wise.

## MONTHLY MEMORY VERSE

**"Wait for the Lord. Be strong and don't lose hope. Wait for the Lord."**

Psalms 27:14, NIV

## MONTHLY VIRTUE

**Patience—Waiting until later for what you want now**

## BASIC TRUTH

I need to make the wise choice.

## \* 2. WAIT WELL

[LIVE FOR GOD | APPLICATION ACTIVITY]

WHAT YOU NEED: No supplies needed

### WHAT YOU DO:

- Ask the kids to name times they need to wait.
  - Prompt them with examples, if needed. For example:
    - waiting in line at school
    - waiting for your turn
    - waiting for a sibling to get ready
    - waiting for an adult to get off the phone
    - waiting for a party
- Lead the kids in a variation of Mother May I? to practice different ways they can wait well.
- Guide the kids to line up shoulder-to-shoulder at one end of your environment.
- Read the phrases below.
- As you read each phrase, instruct the kids to act out each "wait well" strategy.
  - **"Waiting can make you wise.** While you wait, take three deep breaths. (Pause to demonstrate.) Great job! Take \_\_\_\_ (number) \_\_\_\_ (baby steps, tiptoe steps, itty-bitty slide steps) forward."
  - **"Waiting can make you wise.** While you wait, ask God to help you wait well. (Pause to demonstrate.) Excellent. Take \_\_\_\_ (number) \_\_\_\_ (baby steps, tiptoe steps, itty-bitty slide steps) forward."
  - **"Waiting can make you wise.** While you wait, color a picture. (Pause to demonstrate.) Ooh. Nicely done! Take \_\_\_\_ (number) \_\_\_\_ (baby steps, tiptoe steps, itty-bitty slide steps) forward."
- Continue with the strategies below or add your own.
- Encourage kids to act out their own "wait well" strategies!
  - Put dishes in the dishwasher.
  - Sing a song in your head.
  - Take five deep breaths.
  - Take out the trash.
  - Read a book.
  - Play with a pet.
  - Cheer for your teammates.
- Praise the kids for showing "great understanding" by waiting well.

### WHAT YOU SAY:


"Great job, everyone! When you make the wise choice to wait well, you show great understanding. We say it this way: **Waiting can make you \_\_\_\_ (wise).**

"Patience is a gift from God's Spirit. So when you have to wait, ask God to help you. And while you wait, find something good to do. Take a deep breath. Help someone. Encourage someone. God has a good plan. God will be with you while you wait! And remember—waiting can be a GOOD thing because waiting can make you more like Jesus. So remember: **waiting can make you wise.**"



# COOKOUT

It's worth the wait



WEEK  
**ONE**  
APRIL 2024

SMALL GROUP

**K-1**

PRELUDE

SOCIAL

STORY

WORSHIP

GROUPS

HOME

CREATING A SAFE PLACE TO CONNECT  
25 MINUTES


## (2. WAIT WELL, CONTINUED)

*[Make It Personal] (Tell kids a strategy you use when you need to wait well. Tell kids how practicing waiting well has helped you be more like Jesus.)*



# COOKOUT

It's worth the wait



WEEK  
**ONE**  
APRIL 2024

SMALL GROUP  
**K-1**

PRELUDE

SOCIAL

STORY

WORSHIP

GROUPS

HOME

CREATING A SAFE PLACE TO CONNECT  
25 MINUTES

## MADE TO CONNECT

an activity that invites kids to share with others and build on their understanding



## 3. WAIT FOR THE LORD

[HEAR FROM GOD | MEMORY VERSE ACTIVITY]

WHAT YOU NEED: Bibles, cups, and paper plate

### WHAT YOU DO:

- Make sure each kid has a Bible. (Bibles should be marked at Psalm 27:14 for Kindergarteners.)
- Guide kids to look up and "read" together the verse using the Bible Navigation Tips below.

**Finding verses with kindergartners:** Guide kids to open the Bibles to the marked page. Point to the word *Psalms* at the top of the page as you say "Psalms" aloud. Then guide kids to find the big number 27 on the page. Explain that this is the chapter number. Finally, guide them to look under the big 27 for the little 14; this is the verse number. Tell them to leave their finger on the verse as you read the verse aloud. Then lead everyone to say the verse together.

**Finding verses with 1st graders:** Guide them to open their Bibles to the front and find the table of contents. (Hold up a Bible opened to the table of contents to show the kids what the page looks like.) When the kids find the table of contents, lead them to find *Psalms* in the list under "Old Testament." You can help by telling them that *Psalms* starts with the letters P-S. When the kids find *Psalms*, lead them to look at the page number beside the word. Explain that the number tells them on what page they can find *Psalms*. Help the kids find the page. When they find *Psalms*, explain that the big numbers on the page are the chapter numbers. Help them find chapter 27. Explain that the small numbers are verse numbers. Help them find verse 14 in chapter 27.

- To unpack what it means to "wait for the Lord," ask:
  - Who is "the Lord"? (God, Jesus)
  - What do you think it means to "wait for the Lord"? (to trust God, to wait for God's best, to wait for God to help us, to wait for God to show us what to do)
  - If kids are stuck for ideas, ask, "How did Joseph and David 'wait for the Lord'? (They kept trusting God even though they had to wait A LONG time for what God promised.)"
- Instruct the kids to sit in a circle with you.
- Hold the paper plate and the cup.
- Say: "One helpful thing we can do while we 'wait for the Lord' is to help and encourage others."
- Balance a paper plate on the top of a cup.
- Pass the cup and plate to the kid beside you as you say: "Wait for the Lord."
- Instruct the kids to continue passing the cup and plate around the circle, saying the first phrase of the Memory Verse each time.
  - The kids will need to be patient as they wait their turn and as they carefully pass the cup.
  - Praise kids for helping and encouraging each other.
- Add a challenge by balancing a second cup on top of the plate!

## TODAY'S BIBLE STORY

### The Waiting

A Patience Proverb  
Proverbs 14:29

## TODAY'S BOTTOM LINE

Waiting can make you wise.

## MONTHLY MEMORY VERSE

"Wait for the Lord. Be strong and don't lose hope. Wait for the Lord."

Psalm 27:14, NIV

## MONTHLY VIRTUE

Patience—Waiting until later for what you want now

## BASIC TRUTH

I need to make the wise choice.



# COOKOUT

It's worth the wait



WEEK  
**ONE**  
APRIL 2024

SMALL GROUP  
**K-1**

PRELUDE

SOCIAL

STORY

WORSHIP

GROUPS

HOME

CREATING A SAFE PLACE TO CONNECT  
25 MINUTES

## (3. WAIT FOR THE LORD)

### WHAT YOU SAY:

"Psalm 27:14 tells us it's best to wait for God. God wants us to be strong and hopeful while we wait. Why is it good to wait for God? (*Invite responses, like: God's way is best, God loves us, etc.*) Great ideas!


"God knows that waiting isn't always easy. That's why God gives us the Holy Spirit to help us. So, when it's hard to wait, ask God to help you. And remember: **waiting can make you wise.**"





# COOKOUT

It's worth the wait



WEEK  
**ONE**  
APRIL 2024

SMALL GROUP  
**K-1**

PRELUDE

SOCIAL

STORY

WORSHIP

GROUPS

HOME

CREATING A SAFE PLACE TO CONNECT  
25 MINUTES

## MADE TO REFLECT

an activity that creates space for personal understanding and application



## 4. PRAY AND DISMISS

[PRAY TO GOD | PRAYER ACTIVITY]

WHAT YOU NEED: No supplies needed

WHAT YOU DO:

- Use the conversation below as a guide to lead the kids in prayer.

## TODAY'S BIBLE STORY

### The Waiting

A Patience Proverb  
Proverbs 14:29

WHAT YOU SAY:

"The thing to remember this week is this: **waiting can make you wise**. God can help us grow in patience. While you wait, you can cheer for your team (*lead kids to pantomime*), pick up your toys (*lead kids to pantomime*), read a book (*lead kids to pantomime*), color a picture (*lead kids to pantomime*), play soccer with a friend (*lead kids to pantomime*), or take deep breaths (*lead kids to pantomime*). You can also do one REALLY important thing and ask God to help you wait well. Let's do that right now. Let's pray.

## TODAY'S BOTTOM LINE

Waiting can make you wise.

"Dear God, You showed Solomon that people who are patient show great understanding. This week, help us be patient and make wise choices. Help us wait well by taking deep breaths. Help us wait well by helping and encouraging others. Above all, help us wait well by remembering what's true: that You have a GOOD plan, that You LOVE us, and that You will be WITH US while we wait. We love You and we pray these things in Jesus' name. Amen."

## MONTHLY MEMORY VERSE

"Wait for the Lord. Be strong and don't lose hope. Wait for the Lord."  
Psalm 27:14, NIV

As adults arrive to pick up, encourage kids to share what they'll do this week to practice patience.

## MONTHLY VIRTUE

Patience—Waiting until later for what you want now

## BASIC TRUTH

I need to make the wise choice.



# COOKOUT

It's worth the wait



WEEK  
**ONE**  
APRIL 2024

SMALL GROUP  
**K-1**

PRELUDE

SOCIAL

STORY

WORSHIP

GROUPS

HOME

## GETTING READY

HERE'S EVERYTHING YOU NEED TO KNOW TO GET READY FOR THIS WEEK

### SOCIAL: PROVIDING TIME FOR FUN INTERACTION (15 MINUTES)

Welcome kids and spend time engaging in conversation and catching up. Get ready to experience today's story.

(Choose one or both of these activities.)

#### 1. EARLY ARRIVER

**Made to Explore:** an activity that extends learning through hands-on experimentation and discovery

- Offering container
- Paper or plastic cups, eight to twelve for every two or three kids
- Paper plates, four to six for every two or three kids

#### 2. OPENING ACTIVITY

**Made to Play:** an activity that encourages learning through following guidelines and working as a group

**WHAT YOU NEED:**

- Print "Cookout Concentration" Activity Pages on cardstock and cut apart, two sets for each Small Group

### GROUPS: CREATING A SAFE PLACE TO CONNECT (25 MINUTES)

Create a safe place to connect and learn how the Bible story applies to real life experiences, through interactive activities and discussion questions.

(Choose as many of these activities as you like.)

\* If you don't have time to do all these activities, be sure to do activity #2.

#### 1. GREAT UNDERSTANDING

[TALK ABOUT GOD | BIBLE STORY REVIEW]

**Made to Create:** an activity that explores spiritual ideas through the process of drawing, building, and designing

**WHAT YOU NEED:**

- Bible marked at Proverbs 14:29
- Print the "Great Understanding" Activity Pages on cardstock and cut apart, one puzzle for every two to three kids
- Zip-top bags, one for every two to three kids
  - Before group time, place each set of puzzle pieces in a zip-top bag. It's ok for kids to get different puzzles.

#### \* 2. WAIT WELL

[LIVE FOR GOD | APPLICATION ACTIVITY]

**Made to Move:** an activity that increases the oxygen in the brain and taps into the energy in the body

**WHAT YOU NEED:**

- No supplies needed

#### 3. WAIT FOR THE LORD

[HEAR FROM GOD | MEMORY VERSE ACTIVITY]

**Made to Connect:** an activity that invites kids to share with others and build on their understanding

**WHAT YOU NEED:**

- Bibles (Mark the Bibles at Psalm 27:14 for Kindergarteners.), one for each kid
- Plastic or paper cups, two for each Small Group
- Paper plate, one for each Small Group

#### 4. PRAY AND DISMISS

[PRAY TO GOD | PRAYER ACTIVITY]

**Made to Reflect:** an activity that creates space for personal processing and application

**WHAT YOU NEED:**

- No supplies needed

### HOME: PROMPTING ACTION BEYOND THE EXPERIENCE

- Print on cardstock or email this week's devotionals and Parent Cue cards.
- Tell parents about our additional family resource: **Parent Cue app.**