

WEEK
THREE
MARCH 2024

SMALL GROUP
K-1

TODAY'S SUGGESTED SCHEDULE

TODAY'S BIBLE STORY

The Peacemaker
Abigail Intervenes
1 Samuel 25:1-35

TODAY'S BOTTOM LINE

You can help others make peace.

MONTHLY MEMORY VERSE

"If possible, live in peace
with everyone. Do that
as much as you can."
Romans 12:18, NIV

MONTHLY VIRTUE

Peace—Proving you care
more about each other than
winning an argument

BASIC TRUTH

I should treat others the way
I want to be treated.

PRELUDE: Setting the tone for the experience

See the **Getting Ready** pages at the end of this document for a detailed description of what you'll need for today.

In the **Prelude** folder of your curriculum, you'll find a variety of other resources to help you prepare.

Check out our Pinterest page here <https://bit.ly/447HSZi> or a visual on some of the activities.

SMALL GROUP

15
MIN

SOCIAL: Providing time for fun interaction

Early Arriver
Opening Activity

LARGE GROUP

35
MIN

STORY: Communicating God's truth in engaging ways **WORSHIP: Inviting people to respond to God**

Welcome/Opener
Worship
Bible Story
Bottom Line
Prayer
Closer

SMALL GROUP

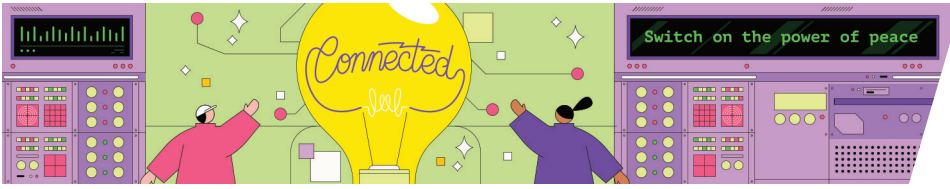
25
MIN

GROUPS: Creating a safe place to connect

Bible Story Review: Comic Book Story Review
Application Activity: Places for Peace
Memory Verse Activity: Memory Verse Word Scramble
Prayer Activity: Pray and Dismiss

HOME: Prompting action beyond the experience

Parent Cue Card (print or email)
Devotionals for Kids
Parent Cue App



WEEK
THREE
MARCH 2024

SMALL GROUP
K-1

PRELUDE SOCIAL STORY WORSHIP GROUPS HOME

**PROVIDING TIME FOR FUN INTERACTION
15 MINUTES**

MADE TO PLAY

an activity that encourages learning through following guidelines and working as a group



Before kids arrive, take a few moments to pray for them. Pray for those who might visit your group for the first time. Reflect on how Jesus made a way for us to be forgiven and to be in relationship with God. Thank God for this peace. Pray that the kids in your group would be open to finding peaceful solutions to the problems they face. Pray for opportunities for them to become peacemakers in their relationships with others.

TODAY'S BIBLE STORY

The Peacemaker
Abigail Intervenes
1 Samuel 25:1-35

1. EARLY ARRIVER

WHAT YOU NEED: Offering container and two playground or soft foam balls (preferably in two different colors)

WHAT YOU DO:

- Welcome kids by name as they arrive.
- Invite kids who brought an offering to place it in the offering container.
- Once several kids have arrived, instruct the kids to sit in a circle.
- Join the circle too with both of the balls.
- Give one ball to the kid on your left to pass around the circle counterclockwise.
- Give the other ball to the kid on your right to pass around the circle clockwise.
- The tricky part will be when the balls cross over one another!
- After a round or two, say "SWITCH!" and direct the kids to change direction they're passing the balls.
- As you finish up, praise the kids for sharing and switching so quickly.

TODAY'S BOTTOM LINE

You can help others make peace.

MONTHLY MEMORY VERSE

"If possible, live in peace with everyone. Do that as much as you can."
Romans 12:18, NIV

MONTHLY VIRTUE

Peace—Proving you care more about each other than winning an argument

BASIC TRUTH

I should treat others the way I want to be treated.



WEEK
THREE
MARCH 2024

SMALL GROUP
K-1

PRELUDE

SOCIAL

STORY

WORSHIP

GROUPS

HOME

PROVIDING TIME FOR FUN INTERACTION
15 MINUTES

MADE TO MOVE

an activity that increases the oxygen in the brain and taps into the energy in the body



2. OPENING ACTIVITY

WHAT YOU NEED: Floor tape, cotton balls, and small brooms or sturdy pieces of cardboard

WHAT YOU DO:

- Use the tape to create two two-foot squares on one side of your small group area.
- Divide your group into two teams.
- Instruct the teams to line up on the other side of the room from the tape squares.
- Scatter a bag of cotton balls in front of each team.
- Give the first kid on each team a broom or piece of cardboard.
- When you say, "GO!" instruct the kids to take turns sweeping with the broom or cardboard to move a few cotton balls into the "pen" (taped square) for their team.
- Set the rule that EVERY kid on the team must take a turn.
 - That means each kid needs to leave enough cotton balls for the kids behind them.
- The first team to corral all their "sheep" (cotton balls) into the pen with every kid taking a turn, wins!

TODAY'S BIBLE STORY

The Peacemaker
Abigail Intervenes
1 Samuel 25:1-35

TODAY'S BOTTOM LINE

You can help others make peace.

MONTHLY MEMORY VERSE

"If possible, live in peace with everyone. Do that as much as you can."
Romans 12:18, NIV

MONTHLY VIRTUE

Peace—Proving you care more about each other than winning an argument

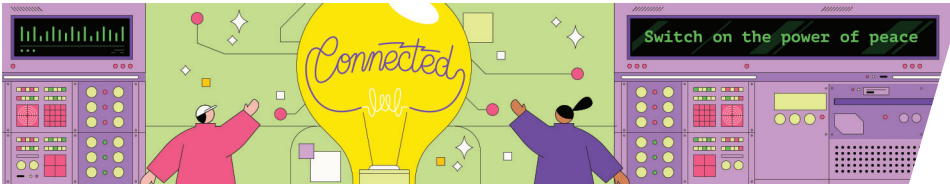
BASIC TRUTH

I should treat others the way I want to be treated.

WHAT YOU SAY:

"Sheep herders, you did a GREAT job safely getting the sheep to their pen!
[Transition] In our Bible story today, we'll hear about a sheep owner who did not show he was thankful that someone protected his sheep. Let's go find out what happened."

Lead your group to the Large Group area.



WEEK
THREE
MARCH 2024

SMALL GROUP
K-1

PRELUDE SOCIAL STORY WORSHIP GROUPS HOME

CREATING A SAFE PLACE TO CONNECT
25 MINUTES

MADE TO CREATE

an activity that explores spiritual ideas through the process of drawing, building, and designing



1. COMIC BOOK STORY REVIEW [TALK ABOUT GOD | BIBLE STORY REVIEW]

WHAT YOU NEED: "Comic Book Template" Activity Page, "Comic Book Cut Outs" Activity Page, scissors, and glue sticks; *Optional: crayons or markers*

WHAT YOU DO:

- Give each kid a "Comic Book Template" Activity Page, a "Comic Book Cut Outs" Activity Page, and a pair of scissors.
- Encourage the kids to cut apart the "Comic Book Cut Outs" Activity Page.
- Together, talk about each of the four panels.
- Set out the glue sticks.
- Guide the kids to glue the cut outs from the "Comic Book Cut Outs" Activity Page in order onto the "Comic Book Template" Activity Page as you review the Bible Story.
- The scenes should be glued in the following order:
 - Scene 1: David and his men protected Nabal's flocks.
 - Scene 2: Nabal threw a big party.
 - Scene 3: David got angry, and gathered 400 men—ready for a fight.
 - Scene 4: Abigail gathered gifts to take to David to make peace.
- If time allows, set out the crayons or markers and invite the kids to color their comic book scenes.

TODAY'S BIBLE STORY

The Peacemaker
Abigail Intervenes
1 Samuel 25:1-35

TODAY'S BOTTOM LINE

You can help others make peace.

MONTHLY MEMORY VERSE

"If possible, live in peace with everyone. Do that as much as you can."
Romans 12:18, NIV

MONTHLY VIRTUE

Peace—Proving you care more about each other than winning an argument

BASIC TRUTH

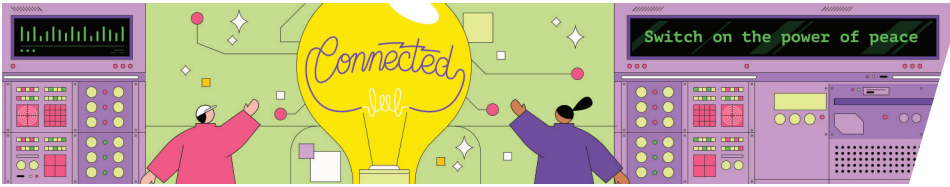
I should treat others the way I want to be treated.

WHAT YOU SAY:

"Abigail saw what was happening and decided to step in to try and bring peace. She did what she knew she could do to help. And because of her quick thinking, Nabal's men and David's men avoided a big fight.

"Abigail was able to find a peaceful solution to a big problem. Jesus did the same thing! He made a way for us to be forgiven, so that we could find peace with God. This week, when you see friends having trouble getting along, ask God to help you so that **you can help others make peace.**"

[Make It Personal] (Tell the group about a time as a kid when you helped bring peace to a certain situation. Maybe your siblings or friends were fighting. What did you do to help them look past their anger to find peace?)



WEEK
THREE
MARCH 2024

SMALL GROUP
K-1

PRELUDE

SOCIAL

STORY

WORSHIP

GROUPS

HOME

CREATING A SAFE PLACE TO CONNECT
25 MINUTES

MADE TO IMAGINE

an activity that promotes empathy and facilitates biblical application through role-play and reenactment



*2. PLACES FOR PEACE

[LIVE FOR GOD | APPLICATION ACTIVITY]

WHAT YOU NEED: "Places for Peace" Activity Pages, "Items for Each Place" Activity Page, and wall tape

WHAT YOU DO:

- Hang the "Places for Peace" Activity Pages on the wall around your small group area, or set them out on the floor.
- Place the cards from the "Items for Each Place" Activity Page face down in front of their "place."
 - Playground: swing, slide, sand toys
 - Classroom: pencil, books, desk
 - Home: plate of cookies, toys, TV remote
- Call out one of the three places.
- Direct the kids run to find that place.
- Once the kids arrive, invite a kid to select a card and show to the rest of the group the item on it.
- Invite discussion with the following:
 - How could this item cause a problem between people?
 - Give me an example.
 - If kids are stumped, some ideas are listed below.
- Once a kid has given an answer, invite the rest of the group to brainstorm a way they could bring peace to that situation.
 - Playground
 - Swing:** Two friends are fighting over the open swing.
 - Slide:** One friend is claiming the other friend pushed her down the slide.
 - Sand toys:** Two friends are having trouble sharing the toys.
 - Classroom
 - Pencil:** One friend says the other took their pencil without asking.
 - Books:** Someone knocked over a stack of books and is refusing to clean it up.
 - Desk:** The teacher said you can pick a new seat. Two friends are fighting over the same desk.
 - Home
 - Plate of cookies:** Your sister claims she hasn't had a cookie yet. Your brother is arguing that he saw her eat one.
 - Toys:** Your brother left toys all over the living room, and he won't clean them up.
 - TV remote:** Your sister says it's her turn to pick the show. Your little brother says it's his turn.
- Continue moving from place to place until all cards have been flipped over and discussed.

TODAY'S BIBLE STORY

The Peacemaker
Abigail Intervenes
1 Samuel 25:1-35

TODAY'S BOTTOM LINE

You can help others make peace.

MONTHLY MEMORY VERSE

"If possible, live in peace with everyone. Do that as much as you can."
Romans 12:18, NIV

MONTHLY VIRTUE

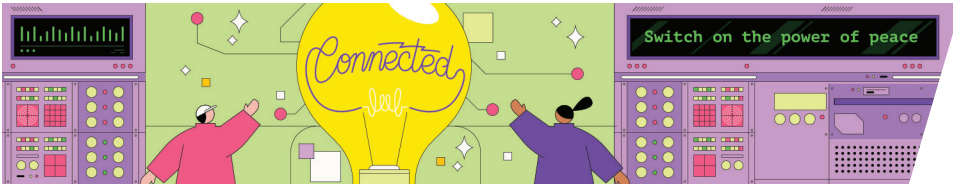
Peace—Proving you care more about each other than winning an argument

BASIC TRUTH

I should treat others the way I want to be treated.

WHAT YOU SAY:

"No matter where we go, we'll probably see conflict, or trouble, at some point. We just don't get along all of the time. We argue and fight over small and big things. But you could be the one to help bring peace to a situation that really needs it!"



WEEK
THREE
MARCH 2024

SMALL GROUP
K-1

PRELUDE

SOCIAL

STORY

WORSHIP

GROUPS

HOME

CREATING A SAFE PLACE TO CONNECT
25 MINUTES

(* 2. PLACES FOR PEACE, CONTINUED)

“This week, when you see a conflict, ask God to help you find a solution so everyone is protected. Remember, you can always ask an adult for help if the situation isn’t getting better. No matter where you go this week, with God’s help, look for ways that **you can help others make peace.**”



WEEK
THREE
MARCH 2024

SMALL GROUP
K-1

PRELUDE

SOCIAL

STORY

WORSHIP

GROUPS

HOME

CREATING A SAFE PLACE TO CONNECT
25 MINUTES

MADE TO PLAY

an activity that encourages learning through following guidelines and working as a group



3. MEMORY VERSE WORD SCRAMBLE [HEAR FROM GOD | MEMORY VERSE ACTIVITY]

WHAT YOU NEED: Bibles, "Romans 12:18 Cards" Activity Page, and playground or foam balls

WHAT YOU DO:

- Make sure each kid has a Bible.
- Together, look up Romans 12:18 using the Bible Navigation Tips below.

TODAY'S BIBLE STORY

The Peacemaker
Abigail Intervenes
1 Samuel 25:1-35

***Finding verses with kindergartners:** Guide children to open the Bibles to the marked page. Point to the word Romans at the top of the page as you say "Romans" aloud. Then guide children to find the big number 12 on the page. Explain that this is the chapter number. Finally, guide them to look under the big 12 for the little 18; this is the verse number. Tell them to leave their finger on the verse as you read the verse aloud. Then lead everyone to say the verse together.*

TODAY'S BOTTOM LINE

You can help others make peace.

***Finding verses with 1st graders:** Guide them to open their Bibles to the front and find the table of contents. (Hold up a Bible opened to the table of contents to show the kids what the page looks like.) When the kids find the table of contents, lead them to find Romans in the list under "New Testament." You can help by telling them that Romans starts with the letters R-O. When the kids find Romans, lead them to look at the page number beside the word. Explain that the number tells them on what page they can find Romans. Help the kids find the page. When they find Romans, explain that the big numbers on the page are the chapter numbers. Help them find chapter 12. Explain that the small numbers are verse numbers. Help them find verse 18 in chapter 12.*

MONTHLY MEMORY VERSE

"If possible, live in peace with everyone. Do that as much as you can."
Romans 12:18, NIV

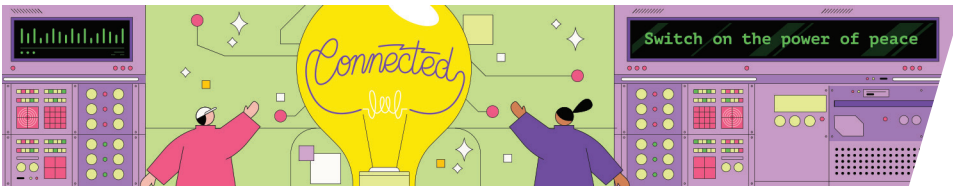
- Point out the part of the verse about how we are to live at peace as much (or as far) as we can.
- Lay out the cards from the "Romans 12:18 Cards" Activity Page in a line in order.
 - NOTE: If you have more than eight kids in your group, divide into two teams with two sets of cards and run this game as a relay race.
- Point out the numbers on the cards for pre-readers.
- Instruct the kids to form a line.
- Hand the first two kids in line a ball.
- When you say, "Go!" instruct the first kid in line to run to bounce the ball on the first card of the verse.
- Read the words on the card as the kid bounces the ball, and invite the kid to repeat them.
- Direct the kid to run back to tag the next friend in line.
- Repeat with the remaining words of the verse—running to bounce the ball in order on each card as you repeat the verse together.
- As kids return to the line, direct them to hand off the ball to the next kid in line without one, then join the back of the line.
- Continue until the entire verse has been reviewed.
- After the first round, mix up the cards so they are no longer in order.

MONTHLY VIRTUE

Peace—Proving you care more about each other than winning an argument

BASIC TRUTH

I should treat others the way I want to be treated.



WEEK
THREE
MARCH 2024

SMALL GROUP
K-1

PRELUDE

SOCIAL

STORY

WORSHIP

GROUPS

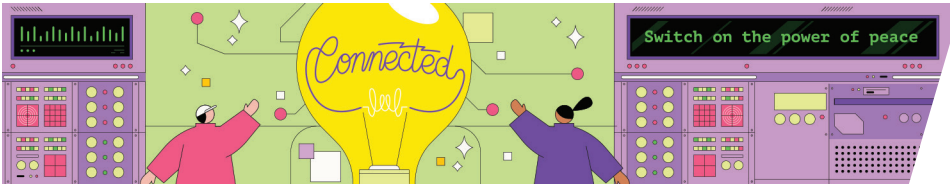
HOME

CREATING A SAFE PLACE TO CONNECT
25 MINUTES

(3. MEMORY VERSE WORD SCRAMBLE, CONTINUED)

WHAT YOU SAY:

“God wants you to live in peace with everyone, and to do that as MUCH as you can. That means that you must keep calm and look for solutions, instead of worrying so much about winning an argument or proving your way is the right way. It’s hard when you think you’re right, but bringing peace means stopping to listen and understand the other person’s point of view. And when you see two friends not getting along, remember that **you can help others make peace**. If you ask for help, God will help you be a peacemaker!”



WEEK
THREE
MARCH 2024

SMALL GROUP
K-1

PRELUDE SOCIAL STORY WORSHIP GROUPS HOME

**CREATING A SAFE PLACE TO CONNECT
25 MINUTES**

MADE TO REFLECT

an activity that creates space for personal understanding and application



4. PRAY AND DISMISS
[PRAY TO GOD | PRAYER ACTIVITY]

WHAT YOU NEED: "Places for Peace" Activity Pages from Places for Peace activity

WHAT YOU DO:

- If you've already taken them down or did not do the Places for Peace activity, set out the "Places of Peace" Activity Pages around your group space.
- Instruct the kids to run to one of the "Places for Peace" pages.
- Invite the kids to pray on their own, asking God to help them be peacemakers in that place this week.
- After a few moments of prayer, instruct the kids to switch to a new "place" and pray again.
- Direct the kids to continue until they've cycled through all three places.
- Instruct the kids to return to the middle of your small group space and form a circle.
- Remind the kids that **you can help others make peace.**
- Close your group time in prayer.

WHAT YOU SAY:

"God, thank You for the story of Abigail and how she did everything she could to bring peace. This week, when we're at the playground, or school, or at home—or wherever we go—help us to look for ways to bring peace and to help others make peace too. We love You and we pray these things in Jesus' name. Amen."

As adults arrive to pick up, point out the "Places for Peace" pages and encourage the kids to share two ways **you can help others make peace** in those places this week.

TODAY'S BIBLE STORY

The Peacemaker
Abigail Intervenes
1 Samuel 25:1-35

TODAY'S BOTTOM LINE

You can help others make peace.

MONTHLY MEMORY VERSE

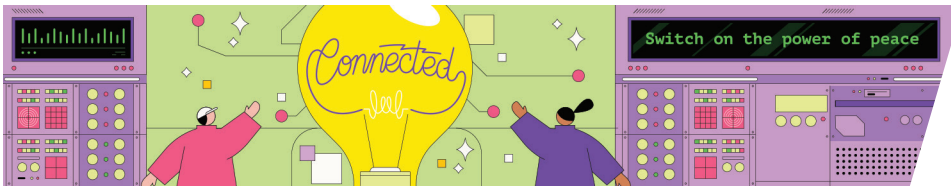
"If possible, live in peace with everyone. Do that as much as you can."
Romans 12:18, NIV

MONTHLY VIRTUE

Peace—Proving you care more about each other than winning an argument

BASIC TRUTH

I should treat others the way I want to be treated.



WEEK
THREE
MARCH 2024

SMALL GROUP
K-1

PRELUDE

SOCIAL

STORY

WORSHIP

GROUPS

HOME

GETTING READY

HERE'S EVERYTHING YOU NEED TO KNOW TO GET READY FOR THIS WEEK

SOCIAL: PROVIDING TIME FOR FUN INTERACTION (15 MINUTES)

Welcome kids and spend time engaging in conversation and catching up. Get ready to experience today's story.

(Choose one or both of these activities.)

1. EARLY ARRIVER

Made to Play: an activity that encourages learning through following guidelines and working as a group

- Offering container
- Playground or soft foam balls (preferably in different colors), two for each Small Group

2. OPENING ACTIVITY

Made to Move: an activity that increases the oxygen in the brain and taps into the energy in the body

WHAT YOU NEED:

- Floor tape, one roll for each Small Group
- Cotton balls, two bags for each Small Group
- Small brooms or sturdy pieces of cardboard, two for each Small Group

GROUPS: CREATING A SAFE PLACE TO CONNECT (25 MINUTES)

Create a safe place to connect and learn how the Bible story applies to real life experiences, through interactive activities and discussion questions.

(Choose as many of these activities as you like.)

* If you don't have time to do all these activities, be sure to do activity #2.

1. COMIC BOOK STORY REVIEW [TALK ABOUT GOD | BIBLE STORY REVIEW]

Made to Create: an activity that explores spiritual ideas through the process of drawing, building, and designing

WHAT YOU NEED:

- Print "Comic Book Template" Activity Page on paper, one for each kid
- Print "Comic Book Cut Outs" Activity Page on paper, one for each kid
- Scissors, one pair for each kid

- Glue sticks, several for a Small Group to share
- *Optional:* crayons or markers, enough for a Small Group to share

* 2. PLACES FOR PEACE

[LIVE FOR GOD | APPLICATION ACTIVITY]

Made to Imagine: an activity that promotes empathy and facilitates biblical application through role-play and reenactment

WHAT YOU NEED:

- Print "Places for Peace" Activity Pages on paper, one set for each Small Group
- Print "Items for Each Place" Activity Page on paper and cut apart, one set for each Small Group
- Wall tape, one roll for each Small Group

3. MEMORY VERSE WORD SCRAMBLE [HEAR FROM GOD | MEMORY VERSE ACTIVITY]

Made to Play: an activity that encourages learning through following guidelines and working as a group

WHAT YOU NEED:

- Bibles, marked at Romans 12:18 for Kindergarteners, one for each kid
- Print "Romans 12:18 Cards" Activity Page on paper and cut apart, one to two sets for each Small Group, depending on group size
- Playground or foam balls from Early Arriver activity

4. PRAY AND DISMISS

[PRAY TO GOD | PRAYER ACTIVITY]

Made to Reflect: an activity that creates space for personal processing and application

WHAT YOU NEED:

- "Places for Peace" Activity Pages from the Places for Peace activity

HOME: PROMPTING ACTION BEYOND THE EXPERIENCE

- Print on cardstock or email this week's devotionals and Parent Cue cards.
- Tell parents about our additional family resource: **Parent Cue app.**