



COOKOUT

It's worth the wait



WEEK
TWO
APRIL 2024

SMALL GROUP
K-1

TODAY'S SUGGESTED SCHEDULE

TODAY'S BIBLE STORY

Can't Hardly Wait
Esau's Impatience
Genesis 25:24-34

TODAY'S BOTTOM LINE

When you think you
can't wait, think twice.

MONTHLY MEMORY VERSE

"Wait for the Lord. Be strong
and don't lose hope. Wait
for the Lord."
Psalm 27:14, NIRV

MONTHLY VIRTUE

Patience—Waiting until later
for what you want now

BASIC TRUTH

I need to make the wise choice.

PRELUDE: Setting the tone for the experience

See the **Getting Ready** pages at the end of this document for a detailed description of what you'll need for today.

In the **Prelude** folder of your curriculum, you'll find a variety of other resources to help you prepare.

Check out our Pinterest page here <https://bit.ly/447HSZi> or a visual on some of the activities.

SMALL GROUP

15
MIN

SOCIAL: Providing time for fun interaction

Early Arriver
Opening Activity

LARGE GROUP

35
MIN

STORY: Communicating God's truth in engaging ways WORSHIP: Inviting people to respond to God

Welcome/Opener
Worship
Bible Story
Bottom Line
Prayer
Closer

SMALL GROUP

25
MIN

GROUPS: Creating a safe place to connect

Bible Story Review: Jacob's Stew
Application Activity: Think Twice
Memory Verse Activity: Grill Master
Prayer Activity: Pray and Dismiss

HOME: Prompting action beyond the experience

Parent Cue Card (print or email)
Devotionals for Kids
Parent Cue App



COOKOUT

It's worth the wait



WEEK
TWO
APRIL 2024

SMALL GROUP
K-1

PRELUDE

SOCIAL

STORY

WORSHIP

GROUPS

HOME

PROVIDING TIME FOR FUN INTERACTION
15 MINUTES

MADE TO CONNECT

an activity that invites kids to share with others and build on their understanding



Before kids arrive, take a few moments to pray for them. Pray for those who might be visiting your group for the first time. Ask God's Spirit to give you the gift of patience as you prepare for group time. Pray that as the kids of your group encounter situations where they feel like they can't wait, that they would stop and think in order to make the wise choice. Ask God to help them remember that God can help them wait.

TODAY'S BIBLE STORY

Can't Hardly Wait
Esau's Impatience
Genesis 25:24-34

1. EARLY ARRIVER

WHAT YOU NEED: Offering container, paper plates, markers and/or crayons

WHAT YOU DO:

- Warmly welcome each kid by name as they arrive.
- Invite kids who have brought an offering to put it in the offering container.
- As kids arrive, ask: "What foods do you like to eat at a cookout?"
- Give each kid a paper plate.
- Set out the markers.
- Encourage the kids to draw their FAVORITE cookout foods.
- **[Make It Personal] Draw your favorite foods too.**
- Encourage kids to pair up and share with their partner what they drew.
- Bring kids together to share their drawings with the entire group.
- **[Make It Personal] Share your drawing as well.**
- *NOTE: Be sure to accept a variety of food examples that represent the cultural variety represented by your group or local area.*

TODAY'S BOTTOM LINE

When you think you can't wait, think twice.

MONTHLY MEMORY VERSE

"Wait for the Lord. Be strong and don't lose hope. Wait for the Lord."
Psalm 27:14, NIRV

MONTHLY VIRTUE

Patience—Waiting until later for what you want now

BASIC TRUTH

I need to make the wise choice.



COOKOUT

It's worth the wait



WEEK
TWO
APRIL 2024

SMALL GROUP
K-1

PRELUDE

SOCIAL

STORY

WORSHIP

GROUPS

HOME

PROVIDING TIME FOR FUN INTERACTION
15 MINUTES

MADE TO MOVE

an activity that increases the oxygen in the brain and taps into the energy in the body



TODAY'S BIBLE STORY

Can't Hardly Wait
Esau's Impatience
Genesis 25:24-34

TODAY'S BOTTOM LINE

When you think you can't wait, think twice.

MONTHLY MEMORY VERSE

"Wait for the Lord. Be strong and don't lose hope. Wait for the Lord."
Psalm 27:14, NIRV

MONTHLY VIRTUE

Patience—Waiting until later for what you want now

BASIC TRUTH

I need to make the wise choice.

2. OPENING ACTIVITY

WHAT YOU NEED: No supplies needed

WHAT YOU DO:

- Guide the kids to gather in the middle of your small group area.
- Call out a pair of food choices, such as "cookies or cake," from the list below.
- Instruct kids to move to one side of the small group area if they prefer cookies and the other side if they prefer cake.
 - Add fun (and creativity) by guiding the kids to move like the food they pick. Accept any attempts.
- Direct kids to return to the middle after each choice.
- Continue by calling out a new food choice.
- Keep interest high by varying your pace and projecting high energy.
- Continue as long as time and interest allow.

Food choices:

- popcorn or pretzels
- macaroni and cheese or spaghetti
- hamburger or hot dog
- lemonade or water
- french fries or potato chips
- apple or banana
- banana pudding or apple pie
- hamburger or cheeseburger
- your favorite food or a million dollars

NOTE: Adjust the list above to include food examples that reflects the cultural variety represented by your group or local area.

WHAT YOU SAY:


"Great job! [Transition] In our Bible Story today, we'll hear about someone who made a choice between two things. Let's go to Large Group to find out more."

Lead your group to the Large Group area.



COOKOUT

It's worth the wait



WEEK
TWO
APRIL 2024

SMALL GROUP
K-1

PRELUDE

SOCIAL

STORY

WORSHIP

GROUPS

HOME

CREATING A SAFE PLACE TO CONNECT
25 MINUTES

MADE TO PLAY

an activity that encourages learning through following guidelines and working as a group



1. JACOB'S STEW

[TALK ABOUT GOD | BIBLE STORY REVIEW]

WHAT YOU NEED: Prepared container of lentils (or beads/pom-poms) with "Jacob's Stew" Activity Page cards, music player, and upbeat music

WHAT YOU DO:

- Guide the kids to sit in a circle.
- Distribute a few lentils (or beads/pom-poms) for the kids to see and touch.
- Ask:
 - Do you know what lentils are?
 - What do lentils have to do with today's Bible Story? (*Jacob made a lentil stew.*)
- *NOTE: If using brown beads or pom-poms for a non-food version, encourage kids to pretend they are lentils.*
- Play a game similar to "Hot Potato."
- Instruct the kids to sit in a circle.
- Give one kid the container of lentils.
- Start the music and instruct the kid with the container of lentils to quickly (but carefully) pass it to the kid on their left.
 - Encourage the kids to use gentle patience as they pass the container around quickly.
- Instruct the kids to continue passing the container around the circle until you stop the music.
- When the music stops, direct the kid with the container to carefully pull out a card, show it to the group, and tell what's happening in the picture.
 - *NOTE: If a kid is shy or reluctant, invite them to pick a friend to share about the picture for them.*
- Continue play until the kids find all the cards.
- Instruct the kids to work together to put the cards in order.

TODAY'S BIBLE STORY

Can't Hardly Wait
Esau's Impatience
Genesis 25:24-34

TODAY'S BOTTOM LINE

When you think you can't wait, think twice.

MONTHLY MEMORY VERSE

"Wait for the Lord. Be strong and don't lose hope. Wait for the Lord."
Psalm 27:14, NIRV

MONTHLY VIRTUE

Patience—Waiting until later for what you want now

BASIC TRUTH

I need to make the wise choice.

WHAT YOU SAY:


"Patience is waiting until later for what you want now. Was Esau patient? (No!) Esau gave up all the good things he would have later for the bowl of stew he wanted now! And because Esau was impatient, he not only lost out on a lot of good things, but many bad things happened too—including a lot of fighting within his family.

"When you think you can't wait, stop and think again. Esau gave up a lot of good things because he thought he couldn't wait. So **when you think you can't wait, think twice!**"



COOKOUT

It's worth the wait



WEEK
TWO
APRIL 2024

SMALL GROUP
K-1

PRELUDE

SOCIAL

STORY

WORSHIP

GROUPS

HOME

CREATING A SAFE PLACE TO CONNECT
25 MINUTES

MADE TO IMAGINE

an activity that promotes empathy and facilitates biblical application through role-play and reenactment



*2. THINK TWICE

[LIVE FOR GOD | APPLICATION ACTIVITY]

WHAT YOU NEED: "Think Twice Scenarios" Activity Page

WHAT YOU DO:

- Lead the kids in a stop-action version of charades.
- Instruct the kids to stand in a circle.
- One at a time, read a scenario from the "Think Twice Scenarios" Activity Page
- Invite the kids to pantomime each situation as you read.
 - Be sure to read with expression and follow the instructions on the "Think Twice Scenarios" Activity Page.
 - Pause occasionally so the kids can pantomime the action.
- Direct the kids to freeze when you say, "stop."
- Lead the kids to point to their temple with one hand when you say "think" and point to the other side of their temple with their other hand when you say "twice."
- With the kids frozen in this position, read the two choices for the scenario from the "Think Twice Scenarios" Activity Page.
- Guide the kids to pantomime the wise choice.

TODAY'S BIBLE STORY

Can't Hardly Wait
Esau's Impatience
Genesis 25:24-34

TODAY'S BOTTOM LINE

When you think you can't wait, think twice.

MONTHLY MEMORY VERSE

"Wait for the Lord. Be strong and don't lose hope. Wait for the Lord."
Psalm 27:14, NIRV

MONTHLY VIRTUE

Patience—Waiting until later for what you want now

BASIC TRUTH

I need to make the wise choice.

WHAT YOU SAY:

"Great job! You made a lot of wise choices! You waited to eat a cookie, saved your money, chose not to take a shortcut, and finished cleaning your room! When is it hard for you to wait until later for what you want now? (*Invite responses, and prompt kids to think of things like: waiting to open presents, waiting to take a turn, etc.*)


"When it's hard to wait, who can help you make the wise choice to be patient? (*Invite responses.*) Yes! God can. When you follow Jesus, God sends the Holy Spirit to live inside you. Patience is a gift from God's Spirit.

"So remember, **when you think you can't wait, think** (*point to your temple with one hand*) **twice** (*point to your other temple with the other hand*). Stop and ask God to help you wait for what's best!"



COOKOUT

It's worth the wait



WEEK
TWO
APRIL 2024

SMALL GROUP
K-1

PRELUDE

SOCIAL

STORY

WORSHIP

GROUPS

HOME

CREATING A SAFE PLACE TO CONNECT
25 MINUTES

MADE TO EXPLORE

an activity that extends learning through hands on experimentation and discovery



TODAY'S BIBLE STORY

Can't Hardly Wait
Esau's Impatience
Genesis 25:24-34

TODAY'S BOTTOM LINE

When you think you can't wait, think twice.

MONTHLY MEMORY VERSE

"Wait for the Lord. Be strong and don't lose hope. Wait for the Lord."
Psalm 27:14, NIRV

MONTHLY VIRTUE

Patience—Waiting until later for what you want now

BASIC TRUTH

I need to make the wise choice.

3. GRILL MASTER

[HEAR FROM GOD | MEMORY VERSE ACTIVITY]

WHAT YOU NEED: "Grill Top" Activity Page, "Burger Patties" Activity Page, spatulas, paper plates, and marked Bible

WHAT YOU DO:

- Divide your group into teams of three or four.
- Instruct the teams to line up at one end of your area.
- Set a "Grill Top" Activity Page at the other end of the small group area, one grill top opposite each team.
- Put a set of "Burger Patties" Activity Page cutouts (word-side down) on each "grill."
- Set a spatula and a paper plate beside each "grill."
- At your signal, direct the first kid on each team to run to the "grill" and use the spatula to flip one "burger" word-side up.
 - Challenge kids to use only the spatula and not their hands to flip the "burger."
- When a kid successfully flips one word, direct them to run back to their group and tag the next kid in line.
- Instruct the next kid in line to run to the "grill" and flip another "burger" word-side up.
- Once a team flips every "burger," instruct the kids, one at a time, to run to the grill and use the spatula to move each "burger" from the "grill" to the plate.
- When a kid plates the final "burger," instruct the team to bring the plate of "burgers" back to their team.
- Direct the team to work together to put the verse in order.
 - Point out the numbers on each burger to help kids order the cards.
- When every team finishes, open the marked Bible to Psalm 27:14 and read it.
- Lead kids to say the verse together.

WHAT YOU SAY:

"In our story today, did Esau wait for the Lord? (Pause.) No, he didn't! He lost hope. Esau was so hungry he gave up his birthright for a bowl of Jacob's stew. Esau was not patient and missed out on a lot of good things.

"Don't give up what's BEST for something you want NOW. Our verse this month shows us we can be strong and have hope while we're waiting for something. We don't have to try to do that alone. We can ask God to help us wait.


[Make It Personal] (Share with kids some times when it's hard for you to be patient—whether it's saving money for a large purchase, being tempted to cut corners to finish something quickly, learning how to do something new, or waiting your turn when service is slow. Tell kids how God's Spirit has helped you be patient.)

"So remember, **when you think you can't wait, think twice.** Ask God to help you be patient."



COOKOUT

It's worth the wait



WEEK
TWO
APRIL 2024

SMALL GROUP
K-1

PRELUDE

SOCIAL

STORY

WORSHIP

GROUPS

HOME

CREATING A SAFE PLACE TO CONNECT
25 MINUTES

MADE TO REFLECT

an activity that creates space for personal understanding and application



4. PRAY AND DISMISS [PRAY TO GOD | PRAYER ACTIVITY]

WHAT YOU NEED: No supplies needed

WHAT YOU DO:

- Teach kids to say the phrase from the NIV, be strong and don't lose hope at your cue.
 - Or for the NIV, teach kids the phrase, be strong and take heart at your cue.
- Lead the kids in the responsive prayer below, cuing them to say the phrase at your signal.

TODAY'S BIBLE STORY

Can't Hardly Wait
Esau's Impatience
Genesis 25:24-34

WHAT YOU SAY:

(for NIV)

"Dear God, Your Word tells us to wait for You.

be strong and don't lose hope

Lord, please help us be patient.

be strong and don't lose hope

Help us not be foolish like Esau.

be strong and don't lose hope

When we think we can't wait, help us think twice.

be strong and don't lose hope

Thank You, God, that when we follow Jesus, Your Holy Spirit will help us.

be strong and don't lose hope

You are ALWAYS with us.

be strong and don't lose hope

We love You SO MUCH, Lord. And we pray these things in Jesus' name. Amen."

(for NIV)

"Dear God, Your Word tells us to wait for You.

be strong and take heart

Lord, please help us be patient.

be strong and take heart

Help us not be foolish like Esau.

be strong and take heart

When we think we can't wait, help us think twice.

be strong and take heart

Thank You, God, that when we follow Jesus, Your Holy Spirit will help us.

be strong and take heart

You are ALWAYS with us.

be strong and take heart

We love You SO MUCH, Lord. And we pray these things in Jesus' name. Amen."

TODAY'S BOTTOM LINE

When you think you can't wait, think twice.

MONTHLY MEMORY VERSE

"Wait for the Lord. Be strong and don't lose hope. Wait for the Lord."

Psalms 27:14, NIV

MONTHLY VIRTUE

Patience—Waiting until later for what you want now

BASIC TRUTH


I need to make the wise choice.

As adults arrive to pick up, encourage kids to share today's Bottom Line: **when you think you can't wait, think twice.**



COOKOUT

It's worth the wait



WEEK
TWO
APRIL 2024

SMALL GROUP
K-1

PRELUDE

SOCIAL

STORY

WORSHIP

GROUPS

HOME

GETTING READY

HERE'S EVERYTHING YOU NEED TO KNOW TO GET READY FOR THIS WEEK

SOCIAL: PROVIDING TIME FOR FUN INTERACTION (15 MINUTES)

Welcome kids and spend time engaging in conversation and catching up. Get ready to experience today's story.

(Choose one or both of these activities.)

1. EARLY ARRIVER

Made to Connect: an activity that invites kids to share with others and build on their understanding

- Offering container
- Paper plates, one for each kid
- Markers and/or crayons, enough for a Small Group to share

2. OPENING ACTIVITY

Made to Move: an activity that increases the oxygen in the brain and taps into the energy in the body

WHAT YOU NEED:

- No supplies necessary

GROUPS: CREATING A SAFE PLACE TO CONNECT (25 MINUTES)

Create a safe place to connect and learn how the Bible story applies to real life experiences, through interactive activities and discussion questions.

(Choose as many of these activities as you like.)

* If you don't have time to do all these activities, be sure to do activity #2.

1. JACOB'S STEW

[TALK ABOUT GOD | BIBLE STORY REVIEW]

Made to Play: an activity that encourages learning through following guidelines and working as a group

WHAT YOU NEED:

- Print "Jacob's Stew" Activity Page on cardstock and cut apart, one set for each Small Group
- Dried lentils, about two pounds for each Small Group
 - For a non-food version: use brown beads or pom-poms
- Music player
- Upbeat music

- Sturdy container (plastic bowl or metal cake pan), one for each Small Group
- Before group time:
 - Pour the lentils (or beads or pom-poms) into a sturdy container, such as a plastic bowl or metal cake pan.
 - Bury the cards from the "Jacob's Stew" Activity Page in the container under the lentils (or beads or pom-poms).

* 2. THINK TWICE

[LIVE FOR GOD | APPLICATION ACTIVITY]

Made to Imagine: an activity that promotes empathy and facilitates biblical application through role-play and reenactment

WHAT YOU NEED:

- Print "Think Twice Scenarios" Activity Page on paper, one for each Small Group

3. GRILL MASTER

[HEAR FROM GOD | MEMORY VERSE ACTIVITY]

Made to Explore: an activity that extends learning through hands on experimentation and discovery

WHAT YOU NEED:

- Print "Grill Top" Activity Page on cardstock with no margins, one for every three or four kids
 - Before group time, tape both pages of the "Grill Top" Activity Page together to form a grill.
- Print "Burger Patties" Activity Page double-sided on cardstock and cut apart, one set for every three or four kids
- Spatulas, one for every three or four kids
- Paper plates, one for every three or four kids
- Bible marked at Psalm 27:14, one for each Small Group

4. PRAY AND DISMISS

[PRAY TO GOD | PRAYER ACTIVITY]

Made to Reflect: an activity that creates space for personal processing and application

WHAT YOU NEED:

- No supplies needed



COOKOUT

It's worth the wait



WEEK
TWO
APRIL 2024

SMALL GROUP

K-1

PRELUDE

SOCIAL

STORY

WORSHIP

GROUPS

HOME

GETTING READY

HERE'S EVERYTHING YOU NEED TO KNOW TO GET READY FOR THIS WEEK

HOME: PROMPTING ACTION BEYOND THE EXPERIENCE

- Print on cardstock or email this week's devotionals and Parent Cue cards.
- Tell parents about our additional family resource:
Parent Cue app.