

WEEK
ONE
MARCH 2024

SMALL GROUP
K-1

TODAY'S SUGGESTED SCHEDULE

TODAY'S BIBLE STORY

Whenever, Wherever

Live in Peace with Everyone
Romans 12:18

TODAY'S BOTTOM LINE

Make peace whenever you can.

MONTHLY MEMORY VERSE

"If possible, live in peace
with everyone. Do that
as much as you can."

Romans 12:18, NIV

MONTHLY VIRTUE

Peace—Proving you care
more about each other than
winning an argument

BASIC TRUTH

I should treat others the way
I want to be treated.

PRELUDE: Setting the tone for the experience

See the **Getting Ready** pages at the end of this document for a detailed description of what you'll need for today.

In the **Prelude** folder of your curriculum, you'll find a variety of other resources to help you prepare.

Check out our Pinterest page here <https://bit.ly/447HSZi> or a visual on some of the activities.

SMALL GROUP

15
MIN

SOCIAL: Providing time for fun interaction

Early Arriver
Opening Activity

LARGE GROUP

35
MIN

STORY: Communicating God's truth in engaging ways

WORSHIP: Inviting people to respond to God

Welcome/Opener
Worship
Bible Story
Bottom Line
Prayer
Closer

SMALL GROUP

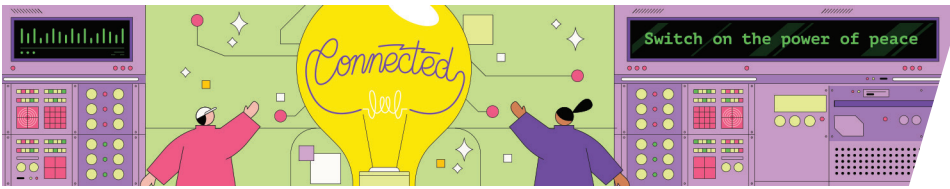
25
MIN

GROUPS: Creating a safe place to connect

Bible Story Review: Making Peace
Application Activity: Calm Down for Peace
Memory Verse Activity: Possible Peace
Prayer Activity: Pray and Dismiss

HOME: Prompting action beyond the experience

Parent Cue Card (print or email)
Devotionals for Kids
Parent Cue App



WEEK
ONE
MARCH 2024

SMALL GROUP
K-1

PRELUDE

SOCIAL

STORY

WORSHIP

GROUPS

HOME

PROVIDING TIME FOR FUN INTERACTION
15 MINUTES

MADE TO MOVE

an activity that increases the oxygen in the brain and taps into the energy in the body



Before kids arrive, take a few moments to pray for them. Pray for those who might visit your group for the first time. Thank God for making peace with us through Jesus. Thank God for the promise to give us peace when we've done all that we can to live in peace with others. Pray for the kids in your group who may be experiencing ongoing conflict or tension. Pray they would find a safe place in your small group to experience and understand God's peace.

TODAY'S BIBLE STORY

Whenever, Wherever

Live in Peace with Everyone
Romans 12:18

1. EARLY ARRIVER

WHAT YOU NEED: Offering container and bubbles with a bubble wand;
Optional: socks

TODAY'S BOTTOM LINE

Make peace whenever you can.

WHAT YOU DO:

- Welcome kids by name as they arrive.
- Invite kids who have brought an offering to place it in the offering container.
- Blow some bubbles.
- Invite the kids to jump to pop them.
- After a few rounds, call out different body parts (elbows, head, fingertips, nose, foot, etc.).
- Challenge kids to pop the bubbles using the body part you called out.
 - Make sure the kids are spread out.
- Blow bubbles all around your small group area to avoid any collisions.
- *Optional: Pass out socks and invite kids to wear a sock on one hand.*
 - *Blow the bubbles.*
 - *Challenge the kids to catch a bubble on their hands and hold it without allowing it to pop for five seconds.*

MONTHLY MEMORY VERSE

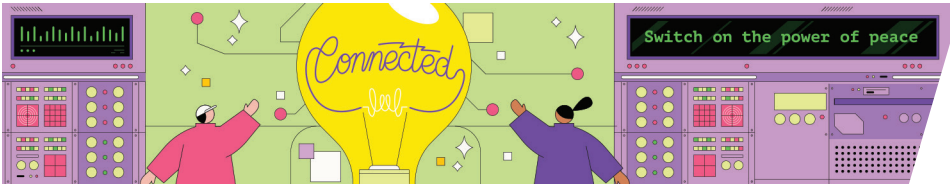
"If possible, live in peace with everyone. Do that as much as you can."
Romans 12:18, NIV

MONTHLY VIRTUE

Peace—Proving you care more about each other than winning an argument

BASIC TRUTH

I should treat others the way I want to be treated.



WEEK
ONE
MARCH 2024

SMALL GROUP
K-1

PRELUDE

SOCIAL

STORY

WORSHIP

GROUPS

HOME

PROVIDING TIME FOR FUN INTERACTION
15 MINUTES

MADE TO PLAY

an activity that encourages learning through following guidelines and working as a group



2. OPENING ACTIVITY

WHAT YOU NEED: Bubbles, bubble wands, art paper, nontoxic washable paint in cool colors (greens, blues, and purple), disposable bowls, towels, XL t-shirts or paint smocks, and wipes

WHAT YOU DO:

- Lay out towels to cover your small group area.
 - Towels will work better than tablecloths—they'll absorb bubbles that splash off the page.
- Give each child a t-shirt or art smock to wear to protect their clothing.
- Pour a small amount of washable paint into each bubble container.
- Close each bubble container tightly and shake to mix.
- Pour each color into a separate disposable bowl.
- Give each kid a piece of paper and a bubble wand.
- Instruct the kids to place their wand in one of the bowls of bubble solution and carefully blow the bubbles over their art paper to create a peaceful painting.
- Encourage the kids to use multiple colors of paint as they blow bubbles.
- Designate a spot where kids can lay their paintings to dry.
 - NOTE: You will need the paintings later during the Possible Peace activity.
- Give each kid a wipe once they finish to clean their hands.

TODAY'S BIBLE STORY

Whenever, Wherever

Live in Peace with Everyone
Romans 12:18

TODAY'S BOTTOM LINE

Make peace whenever you can.

MONTHLY MEMORY VERSE

"If possible, live in peace with everyone. Do that as much as you can."
Romans 12:18, NIV

MONTHLY VIRTUE

Peace—Proving you care more about each other than winning an argument

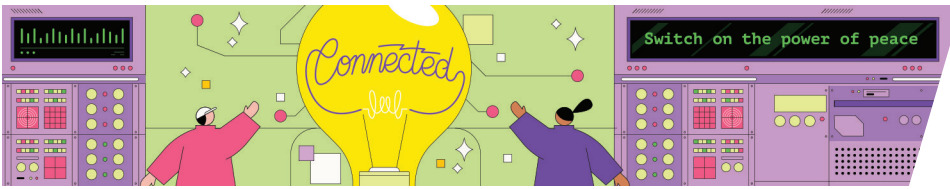
BASIC TRUTH

I should treat others the way I want to be treated.

WHAT YOU SAY:

"Your paintings are so peaceful and calming with those blues and greens and purples. You did a great job! **[Transition]** Today, we're talking about peace. **Let's go find out what God has to say about making peace with everyone.**"

Lead your group to the Large Group area.



WEEK
ONE
MARCH 2024

SMALL GROUP
K-1

PRELUDE

SOCIAL

STORY

WORSHIP

GROUPS

HOME

CREATING A SAFE PLACE TO CONNECT
25 MINUTES

MADE TO IMAGINE

an activity that promotes empathy and facilitates biblical application through role-play and reenactment

TODAY'S BIBLE STORY

Whenever, Wherever

Live in Peace with Everyone
Romans 12:18

TODAY'S BOTTOM LINE

Make peace whenever you can.

MONTHLY MEMORY VERSE

"If possible, live in peace with everyone. Do that as much as you can."

Romans 12:18, NIV

MONTHLY VIRTUE

Peace—Proving you care more about each other than winning an argument

BASIC TRUTH

I should treat others the way I want to be treated.



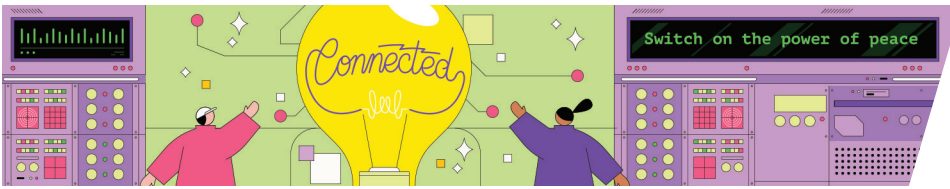
* 1. MAKING PEACE

[TALK ABOUT GOD | BIBLE STORY REVIEW]

WHAT YOU NEED: Bible marked at Romans 12:18, butcher paper, pencils, and markers

WHAT YOU DO:

- Give a volunteer the marked Bible.
- Invite them to open the Bible to Romans 12:18.
- Read the verse aloud for the group.
- Give each kid a pencil.
- Set out the butcher paper.
- Instruct the kids to gather around the butcher paper.
- Encourage the kids to draw a picture of a time this week when it was hard to keep the peace.
 - If the kids are struggling for ideas, prompt them with:
 - Maybe they argued with a friend. Maybe they got really mad at a brother or sister.
 - Name places they went this week (home, school, ball field, friend's house, etc.) or activities they might have participated in (ball game, dance recital, playing at the park, birthday party, etc.) to get them thinking about possible situations.
- As the kids draw, read the verse again.
- As kids finish, set out the markers for them to color their drawing as you talk about the verse.
- Review the who, why, when, and where for Romans 12:18.
 - Who wrote this verse? (*Paul*)
 - Why? (*to explain what it looks like to follow Jesus*)
 - When? (*This verse is part of a letter Paul wrote after he started following Jesus. He traveled around telling people about Jesus and starting churches.*)
 - Where? (*Paul wrote the letter of the book of Romans to a group of Jesus-followers in a city called Rome—some were Jewish, and some were non-Jewish, so they followed different traditions and didn't always agree.*)
- As the kids finish, instruct them to put down their pencils and markers and look at their drawings.
- Ask:
 - In this situation, did you try to find peace? Why or why not?
 - If you did, how did that help? If you didn't, what happened?
- Instruct the kids to grab a marker.
- Ask kids to think of a person who's hard to make peace with.
- Direct the kids to write the first letter of that person's name near their drawing.
 - Encourage them to sound it out or provide help where needed.
- In the center of the butcher paper, write the word "PEACE" in large block letters.



WEEK
ONE
MARCH 2024

SMALL GROUP
K-1

PRELUDE

SOCIAL

STORY

WORSHIP

GROUPS

HOME

CREATING A SAFE PLACE TO CONNECT
25 MINUTES

(* 1. MAKING PEACE, CONTINUED)

- Discuss the following questions.
 - What does Paul tell us in Romans 12:18? (*to live in peace with everyone*)
 - Does “everyone” mean the people in these drawings?
 - Does “everyone” include the people represented by the letters you wrote down?
- Set the butcher paper aside to save for the Pray and Dismiss Activity.

WHAT YOU SAY:

“Today’s verse reminds us that when it’s possible, we should live in peace with everyone. We should choose peace as much as we can. That means that sometimes, we need to let go of what we want. We might need to let someone else go first. Or share. Or stop ourselves before we say something unkind that we don’t mean.

“Keeping the peace means stopping to listen and understand. But one really important thing to remember is that God will help! When you follow Jesus, God promises that the Holy Spirit who lives with us will help us keep the peace. So, if you find yourself in situations like the ones you’ve drawn, ask God to help you **make peace whenever you can.**”

[Make It Personal] (Share an age-appropriate example about a time when you chose to keep the peace, even when you were mad or frustrated. How did God help you in that moment to make that choice when you may have felt like reacting in the opposite way?)



WEEK
ONE
MARCH 2024

SMALL GROUP
K-1

PRELUDE

SOCIAL

STORY

WORSHIP

GROUPS

HOME

CREATING A SAFE PLACE TO CONNECT
25 MINUTES

MADE TO EXPLORE

an activity that extends learning through hands on experimentation and discovery



* 2. CALM DOWN FOR PEACE

[LIVE FOR GOD | APPLICATION ACTIVITY]

WHAT YOU NEED: "Calm Down Strategy Cards" Activity Page, binder rings or yarn/string, scissors, and a single hole punch

WHAT YOU DO:

- Instruct the kids to stand up in your small group area.
- Give an example of a situation where it's hard to make peace.
 - You can use a situation from the butcher paper drawings in the Making Peace activity or share your own example.
- Invite the kids to make a face or strike a pose to show how they might FEEL like responding in that situation.
 - For example: a fighting stance with arms up, a grumpy face, arms crossed in anger, etc.
- Explain to the kids that calm down strategies can help us "make peace whenever we can."
- Shuffle the cards from the "Calm Down Strategy Cards" Activity Page.
 - Be sure the parent card is removed from the stack.
- Put the cards facedown.
- Call on a kid to draw a card.
- Read the card aloud and then lead the group to practice that strategy.
- Repeat with most of the cards.
- Give each kid a page from the "Calm Down Strategy Cards" Activity Page and a pair of scissors.
- Instruct the kids to cut the cards apart.
- As they finish, use the hole punch to help the kids punch a hole in each card.
- Point out the adult notecard (encourage the kids to put that card on top) and explain that this is for their grown-ups to read at pick up.
- Give each kid a piece of string/yarn or a binder ring and help them run it through the hole on each kid's set of cards to connect them.
- Encourage kids to take these cards home and practice them this week as a way to help them calm down to make peace!

TODAY'S BIBLE STORY

Whenever, Wherever

Live in Peace with Everyone
Romans 12:18

TODAY'S BOTTOM LINE

Make peace whenever you can.

MONTHLY MEMORY VERSE

"If possible, live in peace with everyone. Do that as much as you can."

Romans 12:18, NIV

MONTHLY VIRTUE

Peace—Proving you care more about each other than winning an argument

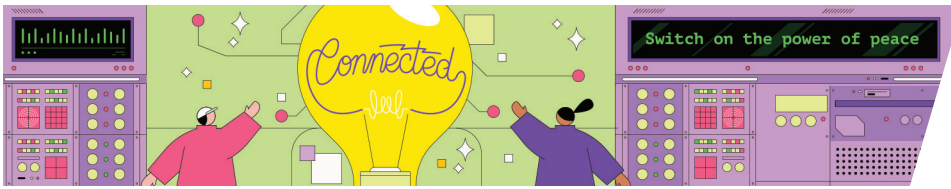
BASIC TRUTH

I should treat others the way I want to be treated.

WHAT YOU SAY:

"When you're frustrated or mad, it can be really hard to find peace. When that happens, we need some calm down strategies. There are some great ideas here for some specific things you can do in those moments to help you calm down so you can make choices that bring peace to the situation. Because it's really hard to find a peaceful solution when you're angry!

"Calming down first can help you live in peace with everyone. The more you practice calming down, the more peace you'll bring. When you choose to follow Jesus, you can have peace with God. God sent the Holy Spirit to live within you. That means that God's Spirit will help you make peace with others. God is always ready to help you **make peace whenever you can.**"



WEEK
ONE
MARCH 2024

SMALL GROUP
K-1

PRELUDE

SOCIAL

STORY

WORSHIP

GROUPS

HOME

CREATING A SAFE PLACE TO CONNECT
25 MINUTES

MADE TO CREATE

an activity that explores spiritual ideas through the process of drawing, building, and designing



3. POSSIBLE PEACE

[HEAR FROM GOD | MEMORY VERSE ACTIVITY]

WHAT YOU NEED: Bibles, bubble art pages from Opening Activity, "Romans 12:18 Cut Out" Activity Page, glue sticks; *Optional: hair dryer*

WHAT YOU DO:

- Instruct the kids to get in pairs.
- Give each pair a marked Bible.
- Together, look up Romans 12:18 using the Bible Navigation Tips below.

Finding verses with kindergartners: Guide children to open the Bibles to the marked page. Point to the word *Romans* at the top of the page as you say "Romans" aloud. Then guide children to find the big number 12 on the page. Explain that this is the chapter number. Finally, guide them to look under the big 12 for the little 18; this is the verse number. Tell them to leave their finger on the verse as you read the verse aloud. Then lead everyone to say the verse together.

Finding verses with 1st graders: Guide them to open their Bibles to the front and find the table of contents. (Hold up a Bible opened to the table of contents to show the kids what the page looks like.) When the kids find the table of contents, lead them to find *Romans* in the list under "New Testament." You can help by telling them that *Romans* starts with the letters R-O. When the kids find *Romans*, lead them to look at the page number beside the word. Explain that the number tells them on what page they can find *Romans*. Help the kids find the page. When they find *Romans*, explain that the big numbers on the page are the chapter numbers. Help them find chapter 12. Explain that the small numbers are verse numbers. Help them find verse 18 in chapter 12.

- Read the verse together or encourage them to repeat after you.
- Point out the first part of the verse.
- Talk about how it is possible for us to control our side and do all that we can to live in peace. If we try and things aren't getting better, we can always ask an adult for help.
- Give each kid the bubble art page they created from the Opening Activity.
- *Optional: If artwork is not quite dry, use a hair dryer on the low heat setting to speed up the process.*
- Give each kid a strip of paper from the "Romans 12:18 Cut Out" Activity Page.
- Set out the glue sticks.
- Point out the verse on the page.
- Invite the kids to glue the verse onto the center of their artwork to take home.
- Set them aside to dry for pick up.

WHAT YOU SAY:

"What are the first few words of this verse? 'If possible,' (NIRV) or 'If it is possible' (NIV)—that's right! As much as possible, we need to try to make peace.

TODAY'S BIBLE STORY

Whenever, Wherever

Live in Peace with Everyone
Romans 12:18

TODAY'S BOTTOM LINE

Make peace whenever you can.

MONTHLY MEMORY VERSE

"If possible, live in peace with everyone. Do that as much as you can."

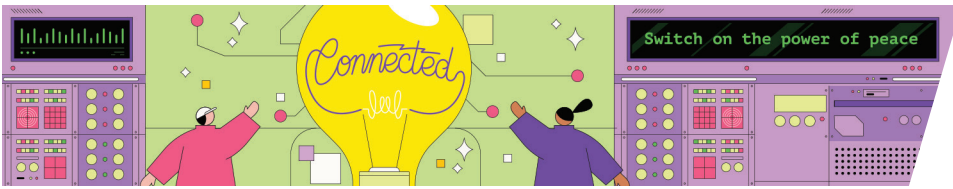
Romans 12:18, NIRV

MONTHLY VIRTUE

Peace—Proving you care more about each other than winning an argument

BASIC TRUTH

I should treat others the way I want to be treated.



WEEK
ONE
MARCH 2024

SMALL GROUP
K-1

PRELUDE

SOCIAL

STORY

WORSHIP

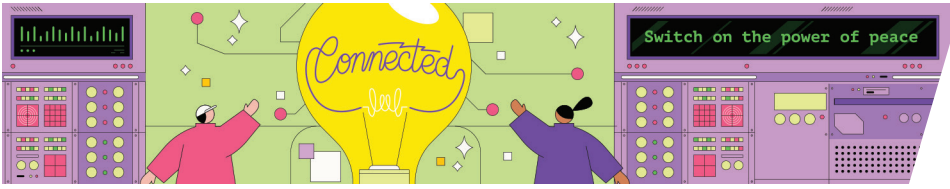
GROUPS

HOME

CREATING A SAFE PLACE TO CONNECT
25 MINUTES

(3. POSSIBLE PEACE, CONTINUED)

Remember, as followers of Jesus, God has given us the Holy Spirit to help us bring peace. We can practice calming down so that we can respond in a kind way. If possible, we need to do everything we can to make a situation better—not worse. And if you try all these strategies and it doesn't seem to help, you can always ask a trusted adult to step in and help you **make peace whenever you can.**"



WEEK
ONE
MARCH 2024

SMALL GROUP
K-1

PRELUDE SOCIAL STORY WORSHIP GROUPS HOME

CREATING A SAFE PLACE TO CONNECT
25 MINUTES

MADE TO REFLECT

an activity that creates space for personal understanding and application



4. PRAY AND DISMISS
[PRAY TO GOD | PRAYER ACTIVITY]

WHAT YOU NEED: Butcher paper from Making Peace activity

WHAT YOU DO:

- Instruct the kids to sit around the butcher paper, making sure NOT to sit in front of their own drawing.
- Remind the kids that God will help them **make peace whenever you can.**
- Encourage the kids to take a look at a picture in front of them and spend some time asking God to help the kid who drew it do all they can to make peace this week.
- Close your group time in prayer.

WHAT YOU SAY:

“Dear God, thank You for loving us and for helping us every day. This week, when we’re in situations where we’re frustrated or angry and we REALLY want our own way, help us to stop. Help us to take a moment to calm down and then work to make peace whenever we can. We love You, God, and we pray these things in Jesus’ name. Amen.”

As adults arrive to pick up, encourage the kids to show off their calm down cards and Memory Verse artwork to share that we learned to **make peace whenever you can.**

TODAY’S BIBLE STORY

Whenever, Wherever
Live in Peace with Everyone
Romans 12:18

TODAY’S BOTTOM LINE

Make peace whenever you can.

MONTHLY MEMORY VERSE

“If possible, live in peace with everyone. Do that as much as you can.”
Romans 12:18, NIV

MONTHLY VIRTUE

Peace—Proving you care more about each other than winning an argument

BASIC TRUTH

I should treat others the way I want to be treated.



WEEK
ONE
MARCH 2024

SMALL GROUP
K-1

PRELUDE

SOCIAL

STORY

WORSHIP

GROUPS

HOME

GETTING READY

HERE'S EVERYTHING YOU NEED TO KNOW TO GET READY FOR THIS WEEK

SOCIAL: PROVIDING TIME FOR FUN INTERACTION (15 MINUTES)

Welcome kids and spend time engaging in conversation and catching up. Get ready to experience today's story.

(Choose one or both of these activities.)

1. EARLY ARRIVER

Made to Move: an activity that increases the oxygen in the brain and taps into the energy in the body

- Offering container
- Bubbles, one container for each Small Group
- Bubble wand, one for each Small Group
- Optional: socks, one sock per kid

2. OPENING ACTIVITY

Made to Play: an activity that encourages learning through following guidelines and working as a group

WHAT YOU NEED:

- Bubbles, three or four bottles for each Small Group
- Bubble wands, one for each kid
- Art paper, one piece for each kid
- Nontoxic washable paint in three or four cool colors (purple, green, blue, etc.)
- Disposable bowls, three or four for each Small Group (dependent on the number of paints used)
- XL t-shirts or paint smocks, one for each kid
- Towels, several to cover your Small Group space
- Wipes for cleaning hands, one container for each Small Group

GROUPS: CREATING A SAFE PLACE TO CONNECT (25 MINUTES)

Create a safe place to connect and learn how the Bible story applies to real life experiences, through interactive activities and discussion questions.

(Choose as many of these activities as you like.)

* If you don't have time to do all these activities, be sure to do activity #1 & 2.

* 1. MAKING PEACE

[TALK ABOUT GOD | BIBLE STORY REVIEW]

Made to Imagine: an activity that promotes empathy and facilitates biblical application through role-play and reenactment

WHAT YOU NEED:

- Bible, marked at Romans 12:18
- Butcher paper, one large piece for each group
- Pencils, one for each kid
- Markers, enough for a Small Group to share

* 2. CALM DOWN FOR PEACE

[LIVE FOR GOD | APPLICATION ACTIVITY]

Made to Explore: an activity that extends learning through hands-on experimentation and discovery

WHAT YOU NEED:

- Print "Calm Down Strategy Cards" Activity Page on cardstock, one set for each kid, plus one extra for each Small Group (only cut that copy)
- Binder rings or yarn/string, one for each kid
- Scissors, one pair for each kid
- Single hole punch, one for each Small Group

3. POSSIBLE PEACE

[HEAR FROM GOD | MEMORY VERSE ACTIVITY]

Made to Create: an activity that explores spiritual ideas through the process of drawing, building, and designing

WHAT YOU NEED:

- Bibles, one for every two kids
 - Mark the Bibles at Romans 12:18 for Kindergarteners
- Bubble art pages from the Opening Activity
- Print "Romans 12:18 Cut Out" Activity Page on cardstock and cut apart, one strip for each kid
- Glue sticks, one for every two kids
- Optional: hair dryer

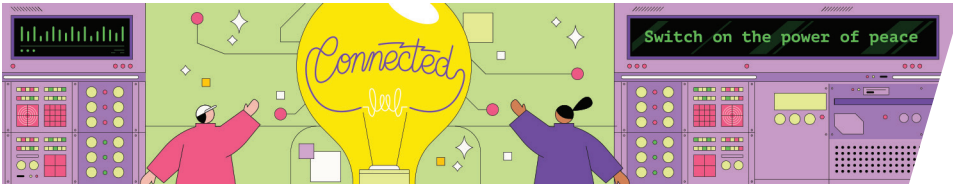
4. PRAY AND DISMISS

[PRAY TO GOD | PRAYER ACTIVITY]

Made to Reflect: an activity that creates space for personal processing and application

WHAT YOU NEED:

- Butcher paper from Making Peace activity



WEEK
ONE
MARCH 2024

SMALL GROUP
K-1

PRELUDE

SOCIAL

STORY

WORSHIP

GROUPS

HOME

GETTING READY

HERE'S EVERYTHING YOU NEED TO GET READY FOR THIS WEEK

HOME: PROMPTING ACTION BEYOND THE EXPERIENCE

- Print on cardstock or email this week's devotionals and Parent Cue cards.
- Tell parents about our additional family resource:
Parent Cue app.