

WEEK
TWO
MARCH 2024

SMALL GROUP
K-1

TODAY'S SUGGESTED SCHEDULE

TODAY'S BIBLE STORY

Let Go
Abram and Lot
Genesis 13:5-18

TODAY'S BOTTOM LINE

You can show you care by
letting go of what's fair.

MONTHLY MEMORY VERSE

"If possible, live in peace
with everyone. Do that
as much as you can."
Romans 12:18, NIV

MONTHLY VIRTUE

Peace—Proving you care
more about each other than
winning an argument

BASIC TRUTH

I should treat others the way
I want to be treated.

PRELUDE: Setting the tone for the experience

See the **Getting Ready** pages at the end of this document for a detailed description of what you'll need for today.

In the **Prelude** folder of your curriculum, you'll find a variety of other resources to help you prepare.

Check out our Pinterest page here <https://bit.ly/447HSZi> or a visual on some of the activities.

SMALL GROUP

15
MIN

SOCIAL: Providing time for fun interaction

Early Arriver
Opening Activity

LARGE GROUP

35
MIN

STORY: Communicating God's truth in engaging ways **WORSHIP: Inviting people to respond to God**

Welcome/Opener
Worship
Bible Story
Bottom Line
Prayer
Closer

SMALL GROUP

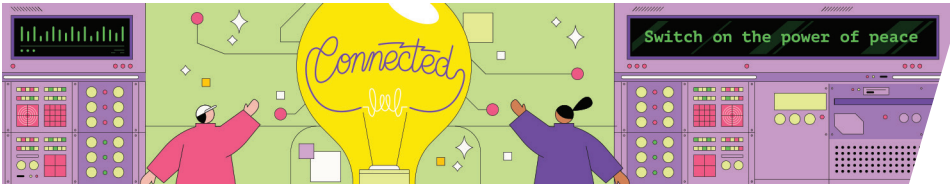
25
MIN

GROUPS: Creating a safe place to connect

Bible Story Review: And . . . ACTION!
Application Activity: Letting Go of What's Fair
Memory Verse Activity: Memory Verse Movin'
Prayer Activity: Pray and Dismiss

HOME: Prompting action beyond the experience

Parent Cue Card (print or email)
Devotionals for Kids
Parent Cue App



WEEK
TWO
MARCH 2024

SMALL GROUP
K-1

PRELUDE SOCIAL STORY WORSHIP GROUPS HOME

PROVIDING TIME FOR FUN INTERACTION
15 MINUTES

MADE TO PLAY

an activity that encourages learning through following guidelines and working as a group



Before kids arrive, take a few moments to pray for them. Pray for those who might visit your group for the first time. Give thanks to Jesus for making peace between God and us. Pray that the kids in your group would learn to let go of what's fair and instead choose to trust God no matter what happens. Pray for any kids in your group who may be exposed to ongoing, unfair situations. Ask God to position you or other adults in their lives to help them navigate those situations well.

TODAY'S BIBLE STORY

Let Go
Abram and Lot
Genesis 13:5-18

TODAY'S BOTTOM LINE

You can show you care by letting go of what's fair.

MONTHLY MEMORY VERSE

"If possible, live in peace with everyone. Do that as much as you can."
Romans 12:18, NIV

MONTHLY VIRTUE

Peace—Proving you care more about each other than winning an argument

BASIC TRUTH

I should treat others the way I want to be treated.

1. EARLY ARRIVER

WHAT YOU NEED: Offering container

WHAT YOU DO:

- Welcome kids by name as they arrive.
- As the kids arrive, ask them to share a high (great moment) and a low (not-so-great moment) from this past week.
- Invite kids who have brought an offering to place it in the offering container.
- Once at least three kids have arrived, instruct them to stand up and spread out.
- Introduce the game: "Quiet Statues."
- Explain that on the count of three, you will call out a statue and instruct the kids to make that statue with their bodies. For example:
 - monkey
 - elephant
 - tiger
 - hamburger
 - ball
- When you count to three, direct the kids to form their statue and freeze.
- Pick the best statue out of the group.
- Invite the "winner" to whisper the next statue to you.
- Repeat in the same way for several more rounds.
- Winners who pick the next statue can continue participating in each round.
- As you finish, ask: "Did that game seem fair or not?"
- Let kids discuss their thoughts. *(There is no right or wrong answer. It's just a way to get them to start thinking about what seems fair/unfair.)*



WEEK
TWO
MARCH 2024

SMALL GROUP
K-1

PRELUDE

SOCIAL

STORY

WORSHIP

GROUPS

HOME

PROVIDING TIME FOR FUN INTERACTION
15 MINUTES

MADE TO MOVE

an activity that increases the oxygen in the brain and taps into the energy in the body



2. OPENING ACTIVITY

WHAT YOU NEED: Floor tape

WHAT YOU DO:

- Use the tape to mark two parallel lines on the floor, as far apart as your small group space allows.
- Play a game of "No, you first."
- Instruct the kids to line up along one tape line.
- Stand on the other tape line.
- Call on a kid and say an action for them to do.
 - For example: "Kayson, take two regular steps forward."
- Before that kid moves, direct them to turn to the kid on their left or right and say, "No, you first," and allow that kid to complete the action first. Then they can move forward too.
- If a kid forgets to say, "No, you first" at any point during the game, direct them to return to the starting line.
- Repeat until most of the kids reach you.

TODAY'S BIBLE STORY

Let Go

Abram and Lot
Genesis 13:5-18

WHAT YOU SAY:

"Great job, everyone! Was it hard to say, 'No, you first,' when your name was called? (Pause for responses.) We often just want to be first, to get the biggest piece, to win! **[Transition]** In our Bible Story today, we'll hear about a man who said, 'No, you first,' to someone else. Let's go find out why."

TODAY'S BOTTOM LINE

You can show you care by letting go of what's fair.

Lead your group to the Large Group area.

MONTHLY MEMORY VERSE

"If possible, live in peace with everyone. Do that as much as you can."
Romans 12:18, NIV

MONTHLY VIRTUE

Peace—Proving you care more about each other than winning an argument

BASIC TRUTH

I should treat others the way I want to be treated.



WEEK
TWO
MARCH 2024

SMALL GROUP
K-1

PRELUDE

SOCIAL

STORY

WORSHIP

GROUPS

HOME

CREATING A SAFE PLACE TO CONNECT
25 MINUTES

MADE TO IMAGINE

an activity that promotes empathy and facilitates biblical application through role-play and reenactment



* 1. AND . . . ACTION!

[TALK ABOUT GOD | BIBLE STORY REVIEW]

WHAT YOU NEED: "Abram and Lot Script" Activity Page, "Abram and Lot Cue Cards" Activity Page, stick-on nametags, and a marker

WHAT YOU DO:

- Assign the following parts to the kids in your group. Make sure each kid has a part. (Choose 1-3 kids for the last four roles, depending on your group size.)
 - Abram
 - Lot
 - Shepherds
 - Herdsmen
 - Sheep
 - Goats
- Write each character's name on a nametag.
- Give each kid a nametag to wear.
- Give each kid a cue card from the "Abram and Lot Cue Cards" Activity Page according to their assignment.
 - For pre-readers, make sure they know what's written on their card. Practice it with them as needed.
- Explain that you will read a summary of today's Bible story, and will point to kids when it's time to do their part.
- Refer to the "Abram and Lot Script" Activity Page and read the story.
- As you read, lead the kids to act out their story part by pointing to them during their turn.
- After the story, instruct the kids to circle up, and ask:
 - Why was there so much fighting between Abram's and Lot's shepherds and herdsmen? (*There wasn't enough room for all their animals.*)
 - Instead of joining the fight, what did Abram do to fix the problem? (*Abram said they should separate—one go right, and one go left. He let Lot choose first.*)
 - Why did Abram decide to let Lot choose his land first? (*He knew that keeping the peace was more important than getting the best. He let go of what was "fair."*)
 - What can we learn from Abram's example and the choices he made? (*We can learn that letting go of what's fair might be better in the long run. Also, protecting our relationships might be the best way to find peace.*)

TODAY'S BIBLE STORY

Let Go

Abram and Lot
Genesis 13:5-18

TODAY'S BOTTOM LINE

You can show you care by
letting go of what's fair.

MONTHLY MEMORY VERSE

**"If possible, live in peace
with everyone. Do that
as much as you can."**
Romans 12:18, NIV

MONTHLY VIRTUE

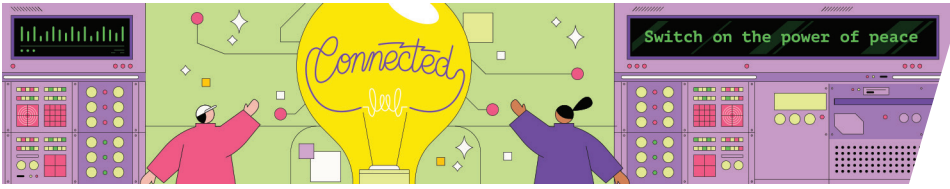
Peace—Proving you care
more about each other than
winning an argument

BASIC TRUTH

I should treat others the way
I want to be treated.

WHAT YOU SAY:

"In our story today, Abram let Lot choose first when Abram had every right to take the better land. But Abram decided his relationship with Lot was more important than getting the best. Abram let go of what was fair so he could make peace with his nephew.



WEEK
TWO
MARCH 2024

SMALL GROUP
K-1

PRELUDE

SOCIAL

STORY

WORSHIP

GROUPS

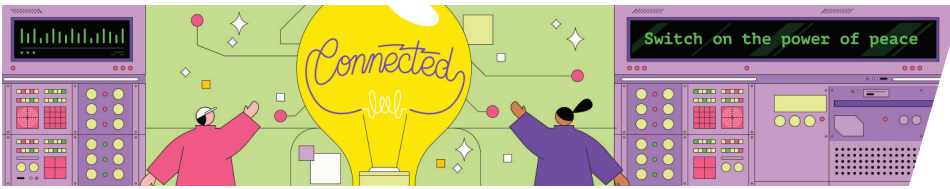
HOME

CREATING A SAFE PLACE TO CONNECT
25 MINUTES

(* 1. AND . . . ACTION!, CONTINUED)

“When Jesus came to earth, He let go of what was fair too. Jesus died on the cross, though He’d never done one wrong thing, to make a way for everyone to have a relationship with God! When we choose to let go of what’s fair, we can find peace too. As followers of Jesus, God’s Spirit will help us so we can make peace with others. Remember, **you can show you care by letting go of what’s fair.**”

[Make It Personal] (Tell about a time as a kid when you let go of what was fair to keep the peace and protect your relationship. Maybe you let a friend win an argument. Maybe you let someone else go first. How did your choice to let go of what’s fair bring peace to the situation?)



WEEK
TWO
MARCH 2024

SMALL GROUP
K-1

PRELUDE

SOCIAL

STORY

WORSHIP

GROUPS

HOME

CREATING A SAFE PLACE TO CONNECT
25 MINUTES

MADE TO EXPLORE

an activity that extends learning through hands on experimentation and discovery



2. LETTING GO OF WHAT'S FAIR [LIVE FOR GOD | APPLICATION ACTIVITY]

WHAT YOU NEED: "Let it Go Scenarios" Activity Page, ball, index card, marker, and tape

WHAT YOU DO:

- Write the word "FAIR" in big block letters on the index card.
- Tape the card securely to the ball.
- Instruct the kids to stand in a circle.
- Explain that kids are going to practice letting go of what's fair by thinking about treating others the way they want to be treated.
- Read a scenario from the "Let it Go Scenarios" Activity Page.
- After reading the scenario, lead the group to say, "That's not fair."
- Choose a kid to pick a number between 1 and the number of kids you have in your group.
- Pass the ball around the circle, counting until you get to the number chosen.
- Read the scenario again and ask the kid with the ball to hand it back to you (literally, letting go of what's "FAIR").
- Direct the kid who let go of the ball to share how they might let go of what's fair in the situation.
 - If kids are stumped, there are possible responses on the "Let it Go Scenarios" Activity Page.

TODAY'S BIBLE STORY

Let Go

Abram and Lot
Genesis 13:5-18

TODAY'S BOTTOM LINE

You can show you care by letting go of what's fair.

MONTHLY MEMORY VERSE

"If possible, live in peace with everyone. Do that as much as you can."
Romans 12:18, NIV

MONTHLY VIRTUE

Peace—Proving you care more about each other than winning an argument

BASIC TRUTH

I should treat others the way I want to be treated.

WHAT YOU SAY:

"When something doesn't seem fair, it can be hard to just let it go! When you find yourself about to say, 'that's not fair'—stop! In that moment, change your thinking from 'that's not fair' to 'I should treat others the way I want to be treated' instead. This will help you do or say something that's helpful instead of hurtful.

"When you let go of what's fair, it's a way to show we trust that God will take care of us no matter what. Sometimes though, things aren't fair and they really should be. If you notice someone being picked on or left out or treated in a way you would not want to be treated, always let a trusted adult know. This week, instead of insisting on getting your own way, remember: **you can show you care by letting go of what's fair.**"



PRELUDE

SOCIAL

STORY

WORSHIP

GROUPS

HOME

CREATING A SAFE PLACE TO CONNECT
25 MINUTES

MADE TO MOVE

an activity that increases the oxygen in the brain and taps into the energy in the body



3. MEMORY VERSE MOVIN' [HEAR FROM GOD | MEMORY VERSE ACTIVITY]

WHAT YOU NEED: Bibles

WHAT YOU DO:

- Make sure each kid has a Bible.
- Together, look up Romans 12:18 following the Bible

Navigation Tips below.

TODAY'S BIBLE STORY

Let Go

Abram and Lot
Genesis 13:5-18

***Finding verses with kindergartners:** Guide children to open the Bibles to the marked page. Point to the word Romans at the top of the page as you say "Romans" aloud. Then guide children to find the big number 12 on the page. Explain that this is the chapter number. Finally, guide them to look under the big 12 for the little 18; this is the verse number. Tell them to leave their finger on the verse as you read the verse aloud. Then lead everyone to say the verse together.*

TODAY'S BOTTOM LINE

You can show you care by letting go of what's fair.

***Finding verses with 1st graders:** Guide them to open their Bibles to the front and find the table of contents. (Hold up a Bible opened to the table of contents to show the kids what the page looks like.) When the kids find the table of contents, lead them to find Romans in the list under "New Testament." You can help by telling them that Romans starts with the letters R-O. When the kids find Romans, lead them to look at the page number beside the word. Explain that the number tells them on what page they can find Romans. Help the kids find the page. When they find Romans, explain that the big numbers on the page are the chapter numbers. Help them find chapter 12. Explain that the small numbers are verse numbers. Help them find verse 18 in chapter 12.*

MONTHLY MEMORY VERSE

"If possible, live in peace with everyone. Do that as much as you can."
Romans 12:18, NIV

- Read the verse aloud and lead the kids to repeat each line of the verse after you.
- Call on the kids to recite the verse as you call out different things for them to do each time. For example:
 - hop on one foot
 - march in place
 - touch their toes
 - stand like a statue (only moving mouths to say the verse)
 - give high-fives to other kids in the group
 - pat your legs
 - wiggle your nose
 - stick out your tongue, etc.

MONTHLY VIRTUE

Peace—Proving you care more about each other than winning an argument

BASIC TRUTH

I should treat others the way I want to be treated.

WHAT YOU SAY:

"According to our verse, we should live in peace with who? (Pause for responses.) Everyone! That means any time we find ourselves not getting along with someone, we should look for ways to bring peace. Remember, Jesus did that for us! Jesus made a way for us to have peace with God so we could be part of God's family that lasts forever. When we put our trust in Jesus, God's Holy Spirit lives inside us to help us make peace with others. That's why **you can show you care by letting go of what's fair.**"



WEEK
TWO
MARCH 2024

SMALL GROUP
K-1

PRELUDE SOCIAL STORY WORSHIP GROUPS HOME

CREATING A SAFE PLACE TO CONNECT
25 MINUTES

MADE TO REFLECT

an activity that creates space for personal understanding and application



4. PRAY AND DISMISS
[PRAY TO GOD | PRAYER ACTIVITY]

WHAT YOU NEED: No supplies needed

WHAT YOU DO:

- Instruct the kids to sit in a circle.
- As you lead the kids in the call and response prayer below, direct the kids to respond with, "Show I care by letting go of what's fair."

TODAY'S BIBLE STORY

Let Go
Abram and Lot
Genesis 13:5-18

WHAT YOU SAY:

"Let's pray. Dear God,

SGL: "When I'm mad and want to win, help me to . . .

KIDS: . . . show I care by letting go of what's fair."

SGL: "When I'm frustrated because I got the smaller half, help me to . . .

KIDS: . . . show I care by letting go of what's fair."

SGL: "When I really just want to have my way, help me to . . .

KIDS: . . . show I care by letting go of what's fair."

SGL: "Thanks for loving us, God. Help us to let go of what's fair so we can show others we care about them this week. We love You, and we pray these things in Jesus' name. Amen."

As adults arrive to pick up, see if kids can remember their assigned part from the "And . . . ACTION!" Activity and how it fits into the story of Abram and Lot to show us that **you can show you care by letting go of what's fair.**

TODAY'S BOTTOM LINE

You can show you care by letting go of what's fair.

MONTHLY MEMORY VERSE

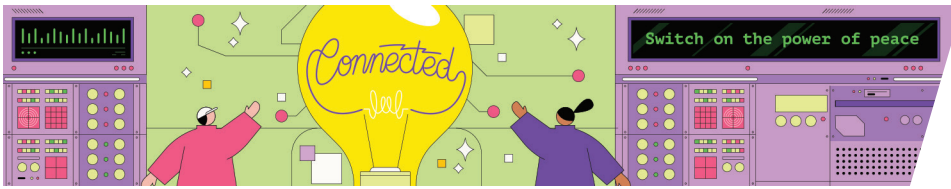
"If possible, live in peace with everyone. Do that as much as you can."
Romans 12:18, NIV

MONTHLY VIRTUE

Peace—Proving you care more about each other than winning an argument

BASIC TRUTH

I should treat others the way I want to be treated.



WEEK
TWO
MARCH 2024

SMALL GROUP
K-1

PRELUDE

SOCIAL

STORY

WORSHIP

GROUPS

HOME

GETTING READY

HERE'S EVERYTHING YOU NEED TO GET READY FOR THIS WEEK

SOCIAL: PROVIDING TIME FOR FUN INTERACTION (15 MINUTES)

Welcome kids and spend time engaging in conversation and catching up. Get ready to experience today's story.

(Choose one or both of these activities.)

1. EARLY ARRIVER

Made to Play: an activity that encourages learning through following guidelines and working as a group

- Offering container

2. OPENING ACTIVITY

Made to Move: an activity that increases the oxygen in the brain and taps into the energy in the body

WHAT YOU NEED:

- Floor tape, one roll for each Small Group

GROUPS: CREATING A SAFE PLACE TO CONNECT (25 MINUTES)

Create a safe place to connect and learn how the Bible story applies to real life experiences, through interactive activities and discussion questions.

(Choose as many of these activities as you like.)

* If you don't have time to do all these activities, be sure to do activity #1.

* 1. AND . . . ACTION!

[TALK ABOUT GOD | BIBLE STORY REVIEW]

Made to Imagine: an activity that promotes empathy and facilitates biblical application through role-play and reenactment

WHAT YOU NEED:

- Print "Abram and Lot Script" Activity Page on paper, one for each Small Group
- Print "Abram and Lot Cards" Activity Page on paper and cut apart, one set for each Small Group
- Stick-on nametags, one for each kid
- Marker, one for each Small Group

2. LETTING GO OF WHAT'S FAIR [LIVE FOR GOD | APPLICATION ACTIVITY]

Made to Explore: an activity that extends learning through hands-on experimentation and discovery

WHAT YOU NEED:

- Print "Let It Go Scenarios" Activity Page on paper, one for each Small Group
- Ball, one for each Small Group
- Index card, one for each Small Group
- Marker, one for each Small Group
- Tape, one roll for each Small Group

3. MEMORY VERSE MOVIN' [HEAR FROM GOD | MEMORY VERSE ACTIVITY]

Made to Move: an activity that increases the oxygen in the brain and taps into the energy in the body

WHAT YOU NEED:

- Bibles (marked at Romans 12:18 for Kindergartners), one for each kid

4. PRAY AND DISMISS [PRAY TO GOD | PRAYER ACTIVITY]

Made to Reflect: an activity that creates space for personal processing and application

WHAT YOU NEED:

- No supplies needed

HOME: PROMPTING ACTION BEYOND THE EXPERIENCE

- Print on cardstock or email this week's devotionals and Parent Cue cards.
- Tell parents about our additional family resource: **Parent Cue app.**