



**BSALT**



**USA CHURCH PLANTING**  
*Field Guide*

# Table of CONTENTS

2   What is BSALT	11   Northeast Region
3   Our Purpose	16   Pacific Region
4   The Basics	19   Southwest Region
5   The Statistics	22   Midwest Region
6   The Numbers	26   Northwest Region
8   State Ranks	39   South

“ Church planting teaches two things more than any other: that God is faithful, and that we must learn how to depend on that faithful God. ”

As you study this guide, you'll find that the statistics contained within are alarming. Churches all across America are closing their doors faster than others are opening. Hundreds of pulpits lay vacant. Many Independent Baptists are moving away from the King James Bible and switching to worship styles that are dishonoring to God. Many others are embracing Calvinism and false doctrines.

There is no question that America is in grave danger. We have abandoned our Biblical foundation, and turned our backs away from God. However, we have the answer to America's problem: Jesus Christ and the Gospel.

This guide was written to encourage, equip, and educate the reader as to where the greatest needs for Church Planting in America can be found. Every state in America needs more churches, the statistics clearly show this as fact. I pray God will use this to give you a greater burden for church planting.

"... upon this rock I will build my church; and the gates of hell shall not prevail against it." Matt 16:18 (b)

“ Expect great things from God; attempt great things for God. ”

# what is **BSALT**

## *Baptists Seeking Souls in America's Lost Towns*

### **THE FACTS**

BSALT has spent months of research to map Independent, fundamental, non-Calvinistic, KJV only, Baptist churches by county. The influence of independent, fundamental Baptists in the United States is diminishing. There are over 900 counties that do not have an IFB Church that meet the criteria listed above.

### **THE FOCUS**

BSALT is a soul-winning ministry that believes the only hope for America is the Gospel of the Lord Jesus Christ. BSALT assists churches and church planters to invite thousands of people to know the Lord Jesus Christ as Savior with an organized effort called "Operations", assist in soul-winner training, and other tools, to better equip Believers in sharing the Gospel.

### **THE FERVENCY**

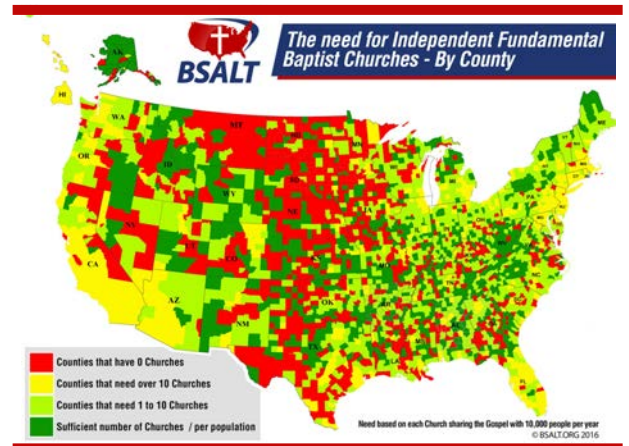
BSALT works with the church planter or pastor over several weeks to provide training, and other tools to educate and train Believers in your church, and goes to work to plan and organize an "Operation". An "Operation" is a specific goal of reaching: a means of inviting 1,000, 2,500, 5,000, or 10,000 people to the Lord Jesus Christ as Saviour. Upon completion of the "Operation" the church will have effectively witnessed to a community, gained church prospects and hopefully see souls saved.

*"Let us go into the next towns that I may preach there also: for therefore came I forth." Mark 1:38*

# Our PURPOSE

## Report

Our first objective is to give you the "State of the Union" address. Just over 10 years ago our founder, Pastor Steven Sykes, was led of the Lord to map out all of our Independent, Fundamental, Baptist Churches in America. He believed God would use this as a guide to show us our greatest areas of need for church planting. After six months the data was completed and the first BSALT Map came to be. Now, 10 years later, he, along with the BSALT team have completed the same task; yet this time on a city level.



Data from 10 Years ago

## Replant

The second objective is to take this data and put it into the hands of as many Pastors, Churches, Bible Colleges, Mission Boards; etc. and equip them with the information and resources they need to replant America with as many IFB Churches as possible. If every IFB church in America planted one church, we would still need over 10,000 churches to adequately reach America alone!

## Reach

The final objective is to launch BSALT Remote. This initiative will go into America's lost towns; (communities that have no IFB Church) and host soul winning campaigns where we will knock on anywhere between 2,500-10,000 doors in a week. Contacts made in that city will be given access to an online resource where they can watch live-stream church services, speak with a Pastor remotely, and be discipled by-proxy. Our ultimate goal would be to see a church planted in that area, and once the Church planter is on the field we turn all of those contacts over to him as a starting point for the new church.

# The **BASICS**

Over the last several months the BSALT team has researched the country to find every IFB Church in America. We use three different databases, compare those lists, and then research each individual church to make sure they meet our criteria. If a church qualifies to make our list, we add them to our list and place a pin on the US Map.

## **The Criteria:**

- Only uses the King James Bible (for English Speaking People)
- Non-Calvinistic
- Traditional worship style (non carnal/worldly)

## **How do we know?**

Every church on our starting databases is personally researched by a member of the BSALT Team. We study the doctrinal statements and watch/listen to a portion of any posted services online.

## **The Problem?**

As we know it is impossible to find every IFB church in America. Many churches have no media presence whatsoever, and others do not have any information listed. We never intentionally leave a church off of our list, but do recognize the fact that we may have missed some. This list is in no way an endorsement of a church, just a resource. Pastors change, churches open and close and all we can do is make a common sense decision on who qualifies.

# The **STATS**

Throughout the rest of the book you'll find the United States of America broken down into six distinct regions. Each region represent individual states where we have compiled data on the most needed areas of America.

## **Numbers & Stats**

After compiling the list of churches, we broke down the numbers on a city, state, and regional level. To come up with our **percentage reached** stat we took the number of existing churches and multiplied it by 5,000. (We are calculating based on the assumption that every church represented is reaching 5,000 people with the gospel each year). We then took that number and divided it by the 2020 census population for that city. *Example: San Diego, CA has 3 existing churches to reach a population of 1.38 million people. If those 3 churches are taking the gospel to 5,000 people a year, they're **currently reaching 1.08%** total of their city.*

To come up with our **churches needed** stat, we took the current population of the city and divided it by 5,000. We then subtracted how many existing churches are in the city.

*Example: San Diego - 1.38 million / 5,000= 276 - 3 (existing churches) 273*

So **San Diego needs 273 more churches** to adequately reach their population.

If the 3 existing churches determined to reach the whole city in one year, they would each be responsible to reach 462,310 people with the Gospel.

To come up with our **Most Needed** lists, we took the burden on existing churches statistic and arranged them from largest to smallest.

*Example: San Diego has 3 Churches to reach 1.38 million people; requiring them to reach 462,310 people. Whereas, Los Angeles has 14 churches to reach 3,898,747 people requiring them to reach 278,481. Though Los Angeles needs 756 churches and San Diego needs 273; the burden to reach their community is heavier on San Diego.*

## **"Top 100" lists defined:**

- **Red List** represents the top 100 cities in America without an IFB Church.
- **Yellow List** represents the greatest need for churches in cities that already have existing churches
- **True Top 100** is a combination of red and yellow based on their population vs. burden of existing churches.

# The NUMBERS

10,006  
qualifying churches

one church  
per 33,071  
people

would take 6.8  
years to reach  
USA

currently  
reaching  
15.11% of  
America

14 CITIES

with a population  
over 200,000 without  
IFB Church

70 CITIES

with a population  
over 100,000 without  
IFB Church

2,914 CITIES

with a population  
over 10,000  
without IFB Church

LOOKING BACK  
*10 years*

- > 301 less IFB churches in 2022
- > 31 states have lost churches
- > 6 states have lost more than 25 churches

# State RANKS

<i>State</i>	<i>Reached</i>	<i>State</i>	<i>Reached</i>
1 NEW JERSEY	3.93%	26 NEW HAMPSHIRE	15.61%
2 CALIFORNIA	4.07%	27 NORTH DAKOTA	16.04%
3 UTAH	4.53%	28 IOWA	16.14%
4 MASSACHUSETTS	4.91%	29 MISSOURI	16.60%
5 NEW YORK	6.06%	30 OKLAHOMA	16.80%
6 NEVADA	6.12%	31 NEW MEXICO	18.40%
7 MINNESOTA	6.31%	32 MICHIGAN	18.90%
8 RHODE ISLAND	7.29%	33 SOUTH DAKOTA	19.17%
9 MARYLAND	7.53%	34 VIRGINIA	20.22%
10 WASHINGTON	9.86%	35 OHIO	21.40%
11 OREGON	9.91%	36 ARKANSAS	22.58%
12 ARIZONA	10.28%	37 INDIANA	23.65%
13 NEBRASKA	10.45%	38 KENTUCKY	27.30%
14 HAWAII	10.65%	39 ALABAMA	27.47%
15 CONNECTICUT	10.68%	40 MONTANA	29.05%
16 ILLINOIS	10.93%	41 GEORGIA	29.22%
17 FLORIDA	11.00%	42 KANSAS	29.27%
18 COLORADO	11.71%	43 SOUTH CAROLINA	33.12%
19 TEXAS	11.89%	44 MISSISSIPPI	35.80%
20 DELAWARE	12.63%	45 MAINE	35.97%
21 WISCONSIN	12.98%	46 TENNESSEE	38.42%
22 LOUISIANA	13.96%	47 WYOMING	40.60%
23 IDAHO	14.14%	48 ALASKA	43.63%
24 PENNSYLVANIA	14.50%	49 NORTH CAROLINA	45.45%
25 VERMONT	14.77%	50 WEST VIRGINIA	66.90%



# True TOP 50

## City Population

1	BRONX, NY.	1,472,654
>	2 HEMPSTEAD, NY	793,409
>	3 BOSTON, MA	675,647
4	DETROIT, MI	639,111
5	BALTIMORE, MD	585,708
6	MANHATTAN, NY	1,694,251
>	7 BROOKHAVEN, NY	485,773
8	SAN DIEGO, CA	1,386,932
9	OAKLAND, CA	440,646
10	SAN FRANCISCO, CA	873,965
11	QUEENS, NY	2,405,464
12	NEW ORLEAN, LA	383,997
>	13 ISLIP, NY	339,938
>	14 NEWARK, NJ	311,549
>	15 IRVINE, CA	307,670
>	16 OYSTER BAY, NY	301,332
17	JERSEY CITY, NJ	292,449
18	LOS ANGELES, CA	3,898,747
19	CHANDLER, AZ	275,987
20	RENO, NV	264,265
21	IRVING, TX	256,684
22	STATEN ISLAND, NY	495,747
23	SEATTLE, WA	737,015
24	SCOTTSDALE, AZ	241,361
>	25 ARLINGTON, VA	238,643

States Represented  
18

Regions Represented  
6

People Represented  
28,081,939

Churches Needed  
5,510

## City Population

>	26 NORTH HEMPSTEAD, NY	237,639
27	BOISE CITY, ID	235,684
28	CHICAGO, IL	2,746,388
29	HIALEAH, FL	223,109
>	30 ENTERPRISE, NV	221,831
31	MIAMI, FL	442,241
>	32 BABYLON, NY	218,223
>	33 SPRING VALLEY, NV	215,597
34	FONTANA, CA	208,393
>	35 HUNTINGTON, NY	204,127
36	OXNARD, CA	202,063
37	FRISCO, TX	200,509
>	38 HUNTINGTON BEACH, CA	198,711
>	39 GLENDALE, CA	196,543
>	40 PARADISE, NV	191,238
>	41 PROVIDENCE, RI	190,934
42	CYPRESS, TX	190,895
43	NEWPORT NEWS, VA	186,247
44	FORT LAUDERDALE, FL	182,760
45	NASHVILLE, TN	715,884
46	ELK GROVE, CA	176,124
47	ONTARIO, CA	175,884
48	CARY, NC	174,721
>	49 RANCHO CUCAMONGA, CA	174,453
50	LANCASTER, CA	173,516

> = ZERO IFB CHURCHES IN THIS CITY

# Red TOP 50

## City Population

1. HEMPSTEAD, NY	793,409
2. BOSTON, MA	675,647
3. BROOKHAVEN, NY	485,773
4. ISLIP, NY	339,938
5. NEWARK, NJ	311,549
6. IRVINE, CA	307,670
7. OYSTER BAY, NY	301,332
8. ARLINGTON, VA	238,643
9. NEW HEMPSTEAD, NY	237,639
10. ENTERPRISE, NV	221,831
11. BABYLON, NY	218,223
12. SPRING VALLEY, NV	215,597
13. HUNTINGTON, NY	204,127
14. HUNTINGTON BEACH, CA	198,711
15. GLENDALE, CA	196,543
16. PARADISE, NV	191,238
17. PROVIDENCE, RI	190,934
18. RANCHO CUCAMONGA, CA	174,453
19. GARDEN GROVE, CA	171,949
20. PALMDALE, CA	169,450
21. HAYWARD, CA	162,954
22. SPRINGFIELD, MA	155,929
23. SUNNYVALE, CA	155,805
24. LAKEWOOD, CO	155,146
25. HOLLYWOOD, FL	153,067

## City Population

26. BELLEVUE, WA	151,854
27. RAMAPO, NY.	148,919
28 CHICAGO, IL	2,746,388
29 HIALEAH, FL	223,109
30 ENTERPRISE, NV	221,831
31 MIAMI, FL	442,241
32 BABYLON, NY	218,223
33 SPRING VALLEY, NV	215,597
34 FONTANA, CA	208,393
35 HUNTINGTON, NY	204,127
36 OXNARD, CA	793,409
37 FRISCO, TX	675,647
38 HUNTINGTON BEACH, CA	639,111
39 GLENDALE, CA	585,708
40 PARADISE, NV	1,694,251
41 BERKELY, CA	124,321
42 CYPRESS, TX	1,386,932
43 NEWPORT NEWS, VA	440,646
44 FORT LAUDERDALE, FL	873,965
45 NASHVILLE, TN	2,405,464
46 ELK GROVE, CA	383,997
47 ONTARIO, CA	339,938
48 CARY, NC	311,549
49 RANCHO CUCAMONGA, CA	307,670
50 LANCASTER, CA	301,332

# Yellow TOP 50

<i>City</i>	<i>Pop</i>	<i>City</i>	<i>Pop</i>
1. BRONX, NY	1,472,654	26. NEWPORT NEWS, VA	186,247
2. DETROIT, MI	639,111	27. FORT LAUDERDALE, FL	182,760
3. BALTIMORE, MD	585,708	28. NASHVILLE, TN	715,884
4. MANHATTAN, NY	1,694,251	29. ELK GROVE, CA	176,124
5. SAN DIEGO, CA	1,386,932	30. ONTARIO, CA	175,265
6. OAKLAND, CA	440,646	31. CARY, NC	174,721
7. SAN FRANCISCO, CA	873,965	32. LANCASTER, CA	173,516
8. QUEENS, NY	2,405,464	33. PEMBROKE PINES, FL	171,178
9. NEW ORLEANS, LA	383,997	34. BROOKLYN, NY	2,736,074
10. JERSEY CITY, NJ	292,449	35. SAN JOSE, CA	1,013,240
11. LOS ÁNGELES, CA	3,898,747	36. RIDGEWOOD, NY	167,201
12. CHANDLER, AZ	275,987	37. HENRICO, VA	330,818
13. RENO, NV	264,165	38. OMAHA, NE	486,051
14. IRVING, TX	256,684	39. STOCKTON, CA	320,804
15. STATEN ISLAND, NY	495,747	40. TORRANCE, CA	147,067
16. SEATTLE, WA	737,015	41. DALLAS, TX	1,304,379
17. SCOTTSDALE, AZ	241,361	42. METAIRIE, LA	143,507
18. BOISE CITY, ID	235,684	43. MINNEAPOLIS, MN	429,954
19. CHICAGO, IL	2,746,388	44. PLANO, TX	285,494
20. HIALEAH, FL	223,109	45. VISALIA, CA	141,384
21. MIAMI, FL	442,241	46. ORANGE, CA	139,911
22. FONTANA, CA	208,393	47. THORNTON, CO	136,868
23. OXNARD, CA	202,063	48. STAMFORD, CT	135,470
24. FRISCO, TX	200,509	49. BAKERSFIELD, CA	403,455
25. CYPRESS, TX	190,895	50. PHOENIX, AZ	1,608,139

# Northeast

1st  
MOST  
UNCHURCHED  
REGION



## Top 5 Cities WITHOUT IFB CHURCH

1. HAMPSTEAD, NY | POPULATION 793,409
2. BOSTON, MA | POPULATION 675,647
3. BROOKHAVEN, NY | POPULATION 485,773
4. ISLIP, NY | POPULATION 339,938
5. NEWARK, NJ | POPULATION 311,594



- 9 cities with a population over 200,000 without an IFB Church
- Represents 28 out of the "Top 100" Red Cities in America
- Home to 3 out of the top 5 unreached States in America
- Population without IFB: 18,452,144

## 3 Most Needed

1. BRONX, NY | POPULATION 1,472,654
2. HAMPSTEAD, NY | POPULATION 793,409
3. BOSTON, MA | POPULATION 675,647

# Northeast

## By the State



### #1 New Jersey

Lost 17 Churches over last 10 Years; or 19%  
Currently reaching 3.9% of their Population

Most Needed Church Plant:

Newark: 311,549 People; 0 Churches



### #4 Massachusetts

Lost 16 Churches over last 10 Years; or 19%  
Currently reaching 4.9% of their Pop

Most Needed Church Plant:

Boston: 675,647 People; 0 Churches



### #5 New York

Lost 103 Churches over last 10 Years; or 30%  
Currently reaching 6.06% of their Pop

Most Needed Church Plant:

Bronx: 1,472,654 People; 1 Church

# Northeast

## By the State



### *#8 Rhode Island*

Lost 3 Churches over last 10 Years; or 16%  
Currently reaching 7.3% of their Population

Most Needed Church Plant:

Providence: 190,934 People; 0 Churches



### *#9 Maryland*

Lost 11 Churches over last 10 Years; or 11%  
Currently reaching 7.5% of their Pop

Most Needed Church Plant:

Baltimore: 585,708 People; 1 Church



### *#15 Connecticut*

Gained 7 Churches over last 10 Years; or 10%  
Currently reaching 10.6% of their Pop

Most Needed Church Plant:

Bridgeport: 148,654 People; 0 Churches

# Northeast

## By the State



### #20 Delaware

0 gained/lost Churches over last 10 Years  
Currently reaching 12.6% of their Population

Most Needed Church Plant:

Middletown: 23,192 People; 1 Church



### #24 Pennsylvania

Gained 10 Churches over last 10 Years; or 3%

Currently reaching 14.5% of their Pop

Most Needed Church Plant:

Allentown: 125,845 People; 1 Church



### #25 Vermont

Lost 7 Churches over last 10 Years; or 27%

Currently reaching 14.7% of their Pop

Most Needed Church Plant:

Burlington: 44,743 People; 0 Churches

# Northeast

## By the State



### *#26 New Hampshire*

Gained 2 Churches over last 10 Years; or 5%  
Currently reaching 15.61% of their Population

Most Needed Church Plant:

Manchester: 115,644 People; 3 Churches



### *#45 Maine*

Gained 16 Churches over last 10 Years; or 20%

Currently reaching 35.9% of their Pop

Most Needed Church Plant:

Portland: 68,408 People; 2 Churches



# Pacific

2nd  
MOST  
UNCHURCHED  
REGION



## Top 5 Cities WITHOUT IFB CHURCH

1. IRVINE, CA | POPULATION 307,670
2. ENTERPRISE, NV | POPULATION 221,831
3. SPRING VALLEY, NV | POPULATION 215,597
4. HUNTINGTON BEACH, CA | POPULATION 198,711
5. GLENDALE, CA | POPULATION 196,543

28 cities with a population over 100,000 without an IFB Church

Represents 38 out of the "Top 100" Red Cities in America

Home to 20 out of the "True Top 100" Cities in America

Population without IFB: 16,726,389

## 3 Most Needed

1. SAN DIEGO, CA | POPULATION 1,386,932
2. OAKLAND, CA | POPULATION 440,646
3. SAN FRANCISCO, CA | POPULATION 873,965



# Pacific

## By the State



### #2 California

Lost 25 Churches over last 10 Years; or 7%  
Currently reaching 4.07% of their Population

Most Needed Church Plant:

San Diego: 1,386,932 People; 3 Churches



### #6 Nevada

Gained 6 Churches over last 10 Years; or 19%  
Currently reaching 6.1% of their Population

Most Needed Church Plant:

Enterprise: 221,831 People; 0 Churches



### #10 Washington

Gained 10 Churches over last 10 Years; or 7%  
Currently reaching 9.86% of their Population

Most Needed Church Plant:

Seattle: 737,015 People; 3 Churches

# Pacific

## By the State



### #11 Oregon

Lost 2 Churches over last 10 Years; or 2%  
Currently reaching 9.9% of their Population

Most Needed Church Plant:

Gresham: 114,247 People; 0 Churches



### #14 Hawaii

Gained 8 Churches over last 10 Years; or 35%  
Currently reaching 10.6% of their Population

Most Needed Church Plant:

Honolulu: 350,964 People; 3 Churches



### #48 Alaska

Gained 1 Church over last 10 Years; or 2%  
Currently reaching 43.6% of their Population

Most Needed Church Plant:

Juneau: 32,255 People; 1 Church

# Southwest

3rd  
MOST  
UNCHURCHED  
REGION



## Top 5 Cities WITHOUT IFB CHURCH

1. LAKEWOOD, CO | POPULATION 155,146
2. WEST VALLEY CITY, UT | POPULATION 140,230
3. PEARLAND, TX | POPULATION 125,828
4. WEST JORDAN, UT | POPULATION 116,961
5. PROVO, UT | POPULATION 115,162

- 444 cities with a population over 5,000 without an IFB Church
- Represents 12 out of the "Top 100" Red Cities in America
- Home to 16 out of the "True Top 100" Cities in America
- Population without IFB: 7,811,478

## 3 Most Needed

1. CHANDLER, AZ | POPULATION 275,987
2. IRVING, TX | POPULATION 256,684
3. SCOTTSDALE, AZ | POPULATION 241,361



# Southwest

## By the State



### #3 Utah

Lost 22 Churches over last 10 Years; or 42%  
Currently reaching 4.5% of their Population

Most Needed Church Plant:

West Valley: 140,230 People; 0 Churches



### #12 Arizona

Gained 4 Churches over last 10 Years; or 3%  
Currently reaching 10.2% of their Population

Most Needed Church Plant:

Chandler: 275,987 People; 1 Church



### #18 Colorado

Lost 9 Churches over last 10 Years; or 6%  
Currently reaching 11.7% of their Population

Most Needed Church Plant:

Lakewood: 155,146 People; 0 Churches



### #19 Texas

Lost 47 Churches over last 10 Years; or 6%  
Currently reaching 11.89% of their Population

Most Needed Church Plant:

Irving: 256684 People; 1 Church

# Southwest

## By the State



### #30 Oklahoma

Lost 26 Churches over last 10 Years; or 16%  
Currently reaching 16.8% of their Population

Most Needed Church Plant:

Norman: 128,026 People; 1 Church



### #31 New Mexico

Lost 9 Churches over last 10 Years; or 10%  
Currently reaching 18.4% of their Population

Most Needed Church Plant:

Albuquerque 564,559 People; 12 Churches



### #42 Kansas

Lost 17 Churches over last 10 Years; or 9%  
Currently reaching 29.2% of their Population

Most Needed Church Plant:

Overland Park 191,011 People; 2 Churches

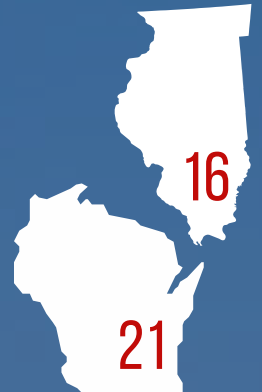
# Midwest

4th  
MOST  
UNCHURCHED  
REGION



## Top 5 Cities WITHOUT IFB CHURCH

1. LANSING, MI | POPULATION 112,644
2. DEARBORN, MI | POPULATION 109,976
3. MACOMB, MI | POPULATION 91,663
4. O'FALLON, MO | POPULATION 91,316
5. FLINT CITY, MI | POPULATION 81,252



21



35

37



943 cities with a population over 5,000 without an IFB Church



14 cities with a population over 75,000 without an IFB Church



Home to 4 out of the "True Top 100" Cities in America



Population without IFB: 15,221,268

## 3 Most Needed

1. DETROIT, MI | POPULATION 639,111
2. CHICAGO, IL | POPULATION 2,746,388
3. MINNEAPOLIS, MN | POPULATION 429,954

# Midwest

## By the State



### #7 Minnesota

Lost 2 Churches over last 10 Years; or 3%  
Currently reaching 6.31% of their Population

Most Needed Church Plant:

Minneapolis 429,954 People; 3 Church



### #16 Illinois

Lost 24 Churches over last 10 Years; or 8%  
Currently reaching 10.93% of their Population

Most Needed Church Plant:

Chicago 2,746,388 People; 12 Churches



### #21 Wisconsin

Gained 21 Churches over last 10 Years; or 16%  
Currently reaching 12.98% of their Population

Most Needed Church Plant:

Milwaukee 577,222 People; 4 Churches



# Midwest

## By the State



### #28 Iowa

Gained 1 Church over last 10 Years; or 1%  
Currently reaching 16.14% of their Population

Most Needed Church Plant:

Iowa City: 74,828 People; 1 Church



### #29 Missouri

Lost 35 Churches over last 10 Years; or 15%  
Currently reaching 16.6% of their Population

Most Needed Church Plant:

O'Fallon 564,559 People; 12 Churches



### #32 Michigan

Lost 2 Churches over last 10 Years; or %  
Currently reaching 18.9% of their Population

Most Needed Church Plant:

Detroit 639,111 People; 1 Church

# Midwest

## By the State



### *#35 Ohio*

Gained 46 Churches over last 10 Years; or 10%

Currently reaching 21.4% of their Population

Most Needed Church Plant:

Columbus: 905,748 People; 9 Churches



### *#37 Indiana*

Gained 10 Churches over last 10 Years; or 3%

Currently reaching 23.65% of their Population

Most Needed Church Plant:

South Bend 103,453 People; 1 Church

# Northwest

5th  
MOST  
UNCHURCHED  
REGION



## Top 5 Cities WITHOUT IFB CHURCH

1. CALDWELL, ID | POPULATION 59,966
2. BOZEMAN, MT | POPULATION 53,293
3. REXBURG, ID | POPULATION 39,409
4. WEST FARGO, ND | POPULATION 38,626
5. EAGLE, ID | POPULATION 30,346

13

23

27

33

40

47

50 cities with a population over 5,000 without an IFB Church

6 cities with a population over 25,000 without an IFB Church

Home to 2 out of the "True Top 100" Cities in America

Population without IFB: 623,943

## 3 Most Needed

1. BOISE CITY, ID | POPULATION 253,648
2. OMAHA, NE | POPULATION 486,051
3. MERIDIAN, ID | POPULATION 117,635

# Northwest

## By the State



### #13 Nebraska

Lost 18 Churches over last 10 Years; or 31%  
Currently reaching 10.45% of their Population

Most Needed Church Plant:

Omaha: 486,051 People; 3 Churches



### #23 Idaho

Lost 3 Churches over last 10 Years; or 5%  
Currently reaching 14.14% of their Population

Most Needed Church Plant:

Boise City 235,684 People; 1 Church



### #27 North Dakota


Lost 1 Church over last 10 Years; or 4%  
Currently reaching 16.04% of their Population

Most Needed Church Plant:

Fargo 125,990 People; 3 Churches

# Northwest

## By the State



### #33 South Dakota

Lost 2 Churches over last 10 Years; or 6%  
Currently reaching 19.17% of their Population

Most Needed Church Plant:

Sioux Falls: 192,517 People; 3 Churches



### #40 Montana

Lost 2 Churches over last 10 Years; or 3%  
Currently reaching 29.05% of their Population

Most Needed Church Plant:

Bozeman 53,293 People; 0 Churches



### #47 Wyoming

Lost 4 Churches over last 10 Years; or 7.8%  
Currently reaching 40.6% of their Population

Most Needed Church Plant:

Laramie 31,407 People; 1 Church

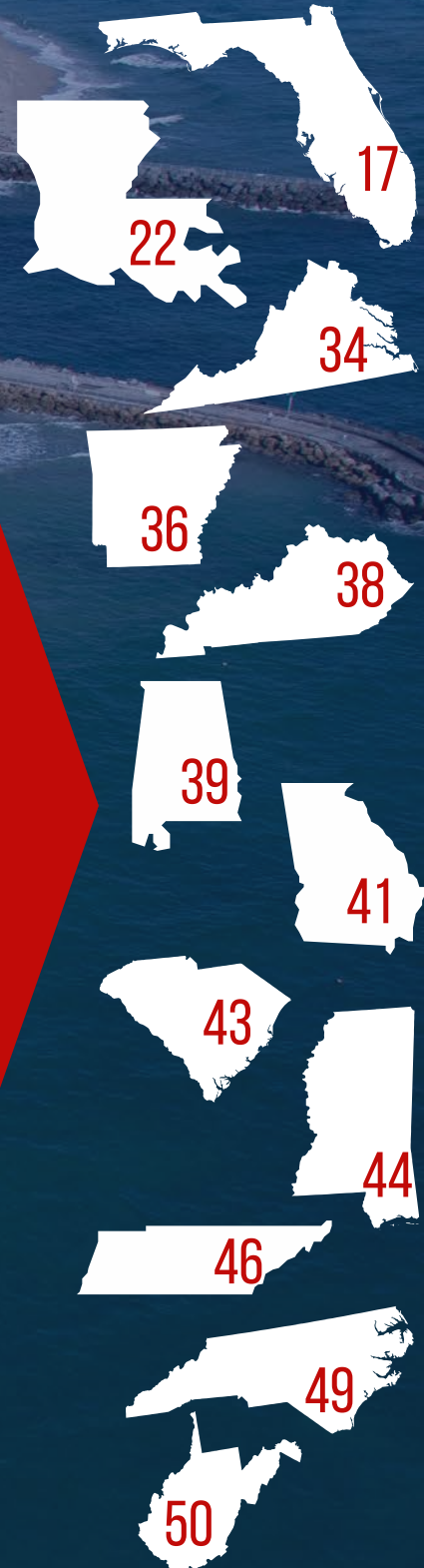
# South

6th  
MOST  
UNCHURCHED  
REGION



## Top 5 Cities WITHOUT IFB CHURCH

1. ARLINGTON, VA | POPULATION 238,643
2. HOLLYWOOD, FL | POPULATION 153,067
3. MIRAMAR, FL | POPULATION 134,721
4. CORAL SPRINGS, FL | POPULATION 134,394
5. CLEARWATER, FL | POPULATION 117,292



➤ 11 cities with a population over 100,000 without an IFB Church

➤ 838 cities with a population over 5,000 without an IFB Church

➤ Represents 18 out of the "Top 100" Red Cities in America

➤ Population without IFB: 15,283,873

## 3 Most Needed

1. NEW ORLEANS, LA | POPULATION 383,997
2. ARLINGTON, VA | POPULATION 238,643
3. HIALEAH, FL | POPULATION 223,109

# South

## By the State



### #17 Florida

Lost 31 Churches over last 10 Years; or 16%  
Currently reaching 16.8% of their Population

Most Needed Church Plant:

Norman: 128,026 People; 1 Church

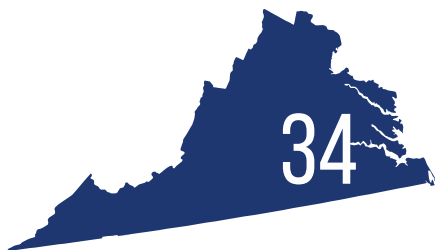


### #22 Louisiana

Gained 6 Churches over last 10 Years; or 5%  
Currently reaching 13.96% of their Population

Most Needed Church Plant:

New Orleans 383,997 People; 1 Church



### #34 Virginia

Lost 14 Churches over last 10 Years; or 4%  
Currently reaching 20.22% of their Population

Most Needed Church Plant:

Arlington 238,643 People; 0 Churches

# South

## By the State



### #36 Arkansas

Lost 13 Churches over last 10 Years; or 9%  
Currently reaching 22.58% of their Population

Most Needed Church Plant:

Little Rock: 202,591 People; 2 Churches



### #38 Kentucky

Gained 11 Churches over last 10 Years; or 5%  
Currently reaching 27.3% of their Population

Most Needed Church Plant:

Lexington 322,570 People; 6 Churches



### #39 Alabama

Lost 25 Churches over last 10 Years; or 8%  
Currently reaching 27.47% of their Population

Most Needed Church Plant:

Hoover 92,606 People; 0 Churches



# South

## By the State



### #47 Georgia

Lost 36 Churches over last 10 Years; or 6%  
Currently reaching 29.22% of their Population

Most Needed Church Plant:

Sandy Springs: 108,080 People; 0 Churches



### #43 South Carolina

Lost 5 Churches over last 10 Years; or 1%  
Currently reaching 33.12% of their Population

Most Needed Church Plant:

Mount Pleasant 90,801 People; 1 Church



### #44 Mississippi

Lost 4 Churches over last 10 Years; or 2%  
Currently reaching 35.8% of their Population

Most Needed Church Plant:

Biloxi 49,449 People; 1 Church

# South

## By the State

### #46 Tennessee

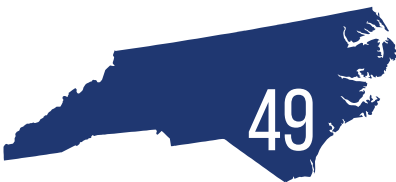


Gained 9 Churches over last 10 Years; or 2%  
Currently reaching 38.42% of their Population

Most Needed Church Plant:

Nashville: 715,884 People; 4 Churches

### #49 North Carolina



Lost 15 Churches over last 10 Years; or 2%  
Currently reaching 45.45% of their Population

Most Needed Church Plant:

Cary 174,721 People; 1 Church

### #50 West Virginia



Gained 9 Churches over last 10 Years; or 4%  
Currently reaching 66.9% of their Population

Most Needed Church Plant:

Morgantown 30,347 People; 1 Church