



FEATHERS



FROM PLAN A ----- TO PLAN B

Life is all about plan B

The word "FAITH" is rendered in a technical, architectural style. Each letter is composed of multiple parallel lines, creating a sense of depth and structure. The letters are set against a background of dashed lines that form a grid and perspective lines, suggesting a blueprint or a technical drawing. The overall aesthetic is clean, precise, and industrial.

FAITH

FROM PLAN A ----- TO PLAN B

**The most successful people are always
those with a plan B**

The word "FAITH" is rendered in a technical, architectural style. Each letter is composed of multiple parallel lines, creating a sense of depth and structure. The letters are set against a background of a grid of dashed lines, which is typical of a blueprint or technical drawing. The overall aesthetic is clean, precise, and industrial.

FROM PLAN A ----- TO PLAN B

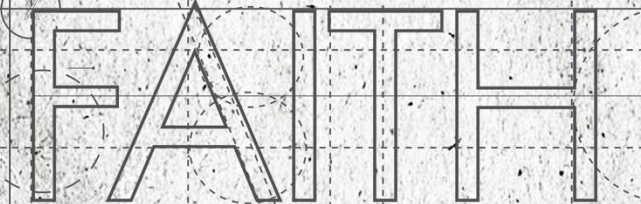
**If plan B doesn't work, don't worry there
are still 24 more letters in the alphabet.**

A technical drawing of the word "FAITH" in a bold, sans-serif font. The letters are outlined with solid lines, and dashed lines indicate the underlying grid and construction lines. A small circle is drawn around the top-left corner of the letter 'F'.

FAITH

FROM PLAN A ----- TO PLAN B

**Jesus saw their actions.
He noticed, He responded.**

A technical drawing of the word "FAITH" in a bold, sans-serif font. The letters are outlined with solid lines, and dashed lines indicate the underlying grid and construction lines. A small circle is drawn around the top-left corner of the letter 'F'.

FAITH

FROM PLAN A ----- TO PLAN B

**With faith you must maintain
an attitude of determination.**

The word "FAITH" is rendered in a technical, architectural style. Each letter is composed of multiple overlapping lines, creating a sense of depth and structure. The letters are set against a background of faint, dashed horizontal and vertical lines, suggesting a grid or blueprint. The overall appearance is that of a precise, engineered design.

FAITH

FROM PLAN A ----- TO PLAN B

**There must be action.
You can't be passive.**

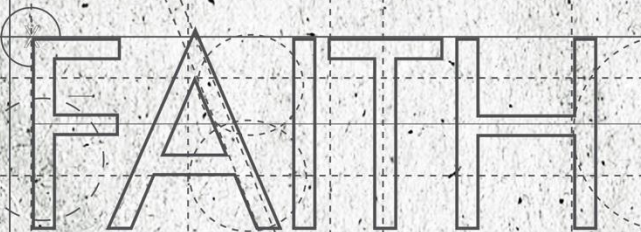
A technical drawing of the word "FAITH" in a bold, sans-serif font. The letters are outlined with solid lines, and dashed lines indicate the underlying grid and construction lines. A small circle is drawn around the top-left corner of the letter 'F'.

FAITH

FROM PLAN A ----- TO PLAN B

**Determination and action causes
the manifestation of breakthrough.**

**Determination will give room for
plan B, wisdom of God, favor from God,
miracles and strength to endure.**

A technical drawing of the word "FAITH" in a bold, sans-serif font. The letters are outlined with solid lines, and the interior is filled with a grid of dashed lines. The drawing is positioned on the left side of the page, with a vertical dashed line extending upwards from the top of the letter 'F'.

FAITH

FROM PLAN A ----- TO PLAN B

**Obedience is key when acting in plan B
faith. Let's climb up onto the roof.**

The word "FAITH" is rendered in a technical, architectural style. Each letter is composed of multiple overlapping lines, creating a sense of depth and structure. The letters are set against a background of faint, dashed horizontal and vertical lines, resembling a grid or blueprint. A small circle is visible on the left side of the drawing, and a dashed line extends from the top left towards the word.

FAITH

FROM PLAN A ----- TO PLAN B

**If (Decision)
Willing (Submission)
Obedient (Action)**

This is where the battle is.

will you submit to who or what?

FAITH

FROM PLAN A ----- TO PLAN B

**Plan B faith and obedience to God will
bring you to a place where acceptance
from God alone must be your only
priority...Why?**

A technical drawing of the word "FAITH" in a bold, sans-serif font. The letters are outlined with solid lines, and dashed lines indicate the underlying grid and construction lines. A small circle is drawn around the top-left corner of the letter 'F'.

FAITH

FROM PLAN A ----- TO PLAN B

If and when you need acceptance from others you will compromise and you will not stand boldly.

The word "FAITH" is rendered in a technical, architectural style. Each letter is composed of multiple parallel lines, creating a sense of depth and structure. The letters are set against a background of dashed lines that form a grid, suggesting a blueprint or a technical drawing. The overall aesthetic is clean, precise, and industrial.

FAITH

FROM PLAN A ----- TO PLAN B

**With plan B faith, most people
don't understand you.**

The word "FAITH" is rendered in a technical, architectural style. Each letter is composed of multiple parallel lines, creating a sense of depth and structure. The letters are set against a background of dashed lines, which are typical of a technical drawing or blueprint. The overall appearance is that of a precise, engineered design.

FAITH

FROM PLAN A ----- TO PLAN B

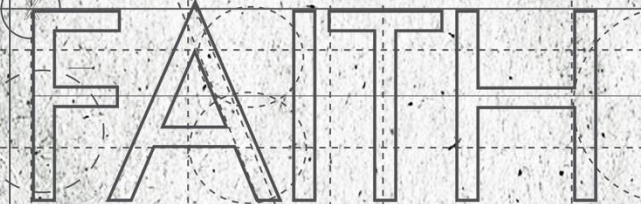
**Why is plan B faith so
hard to act out?**

A technical drawing of the word "FAITH" in a bold, sans-serif font. The letters are outlined with solid lines, and dashed lines indicate the underlying grid and construction lines. A small circle is drawn around the top-left corner of the letter 'F'.

FAITH

FROM PLAN A ----- TO PLAN B

- 1. It must be acted upon.**
- 2. You will be at odds with others.**
- 3. You will be pushed out of your comfort zone.**
- 4. You will be uncomfortable and afraid.**



FAITH

FROM PLAN A ----- TO PLAN B

James 2:17-22

A technical drawing of the word "FAITH" in a bold, sans-serif font. The letters are outlined with solid lines, and dashed lines indicate the underlying grid and construction lines. A small circle is drawn around the top-left corner of the letter 'F'.

FAITH

FROM PLAN A ----- TO PLAN B

**1. Your actions should never
compromise your integrity.**



FAITH

FROM PLAN A ----- TO PLAN B

**2. Your actions should respect
and follow natural order.**



FAITH

FROM PLAN A ----- TO PLAN B

**3. Your actions should be relative
to your faith level.**

A technical drawing of the word "FAITH" in a bold, sans-serif font. The letters are outlined with solid lines, and the interior is filled with a grid of dashed lines. A small circle is drawn around the top-left corner of the letter 'F'.

FAITH

FROM PLAN A ----- TO PLAN B

**4. Your actions should always be done
with right/proper motives.**

A technical drawing of the word "FAITH" in a bold, sans-serif font. The letters are outlined with solid lines, and dashed lines indicate the underlying grid and construction lines. A small circle is drawn around the top-left corner of the letter 'F'.

FAITH

FROM PLAN A ----- TO PLAN B