



Central Kids

Summer Field Guide

Week of August 16th

Over the next several weeks we are encouraging families to use this Field Guide to interact with your kids on Sunday morning or mid-week to learn catechism, *a collection of biblical truths in a question and answer format*. We will be using The New City Catechism curriculum to help construct a fun and creative way for your kids to memorize doctrine. Check out <http://newcitycatechism.com/videos> to learn more. These Field Guides are designed for family worship or devotional time. However, they can be used individually for older children.

HOW CATECHISM WORKS: Read the question and answer with your child and repeat. Then ask your child the question and have them give the catechism answer. The Field Guide offers additional activities to make learning fun and to help your children memorize God's Word.

MEMORIZATION TIPS: The key to memorizing is repetition. Be creative: turn it into a song, write it down, cut out the words and place them in order, use funny voices, or make up actions.

FAMILY WORSHIP: "Jesus Forever", by Austin Stone Worship. https://www.youtube.com/watch?v=GC565faDT_A

Catechism Question #48

QUESTION: What is the church?

ANSWER: A community elected for eternal life and united by faith, who love, follow, and learn from, and worship together.

Activity: What is in common?

Print out and cut up the Q48 Illustrations of the Church and pass them around. Hold back the illustration of a church building. Have your kids examine the first set of pictures (body, bride, group of people, flock of sheep) and see if they can find anything in common (be prepared for some strange answers?). Introduce Q48: "What is the Church?" Explain that the commonality between the pictures is that the Bible uses each of the pictures to describe what the church is like: a body, a bride, a chosen people, and a flock. Explain that we often think about the church as a building-now show the picture of the church building-but when we look at what the Bible says about the church, it definitely isn't talking about a building. The bible always talks about the church as a people rather than a place. It is a people chosen by God and called together into one body.

Activity: Paper Chain Church

Print out Q48 Paper Chain Template (at least one chain per child) and place them and markers in a box. Tell the kids that they are going to make a model of a church, and that you have all the supplies they need in the box. Ask them to guess what kinds of supplies they have in the box. They may guess popsicle sticks and glue, or other supplies needed to make a building. Open up the box and show them what's inside. Remind them that since the church is made up of people, a model of the church needs to be made up of people. Ask your kids to draw faces and clothes to represent people who make up a church. Ask what kinds of people are members of a church? The answer is, all sorts! Young and old, rich and poor, people from all different ethnicities, and people with different jobs. (This is a great project for your kids to do while you watch the sermon as a family!)

Watch

Watch this additional resource called "What is the Church? An Explanation for Kids."

<https://www.youtube.com/watch?v=INsNTdaBIG8>

Activity: Love your Neighbor

Ask your kids 2 questions: 1st question, how can they love their church family better? 2nd, how can we show God's love to those outside of the church? Write down your ideas and help your kids put some of these ideas into practice!

Catechism Question #49

QUESTION: Where is Christ now?

ANSWER: Christ rose bodily from the grave on the third day after his death and is seated at the right hand of the Father.

Activity: Famous Homes

Show your kids photos of famous houses. Example: Cinderella's Castle, Gingerbread House from Hansel and Gretel, a photo of your own home, the White House. Show them the photos one by one and ask them to guess who lives in each home. Tell them that each house is where someone lives; it is the physical location that they inhabit. Introduce Q49: "Where is Christ now?" Explain that this question will help them understand where Jesus Christ has been since leaving this earth.

Activity: Bible Study

Read Ephesians 1:15-23. Encourage your kids to join in. This part of Paul's letters is a prayer. Paul is praying that Ephesians Christians would know more and more about the power and greatness of God. Ask your kids to identify people they think that are really powerful. Ask them why they think this. Explain that there is no one more powerful than God, and this passage highlights just how powerful God is. God displayed his incredible power when he raised Jesus from the dead on the third day after he was crucified. Show where Paul says this in verses 19 and 20. God the Father also did more than raise Jesus from the dead; he caused him to ascend into heaven! Emphasize that when Jesus rose from the dead, he had a body. People walked and talked with Jesus, he slept and felt pain, and he ate food. In those respects, his body was just like ours. But after his resurrection, he could do things we could not do, like walk through walls! We too will one day receive a resurrected body.

Remind the kids that Jesus stayed on earth for 40 days after resurrection. Jesus (in his body) went back to heaven to sit at the right hand of God the Father. Explain that the right hand of God is a special position of honour. God gave Jesus authority over all things. Read verse 22 again; what was Jesus made the head of? Jesus is the head of the church, which is described in verse 23 as Christ's body. God gives his son Jesus to be the head of the church with all his power and authority. Ask your kids what role the head plays for a body.

Prayer

Pray together that we may rejoice that Jesus is seated at the right hand of the Father in heaven and that we might know the hope of eternity that the resurrection brings. Pray for members of the church, and pray for opportunity to tell others about Jesus.



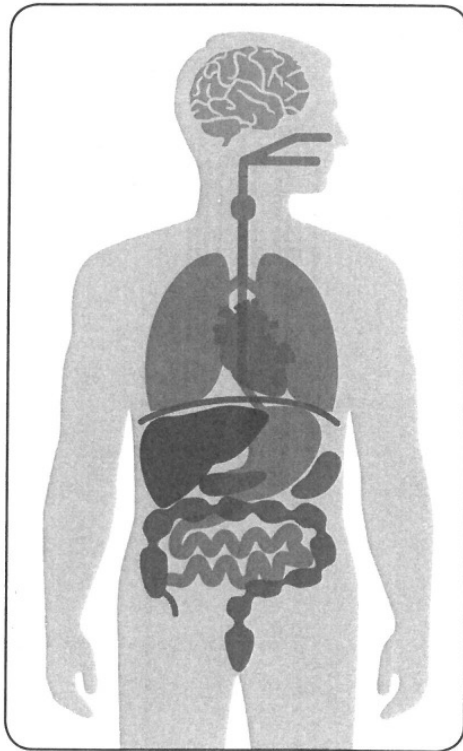
Discuss - Sometimes your child may have additional questions. Here are some possible questions that may come up:

Can people who do not trust in Jesus be members of God's church? Explain that people who do not trust in Jesus can come to the church building and discover more about Jesus and God. But for God to consider them members of his church, they must trust in him for salvation.

Aren't there some countries where it's illegal for Christians to meet together? Tell them that when it is illegal for Christians to meet together, they often do in secret. This is how important it is to come together as a church.

If Jesus is in heaven, how can he be with us here on earth? Explain that, bodily, Jesus is seated at the right hand of God the Father in heaven, but he also promised to be with all Christians through the Holy Spirit.


Q48 | Illustrations of the Church





Q48 | Paper Chain Template

Fold on the dotted lines. Cut on the solid lines.



Maze: Ascension

Follow the cloud path to Jesus.

