

# Registering Via Our App









# Step 1:

1. Open the Calvary App

2. Locate the “Give” Tab at the bottom





\$0

Frequency

One-Time


Weekly


Monthly


Eve


Enter a dollar amount to make a gift.


Next

Home

Bible

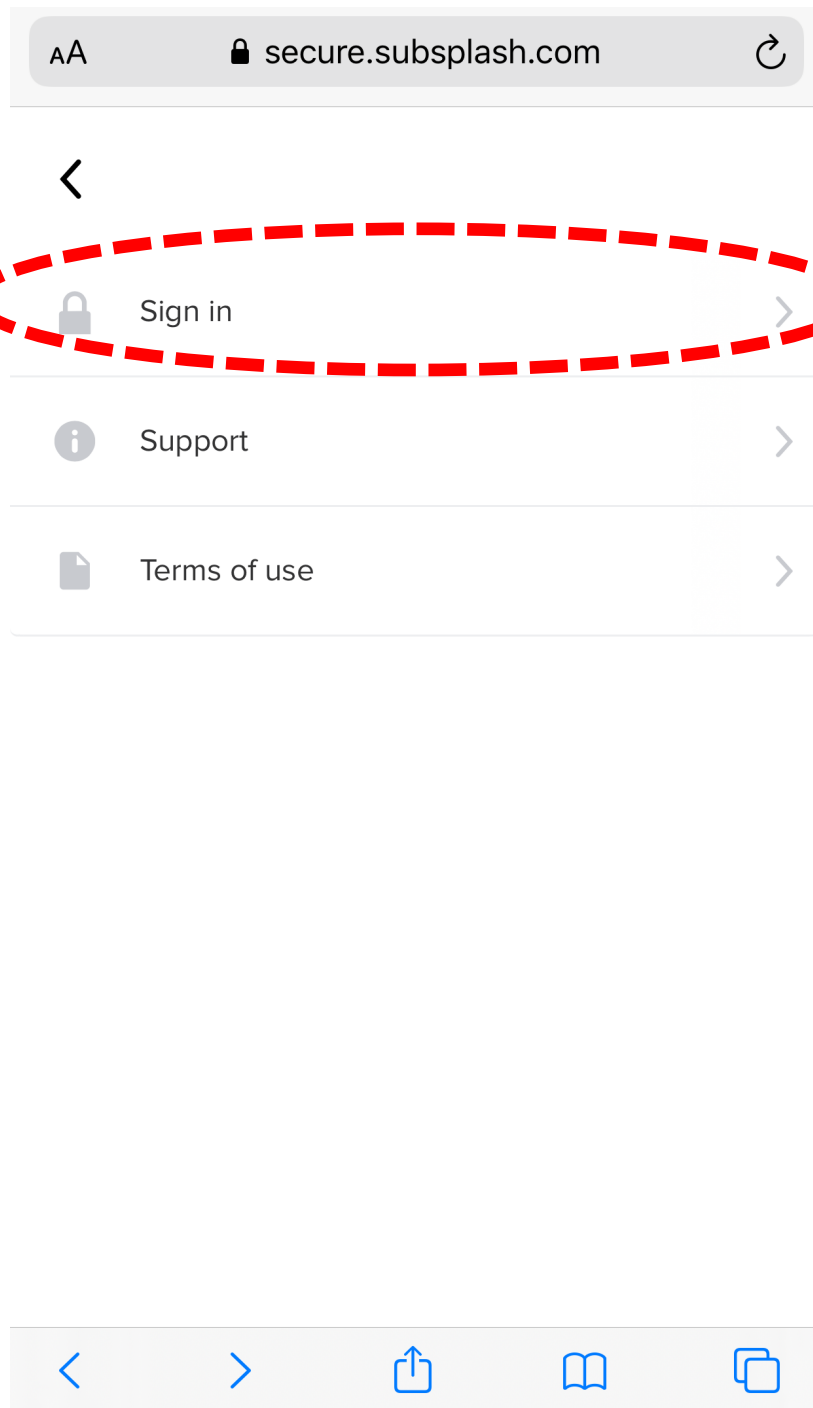
Give

Media

Events

## Step 2:

Tap the Black icon in the upper right corner



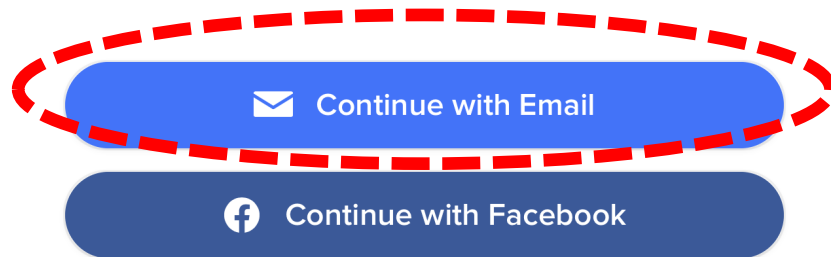
# Step 3:

Select, “Sign in”

Calvary Missionary Baptist Church of Houston

**Let's get started.**

Choose an option to sign up or log in.



SUBSPLASH®

## Step 4:

We recommend sign in with email.

Select, **Continue with Email**

Log in

Sign up

**Welcome back**

Email address

Password

[Forgot Password](#)

Log in

SUBSPASH®

© 2020 Subsplash, Inc.

# Step 5:

Click the tab, “Sign up”

Log in

Sign up

## Create a new account

First name

Last name

Email address

Create password

Confirm password

By clicking on Create account, you agree to **Subsplash's**  
**Terms of Use** and **privacy policy**.

Create account

SUBSPASH®

# Step 6:

1. Enter the Requested  
Information

2. Click, **Create  
Account**

**That's It!**  
**You Are Now Registered to Give**