


# JESUS FEEDS 5,000



1 kid's faith = 5,000 fed

## KEY VERSE

Then Jesus took the loaves, and when he had given thanks, he distributed them to those who were seated; so also the fish, as much as they wanted.

John 6:11

## STORY AT A GLANCE

### Jesus

- Talks to disciples on a mountain by the Sea of Galilee, with a big crowd of people below.
- Provides more food than people can eat, as he made more wine than people could drink at the wedding at Cana.
- This is his 4th of 7 miraculous "signs" in the Gospel of John. It is the only miracle story recorded in all 4 Gospels.



### Crowd

- Want to see Jesus because they have heard about him healing the sick.
- Have nothing to eat after following Jesus out of town and into the wilderness.
- Believe that Jesus is a powerful prophet after seeing this sign.
- Want to try to make Jesus king, but Jesus knows that's not why he has come to earth (Jn 6:15).



### Loaves and Fish

- Refers to the 5 loaves of barley bread and 2 fish that a boy gives to Jesus (Jn 6:9).
- Bread is important to Christianity. It is used in communion, and Jesus calls himself the "bread of life" (Jn 6:35).
- Elisha multiplied barley loaves to feed 100 people (2 Kings 4:42-44).



### Disciples

- Follow Jesus to learn from him and to help him teach.
- Not earning any wages, largely supported by a group of generous women (Lk 8:1-3). Don't have a fraction of the money it would take to feed everyone.
- Want to help Jesus, but don't know how.



## Supplies:



Holy Moly DVD



Holy Moly Leaflets



Connect Bibles



Scissors



Markers



Clear Tape



Wrapped Candies



Pennies



Basket or Bowl

(10–15 min.)

## DISCOVER

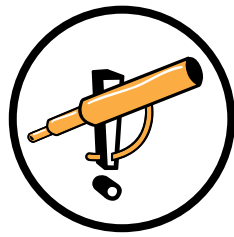
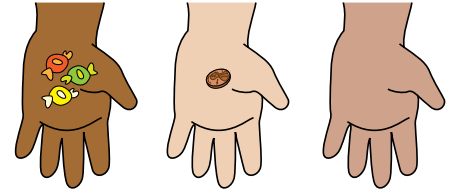

### Get Ready

Place wrapped candies and a few pennies (not enough for everyone) in a small basket to help kids think about what happens when things are scarce. Invite kids to pass the basket until you say, “Stop.” The kid holding the basket takes 3 candies or 1 penny. Continue until the basket is empty. Invite kids to trade. Ask questions. Then collect candies and pennies or distribute equally.

- How does it feel if you have nothing?
- If you have candy, do you want to share? Why or why not?
- Is the candy or the money worth more?

### Introduce the Characters

- Large crowds of people are following Jesus, who has been teaching and healing people.
- They have heard Jesus has done things that don’t seem possible and are wondering what that means.
- It’s been a long afternoon. People are getting hungry.
- You’ll see Jesus’ disciples who aren’t certain how to help the people.
- One young boy remembered to bring his lunch—5 loaves of bread and 2 fish.



### Play the Jesus Feeds 5,000 Video



**Watch what happens  
when people think  
there isn't enough food  
for everyone.**

*If time permits, watch it again!*

(5–10 min.)

## RELATE

### Talk about the Jesus Feeds 5,000 Video

- Why were the crowds gathering?
- Why were the people who had food afraid to eat it?
- How does Jesus fix this problem?
- What happened when Jesus shares the food? What about when the man shares his sandwich?
- I wonder what would have happened if the boy didn’t give Jesus his food.
- What happens when you share what you have?
- What is most surprising about this story?



(5–10 min.)

## CONNECT

### Open the Connect Bible

Help kids find and mark John 6:11 on s 1219-1220.

- The Bible is filled with stories about food, especially about bread. The Old Testament talks about a special bread from heaven that we call manna (Exodus 16:1-8). In the New Testament, Jesus told his disciples that he is the bread of life (John 6:35). Find and circle *bread from heaven* and *bread of life*.

Do the John 6:1-14 Connect Bible activity on page 1219.

- What is the biggest group you’ve ever eaten with?
- Who made sure there was enough food for everyone?
- What do you do with leftover food?




(20-30 min.)

# CREATE

**BASKETS OF FOOD:** Kids make a basket and fill it with ideas for responding to need and to plenty.



1




Have kids answer questions on the loaves and fish.

## Holy Moly!

It can be scary when you think there isn't enough of something for everyone. Jesus told the crowd they could have as much as they wanted.

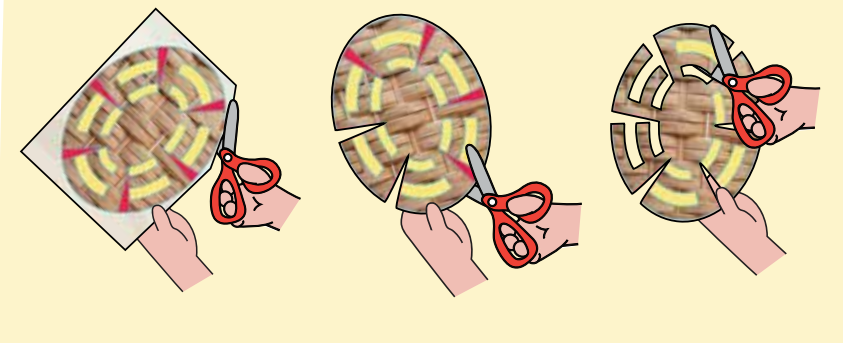
- I wonder if the people believed that what Jesus said was true.
- What do you do when you worry you won't get something you need?
- What can you do when you realize you have more than enough?

2




Cut out the 2 fish and 5 loaves of bread. Set aside.

3



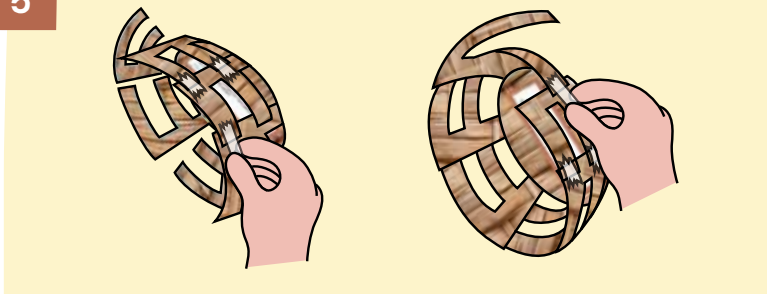
Cut out large oval shape. Cut out red triangles. Cut out remaining yellow spaces to reveal 6 large F shapes.

4



Flip to side with Bible verse. Fold F shapes toward center.

5



Tape F shapes together. Tape middle strip of 1 F to next middle strip. Tape top strip of 1 F to next top strip. Continue around basket.

CONTINUES...





**Put your fish and bread loaves  
in your basket.**

## Holy Moly!

Some of the people in the crowd brought food. Some didn't. Jesus showed the disciples how to help people share.

- Who has helped you when you've been hungry?
- Have you ever donated food to a food shelf?
- Why and how does your church help people who don't have enough to eat?

## ACTIVITY TIPS

### Fewer kids?

Use small lumps of quick-drying modeling clay to make 5 loaves of bread and 2 fish. Place them in the offering at your worship service to remind everyone of the big miracle that happened!

### Less time?

Pre cut the basket templates.

### More kids?

Bring a basket to keep in your meeting space. Kids work in pairs or trios to make extra loaves and fishes, writing a short prayer of thanks on each. Draw a prayer from the basket when you meet again.

### More time?


Cut lengths of yarn to weave into your basket to make it stronger. Start at the base. Go over, under, over, under around the basket until you get to the top. Tape end of yarn to basket.

## CLOSING PRAYER

**Dear God,**

**For the food we eat and the people we meet,  
For the ways that we care and the ways that we share,  
We give you thanks, O God!**

**Amen!**



**ho!Y  
mō!y**

