

CONNECTING @ VLCC

WELCOME TO OUR WORSHIP CELEBRATION!

We're glad you're here **TODAY!**
Sermon Series – Chosen & Scattered
Conduct as New People 1 Peter 1: 13-25



If you are a guest with us today, please come over and visit our **Welcome Table**. We have a special gift for you!



K.R.E.W (Kids Radically Experiencing Worship) Toddlers-5th grade
 Parents check the **website and app** for this Sunday's pdf notes and curriculum! www.vlccidaho.org



"LAST" ONLINE YOUTH GROUP TONIGHT 6:30 PM Middle school & high school students join us on zoom.us 208-947-5683. Any questions contact Brian Codol (714-299-2998 or codol@att.net).

Stay tuned for future SUMMER EVENTS!



PRAYER ZONE - You are invited to have someone pray for you by using our email address info@vlccidaho.org This site is secure and confidential.



ONLINE MEN'S BIBLE STUDY FRIDAY MORNING, 5/29, 6 AM

Join us as we study Pastor Vinnie's sermon each week. Download Zoom on your smartphone or cpu www.Zoom.us, member id 702-752-720 For more information contact David Folk (208) 856-0324, davidwfolk@gmail.com.



GROWING @ VLCC

BOARD NOMINATIONS DUE MAY 31ST.

In your bulletin you will find a nomination form, prayerfully consider your nominees and place the form in the box at The Welcome Table.

Annual Congregational Meeting
Sunday, June 28th.



THE CHOSEN is the first-ever multi-season series based on the true stories of the gospels of Jesus Christ. Download on your smartphone or computer and watch season 1, **episode 6** and then tune in on www.zoom.us, (2089475683), **Tuesday, May 26th, 7 PM** to discuss and ask questions.



ONLINE PRAYER TIME-WEDNESDAYS 7:00 PM

Connect with us www.zoom.us, member id 2089475683
 How can we be **PRAYING** for you right now?



CONGREGATION CELEBRATIONS AND CONCERNS

Prayer for our **MISSION Partners, Jon & Charrise Mathew & family** (Church Plant, Compton Ca), **Billy Mogensen & family** (CRU-Boise State), and **Boise Rescue Mission**.

Pray for Our **Military**:

- *Mike Austin (Jim Jasper's cousin) California
- *Marcus Bartolome (Melonie Ziegler's son) California
- *Amber Martin (Jason's sister-in-law) Ft. Lewis
- *John Reber (Bernice Reber's son) Georgia



EVENTS & SERVING @ VLCC



VBS Volunteers needed!

- 1 Preschool Leader
- 2 Preschool Helpers
- 1 Older Boy Group Leader
- 6 Group Helpers
- 4 Bible room Helpers
- 2 Outdoor Game Helpers



Online registration **OPEN** www.vlccidaho.org OR see Miss Dawn at The Welcome Table to sign up **TODAY!**

ALL ABOARD FOR FUN AT VBS!

July 12th-16th 6:00-8:30 PM

ROCKY RAILWAY-Jesus power pulls us through!



GRADUATE RECOGNITION JUNE 7TH

CELEBRATE FATHER'S DAY, JUNE 21ST.

Outdoor worship, lunch & yard games here @ Valley Life! You're invited to join us for a time of celebrating Dad's! **Invite a friend, co-worker, neighbor & family.**



GENERAL FUND	Given	Budget
May 17	\$3,324	\$3,867
May 2020	\$14,298	\$15,468
Year to Date	\$184,333	\$170,862

If you call VLCC your home church, we encourage you to join a ministry team. Much of what we do here happens through the work of volunteers. Take some time to consider the opportunities .



WELCOME TO VLCC!

Thank you for joining us today!

Here at Valley Life, you're part of a family. We've made it easy for you to get connected with the Valley Life family through Connecting Events, Community Groups, Adult Classes, K.R.E.W., and Youth Group. These opportunities and many others are awesome ways to build great relationships and grow in faith. So, join us. We invite you to discover the adventure and celebrate your life in Jesus!

FOR OUR ONLINE SERVICE TODAY:

- The **PRAYER ZONE** is located at info@vlccidaho.org. Please email any praise or prayer concerns. This site is secure and confidential.
- Our **COMMUNICATION CARD** is a way for us to welcome our visitors, hear from our regular attenders with any change of address, phone, email, etc. Please visit our **Welcome Table** in the Lobby.

CHURCH BOARD

Elders			Deacons		
*Carl Alberda VP	Q-T	208-340-2507	Micah Crawford		208-908-3290
*Brian Codol	Youth	714-299-2998	Bev Donahue - Secy		208-891-9570
*Steve McCandless	C-D	208-880-6592	Jim Jasper		208-921-1163
*Kevin Whipple	E-H	406-217-3567	Jon Wester - Chrm/Trea		208-999-7028
Brandon Torres	I-K	704-305-5093			
Jim Evenhouse	U-Z	208-468-7870	24/7 Phone line		208-204-4115
Jason Martin	A-B	208-949-8014	text or call		
Nick Duncan	L-M	208-891-1833			
David Whitehead	N-P	208-801-3642			

If you need spiritual care, prayer, counsel or have concerns or questions please call your care elder (see above).

* Current elders and previous elders have stepped up to help with our congregation care.

Plugging in at Valley Life Community Church

Our walk with God is a lifelong journey and we don't get there overnight. Our mission at VLCC is to make this journey together. Though each person's steps are going to be different, the basics remain the same:

- ▶ **CONNECTING with God.** It all starts with a relationship with God. We strive to keep connecting with God and other believers through our weekly worship celebration and other opportunities for godly fellowship.
- ▶ **GROWING in Christ.** Once we connect with Him, we will want to grow to be like Him. Community Groups are the best way to grow at VLCC. We also offer classes on Sunday mornings and evening.
- ▶ **SERVING Others.** With Christ as our role model, serving flows as the next natural step. Serving displays our gratitude for what God has done for us. Joining a ministry team is a great way to serve here at VLCC.

All songs used by permission CCLI #940310

CONTACT INFORMATION

CHURCH STAFF and MINISTRY LEADERS

Pastor	Vinnie Hanke	208-939-7557/office
Secretary	Phyllis Crist	208-939-7557/office
Children's Ministry Director	Dawn Joseph	208-899-7452/cell
Music Ministry Director	Kathy McCandless	208-899-7451/cell
Custodian	David Joseph	208-899-5096/cell
Adult Bible Study	Dan Schuch	503-509-5185/cell
Disability Advocate	Renee Karel	208-794-2616/cell
Facility Management	Jim Jasper	208-921-1163/cell
Greeters	Brad Cox	208-860-3292/cell
Meals Coordinator	Karen Crawford	208-440-6560/cell
Men's Bible Study	David Folk	208-856-0324/cell
Prayer Ministry Coordinator	Rebecca Martin	208-880-8563/cell
Sound/Media	Nick Bernard	208-615-7720/cell
Student Discipleship	Brian Codol	714-299-2998/cell
Student Discipleship	Jason Martin	208-949-8014/cell
Welcome Table/Coffee Set Up	Phyllis Crist	208-939-7557/office

WEEKLY CALENDAR

DATE	EVENT	LOCATION	TIME
SUN 5/24	WORSHIP CELEBRATION DRIVE UP SERVICE/88.5FM YOUTH GROUP	Worship Center Parking Lot Online	10:00 AM 10:00 AM 6:30 PM
MON 5/25	MEMORIAL DAY!		
TUES 5/26	"THE CHOSEN" EPISODE 6 DISCUSSION TIME	Online	7:00 PM
WED 5/27	PRAYER TIME	Online	7:00 PM
THUR 5/28	PRAISE TEAM REHEARSAL	Worship Center	6:30 PM
FRI 5/29	MEN'S BIBLE STUDY	Online	6:00 AM
SAT 5/30			
SUN 5/31	WORSHIP CELEBRATION DRIVE UP SERVICE /88.5FM YOUTH GROUP	Worship Center Parking Lot Online	10:00 AM 10:00 AM 6:30 PM



Welcome to our
Worship Celebration!

Welcome & Announcements

Songs of Praise

Message: Pastor Vinnie

Parting Blessing



May 24, 2020– 10:00 AM

6325 N. Locust Grove Rd.
Meridian, Idaho, 83646
(208) 939-7557
www.vlccidaho.org



Sunday May 24th, 2020
Pastor Vinnie Hanke
1 Peter 1:13-25
Holy Conduct as New People

Introduction

Greet one another and Pray together before you begin discussion.
Read 1 Peter 1:13-25

Discussion

1. Take a moment to share one joy & one challenge from your week.
2. What was the Main Idea of Sunday's message? What does it mean?

Examination

3. Recap what "Therefore" in this passage is referring to.
4. What two images does Peter use to describe God in vs. 17? How do these images inform our understanding of hope?
5. What are the passions of former ignorance and the futile former ways Peter says we have been rescued from?
6. What, according to Peter, is the cost of our salvation?

Application

7. What does it mean to live a holy life? What are the obstacles that you face to holiness?
8. How does Peter's description of our former life help us to have compassion on those in our life that don't believe?
9. What changes in your life need to happen in order to reflect a greater gratitude to God for your salvation?



Sunday May 24th, 2020
Pastor Vinnie Hanke
1 Peter 1:13-25
Holy Conduct as New People

Introduction

Greet one another and Pray together before you begin discussion.
Read 1 Peter 1:13-25

Discussion

1. Take a moment to share one joy & one challenge from your week.
2. What was the Main Idea of Sunday's message? What does it mean?

Examination

3. Recap what "Therefore" in this passage is referring to.
4. What two images does Peter use to describe God in vs. 17? How do these images inform our understanding of hope?
5. What are the passions of former ignorance and the futile former ways Peter says we have been rescued from?
6. What, according to Peter, is the cost of our salvation?

Application

7. What does it mean to live a holy life? What are the obstacles that you face to holiness?
8. How does Peter's description of our former life help us to have compassion on those in our life that don't believe?
9. What changes in your life need to happen in order to reflect a greater gratitude to God for your salvation?

5

Philip and the Man from Ethiopia

Scripture

Acts 8:26-39

Focus

The Holy Spirit helped Jesus' followers bring the good news to all people.

Faith Nurture Goals

- Reenact Philip telling the man from Ethiopia about Jesus.
- Sense the importance of telling others about Jesus.
- Tell others about Jesus.

Memory Challenge


Matthew 28:19-20

Reflection: Getting into the Story

Now we are ready for the third big movement of gospel proclamation. Remember that Jesus had said, "You will be my witnesses in Jerusalem, and in all Judea and Samaria, and to the ends of the earth" (Acts 1:8).

That begins to unfold, step by step, just as Jesus had said. After Stephen was killed in Jerusalem, Philip preaches about Christ in Samaria (8:4-25). Next, "an angel of the Lord" directs Philip to a desert road leading from Jerusalem to Gaza. There Philip meets an Ethiopian eunuch and the Holy Spirit tells Philip to talk with him. You can't get more toward "the ends of the earth" than that.

The man seems to have been a convert to Judaism. As such he would have come to Jerusalem to worship in the temple. But because he was a Gentile, and a castrated male, he wasn't even allowed into the temple precincts. Jewish law banned such people from temple worship. He was deeply hungry for God, but God's own law seemed to push him away. Though he was an important official of the queen of Ethiopia, he probably experienced serious prejudicial treatment.



The man is reading from a scroll that contains Isaiah 53, the famous passage that so wonderfully prophesies about Jesus Christ: "He was led like a sheep to the slaughter, and as a sheep before its shearers is silent, so he did not open his mouth." (I've always wondered if this man had been present in Jerusalem during Jesus' death and resurrection, and if that was what piqued his interest in this passage.)

It was customary for Jews in that day, and for many today, to read the Bible out loud. Philip hears him reading and asks if he understands what he is reading. "How can I," the man from Ethiopia says, "unless someone explains it to me?" Taking a seat alongside him in the chariot, Philip takes the opportunity to explain how this important Scripture speaks about Jesus, the suffering servant of God and the Savior of the world. So the Holy Spirit used both Scripture itself and Philip's explanation of it to bring this man to faith in Jesus Christ.

Strangely, it's the man from Ethiopia who asks to be baptized. He must have been very familiar with the recent religious movements around Jerusalem, including John the Baptist,

to make a request like that. Philip, not knowing if they would ever meet again, baptized him on the spot.

This astounding story deeply informs us about how the gospel works. It tells us that the Bible often needs to be explained. It also tells us again what we have seen all along in Acts—that this is a movement directed and empowered by the Holy Spirit. The Spirit is leading the way.

Even though we often need some explanation of God’s Word (preaching), when the Holy Spirit speaks through it directly to the human heart, Scripture packs divine power to transform. The gospel (the story of God’s saving love), says Paul, “is the power of God that brings salvation to everyone who believes” (Rom. 1:16). That same power brought the Ethiopian eunuch to faith in Jesus Christ.

Wondering

- What was an Ethiopian eunuch doing in Jerusalem?
- How has the Spirit spoken to you?
- Was the man from Ethiopia ready to be baptized? We usually require some kind of preparation period.

Teaching

- Today, you get to do exactly what Philip did: come alongside this group of kids and help them “understand what they are reading.” Pray for the Holy Spirit to give you the words to help them understand and believe.

General Materials

Each session of *Dwell* includes specific materials you’ll need for teaching it, such as printable pages or props to use for telling the story. In addition, you’ll want to keep a stash of the usual church school teaching supplies: Bibles, scissors, glue, markers, pens or pencils, newsprint/board, and the like, including a CD player or MP3 player and the *DwellSongs*.

Session at a Glance

Steps	Time	Activities	Session-Specific Materials	Multiple Intelligences
Gathering for God’s Story	15-20	Praise and prayer	<input type="checkbox"/> Songs: “He Is the King of Kings,” “Go!”	Aa
Entering the Story	10	Story	<input type="checkbox"/> Story symbol, session 5 (printable page 56)	Aa
Living into the Story	10	Pairing for sharing	<input type="checkbox"/> Blue blanket, sheet, or tablecloth; optional	Aa
Living Out of the Story	10	Scrolls Prayer squares	<input type="checkbox"/> Scrolls (printable page 67), one per person <input type="checkbox"/> 8” (20cm) lengths of yarn or ribbon, one per person <input type="checkbox"/> Show and Share papers, session 5	Aa

Step 1 Gathering for God’s Story

Welcome kids with a smile, a touch, or a handshake—and always by name. Welcome any visitors by introducing them to the group and having kids shake their hands. Or break into a rousing round of applause to welcome them!

Start the session by asking kids to think of all the ways people use water. Help get their mental juices rolling by suggesting a few ways you use water too! Print their responses on a sheet of newsprint.

When you have a variety of responses and everyone has had a chance to share, ask the following questions:

- **Which of the words suggest water being used to clean?** (As they respond, use a bright color to draw a circle around those words.)
- **Which of the words suggest water being used to maintain plant, animal, or human life?** (As they respond, circle those words with another bright color.)
- **Are there any words that suggest water being used just for plain old fun?** (Don't circle those words.)

Look at the words that are circled. Explain that in today's story, water is used in a very important way—as a sign for cleansing and also as a sign for life. Invite kids to be thinking about those uses of water during the story.

Then open with prayer, using your own words (you may wish to ask kids for prayer requests first) or the following prayer:

Dear God, we want to thank you today. Thank you for each person here. Thank you that we are part of your family. Thank you for Jesus and for the Holy Spirit. We want to praise you today. We praise you for Jesus and for the gift of the Holy Spirit. Bless us now as we learn more about you. Help us to learn what you want to teach us. In Jesus' name, amen.

Invite kids to stand and join in the praise litany, repeating each line after you and clapping along to the rhythm of the words.

**Hallelujah, praise the Lord.
Praise him with each note and word.
Praise that Jesus did arise,
Praise that Jesus is alive!
Praise that Jesus lives above,
Lord of all! Lord of love!
Praise him that the Spirit came—
giving power in Jesus' name.
Hallelujah! Praise the Lord!
Hallelujah!**

Tip

If you have a child with a physical limitation, choose a way of singing "He Is King of Kings" in which the child can participate fully with his or her peers.

Sing "He Is the King of Kings." (Instead of using the cue cards from session 1 or the sign language you may have created in session 2, try singing the song like this: begin the song while sitting down and then stand up and quickly sit again each time you sing a name for Jesus.)

Sing the Scripture song "Go!" (for actions, see page 50). After singing the words, say the verse together. Begin, stopping every three or four words to have kids say the next word. Finally, say it all the way through together.

Recall with your group that these are the words Jesus spoke to his disciples—giving them a very important job: to go and tell others about Jesus. Ask kids to think about why Jesus gave that job to the disciples. **What made the disciples the very best people to do that particular job?** (*They knew Jesus. They saw him do miracles. They saw him killed and put on the cross and they saw him several times after he arose. They watched him go into heaven. No others knew Jesus like they did. They believed in Jesus. They loved him.*)

Step 2 Entering the Story

Show the kids the story symbol for this week and ask them to describe it. Explain that long before Bibles were printed on printing presses in large amounts, the words of Scripture were handwritten on paper and rolled up on long sticks. These are called scrolls. Whenever we

read in the Bible that someone was reading Scripture, they didn't have a book like ours in their hands—they had a scroll. Tell the kids that someone in today's story is reading one of the scrolls.

Open your Bible to Acts 8. Show kids the book in the Bible in which the story is found and point out that the story begins with verse 26.

Greet the story together:

Storyteller: Your word is a lamp to my feet

Listeners: and a light for my path.

Read verse 26 aloud, and then set your Bible on your lap as you continue.

The story follows:

Yes, Philip was one of Jesus' disciples to whom Jesus said: (*have the children recite Matthew 28:19 with you*). And that's what Philip was busy doing—telling people the good news about Jesus—when an angel of the Lord told him to get up and go south on the desert road.

I wonder what Philip thought of that message. All the angel told him was to take a certain road—not why or where he was going. What would you think if your mom or dad told you to walk down a certain street—but didn't tell you why? (*Pause for responses.*)

Philip recognized that it was an angel of the Lord who had spoken to him. He knew God had a plan, and he wanted to obey. So he got up and went. The road into the desert was quiet. Philip had lots of time to think—lots of time to ask the Holy Spirit to help him know what to do and what to say on this mysterious adventure.

Soon he saw a chariot up ahead. He noticed a man from Ethiopia sitting in the chariot. The man was reading the book of Isaiah from a scroll. He had been in Jerusalem and was on his way home.

The Holy Spirit gave Philip another mysterious message: "Go to that chariot and stay near it."

I wonder if Philip felt a little funny trying to stay near the chariot without knowing why he was hanging around. How would you feel doing that? (*Pause for responses.*)

Philip ran up to the chariot. As he got closer, he could hear the man's voice reading from Isaiah. So he asked the man, "Do you understand what you're reading?"

The man answered, "How can I, if I don't have anyone to explain it to me?"

Philip climbed into the chariot and sat down beside the man. Now Philip knew why he'd been sent to that lonely road!

The man continued reading the scroll. He read things like this: "They led him like a sheep that is going to be killed. . . . They killed him unfairly. . . . His life was taken from him. . . ."

Then he blurted out, "Who are they talking about? Who was killed? Why did they kill him?"

Philip knew the answers to those questions, and he was eager to explain.

Do you know who the man was reading about? How would you explain who was killed and why? (*Pause for responses.*)

Yes, that's exactly what Philip explained to him. He told the man that Isaiah was talking about Jesus. Then he shared the great news about Jesus dying for our sins, rising from the dead, and returning to heaven where he rules over the whole earth! The man from Ethiopia began to smile. He was beginning to understand. It made sense! He believed in Jesus right there in his chariot.

Re★formed

The focus of this story is not Philip (though he played a key role), or the faith of the eunuch (though he believed).

The story points to the Holy Spirit who brings about salvation.

As they were going along the road, they came to a clear pool of water. The man asked Philip to baptize him right then and there!

The man from Ethiopia ordered the driver to stop the chariot immediately. Both Philip and the man got out and waded into the water. Philip baptized him in the name of God the Father, God the Son, and God the Holy Spirit.

They waded out of the water, dripping wet. And as their feet stepped onto the dry desert ground, the Lord suddenly took Philip away. The man never saw Philip again.

Wow! I wonder what the man was thinking when he realized that Philip had disappeared—just like that! *(Pause for responses.)*

It must have been amazing for Philip too to be taken by God and placed on another road. But that is just what happened. Philip continued on his journey, going from town to town to tell the good news about Jesus.

And the man from Ethiopia? He climbed right back into his chariot and ordered the driver to head for home. As he rode, he had a smile on his face and in his heart. He praised God all the way!

End of story

Wonder about the story and what it means for us. Ask questions like these:

- **Think quietly about the story for a minute. How do you see the Holy Spirit at work guiding people?** *(Pause for responses.)*
- **We are Jesus' disciples too. God wants us to tell others about Jesus. How important do you think it is for us to obey God and look for opportunities to tell others about Jesus?**
- **Baptism is a sign that we are part of God's family. What important uses of water did we circle earlier?** *(Gives or maintains life and cleans.)*
- **Why/how are those two uses connected to baptism?** *(We baptize with water to remind us that we are washed clean and forgiven for all the wrong things we do. Baptism shows that we belong to God through Jesus, God's Son.)*

Faith Modeling

Kids can't help but wonder what it really means to rely on the Holy Spirit to help us. One way to help them is to share how you rely on the Holy Spirit to help you lead them. Do you pray specifically for the Spirit's help? How do you experience the Spirit's leading as you teach? Let them know!

- **Philip baptized the man from Ethiopia by going into a pond. What other ways are people baptized today?** *(Dunking in a baptism tank, swimming pool, or lake or by sprinkling water on the head.)* Point out that although there are different ways people are baptized, baptism is still God's sign of new life and cleansing our hearts when we believe.

Close with prayer. Have the kids repeat each phrase after you:

Dear God, thank you for Jesus.

Thank you for the Holy Spirit.

It gives us comfort to know the Holy Spirit will help us too. Amen.

Step 3 Living into the Story

Ask everyone to think quietly about what they would say if someone said to them, "I don't understand what the Bible's message is. Can you explain it to me?" Ask each of the following questions, pausing after each to give kids a chance to think about what they might say.

- **How would you tell them about Jesus' life, miracles, death, and resurrection?**
- **How would you let the person know that you believe in Jesus?**
- **How can you help the person understand that Jesus' story is true?**

Explain to your kids that they will each have an opportunity to be Philip and also to be the man from Ethiopia. Divide kids into pairs by having them count off (1, 2, 1, 2) around the

circle. The ones will be Philip; the twos will be the man from Ethiopia. Ask those representing the man from Ethiopia to spread out around the room. Then assign a Philip to each one. If you have an uneven number, you could partner with a child.

Tell them that they will act out the story, starting with Philip asking: “Do you understand what you are reading?” They will end with the baptism, stepping out of the chariot and into the pond. If you’ve brought a blue blanket or tablecloth, spread it on the floor to designate a pond. You might also have kids arrange their chairs in pairs to form the chariot in which their conversation will occur.

As the pairs act out the story together, quietly walk around the room and observe. Resist the temptation to coach them.

Then gather all the Philips in one place and the Ethiopians in another. Have kids switch roles, this time pairing up with a different person. Do the reenactment again.

When finished, discuss the story by asking questions like the following:

- **When you were Philip, did you find it easy to explain the story of Jesus? If not, what was hard about it?**
- **When you are talking to a friend about Jesus, remember, someone is with you, helping you. Who is that?**

Stand to celebrate the Holy Spirit. Have kids repeat each line after you while doing the appropriate action:

Praise the Spirit with clapping!

Praise the Spirit with jumping!

Praise the Spirit with arm waving!

Praise the Spirit with twisting!

Praise the Spirit with jumping jacks!

Praise the Spirit with kicking!

Praise the Spirit by running in place!

Let everyone praise the Holy Spirit.

Tip

This activity assumes that kids have some knowledge of the stories of Jesus’ death and resurrection. If you have a guest today who may not be familiar with these stories, have him or her share the role of Philip or the man from Ethiopia with another child. Or invite some volunteers to act out the story instead of having kids work in pairs. You’ll need someone to play Philip and the man from Ethiopia; you could also have a chariot driver and an angel. If kids aren’t sure where to begin, ask the remaining group members to direct the action or do so yourself.

Tip

If a child in your group has a physical limitation, adjust the praise movements so that he or she can also participate fully.

Step 4 Living Out the Story

Invite the kids to make scrolls for sharing the good news of Jesus with others. Hand out copies of the printable page and lead the kids through the message. Then hand out markers and guide the group in making scrolls as follows:

- **Color God’s heart red to show God’s love for us.**
- **Color our heart with dark colors to show that our hearts are full of sin.**
- **Color the cross any color you’d like.**
- **Color the clean heart with any bright color.**
- **Color the tongue of fire in fire colors.**

Give each person a piece of string or yarn to tie around the rolled-up scroll.

Have kids share the messages on their scroll with someone sitting near them. Ask each person to think of one person they will share it with—perhaps someone who doesn’t know about Jesus.

Close with prayer. Ask kids to spread out around the room and create a private prayer square by drawing an imaginary square to sit in. Then have them ask the Holy Spirit to help them share the message of Jesus with someone this week.

Before kids leave, distribute their Show and Share papers. Ask if they can recall why their papers have that name. (They are for showing to someone at home and sharing the story.)

Ask everyone to look at the “On the Way Home” activity on the front page. Note the riddle review with riddles about the story. Show that one is done already so they will know to put the number of the riddle in the box that has the right answer. (If possible, set out a box of pencils or crayons and invite kids to take one home so they are ready to roll!)

Easy Extras

1. Arrival Activity: Picture Puzzle Aa

Time: 5 minutes

Materials: Show and Share papers, session 5, one per child

Hand out the papers and pencils and have the kids do the puzzle on the back of the Show and Share paper. When finished, have them read the text in unison. Tell kids that this is an important text because it is a short version of what Jesus wanted the disciples to go and tell everyone everywhere—God loves them!

Tip

If you have fewer than seven kids, read some or all of the following words yourself, depending on the number of kids in your group: *road, Book of Isaiah, water*. If you have more than seven kids, have them pair up to say a specific word together.

2. Picture Story Aa

This activity can be substituted for Step 2: Entering the Story.

Time: 5-8 minutes

Materials: Show and Share papers, session 5, one per child

Hand out the paper and introduce the story. Read the story title and the name of the book of the Bible in which it is found. Introduce the word pictures and assign them to children in your group, one picture per child. Tell them that you will read the words of the story, and they will say their word

whenever it is found in the story. This activity will work best if kids are sitting at the table so they can lay their papers flat and follow along, with their fingers, if necessary.

After reading the story, have a brief discussion and prayer as presented in step 2.

3. Riddle Review Aa

Time: 5 minutes

Materials: none needed

These riddles review several of the past sessions. Ask the riddles and pause to give the group time to respond.

- At our last supper together, I washed the disciples' feet. Who am I?
- I told Jesus I would never forget him. But three times I said I didn't even know him. Who am I?
- Jesus rode in a great parade. I carried Jesus on my back. What am I?
- It is made of wood and is very heavy. Jesus died on it. What is it?
- Jesus was buried in a tomb. I rolled the stone away. Who am I?
- I didn't believe that Jesus was alive. I wanted to see him first. Who am I?
- I walked with two friends on the road to Emmaus. I explained to them why Jesus had to die. They didn't know who I was at first. Who am I?
- Jesus promised to send a gift to the disciples. I am the gift Jesus sent. Who am I?
- I had never been able to walk. Peter and John healed me in Jesus' name. Who am I?
- Philip told me the good news of Jesus. I believed and he baptized me. Who am I?

4. Learning about Baptism

Time: 10-15 minutes

Materials: pastor, baptismal font


Make arrangements to meet your pastor at the baptismal font in the sanctuary. Ask the pastor to

- name and explain what the baptismal font is.
- open the font and show the children the water in the bowl.
- allow the children to touch the water.
- explain what happens at baptism and what the water means. Be sure to mention that when a baby or child or adult is baptized, that person is baptized in the name of the Father, and of the Son, and of the Holy Spirit.
- show the children a baptismal certificate and any special gifts such as a candle or banner that your church gives as a remembrance at the time of baptism.

In addition, the pastor may invite a set of parents and their new baby or another individual who has been baptized recently.

The Sharing Scroll


1. *God loves us.*




2. *We are sinful.*



3. *Jesus died for us.*



4. *Jesus cleans our hearts.*



5. *The Holy Spirit guides us.*



