

CONNECTING @ VLCC

WELCOME TO OUR WORSHIP CELEBRATION!

We're glad you're here **TODAY!**

Sermon Series – Chosen & Scattered

Joyful Steadfastness; Bible reading 1 Peter 1:6-9

⁶In this you rejoice, though now for a little while, if necessary, you have been grieved by various trials, ⁷so that the tested genuineness of your faith—more precious than gold that perishes though it is tested by fire—may be found to result in praise and glory and honor at the revelation of Jesus Christ. ⁸Though you have not seen him, you love him. Though you do not now see him, you believe in him and rejoice with joy that is inexpressible and filled with glory, ⁹obtaining the outcome of your faith, the salvation of your souls.



K.R.E.W (Kids Radically Experiencing Worship) Toddlers-5th grade Parents check the **website and app** for this Sunday's pdf notes and curriculum! www.vlccidaho.org



NO ONLINE YOUTH GROUP TONIGHT Enjoy the day with MOM! Stay tuned for future **EVENTS & gatherings to be happening!**

PRAYER ZONE - You are invited to have someone pray for you by using our email address info@vlccidaho.org This site is secure and confidential.



STAY CONNECTED! Download the Valley Life Church App or our website www.vlccidaho.org! Click on GET CONNECTED features include ESV bible (audio available), sermons, events, pod cast, request prayer and online giving. Check us out!



GROWING @ VLCC

THE CHOSEN is the first-ever multi-season series based on the true stories of the gospels of Jesus Christ. Download on your smartphone or computer and watch season 1, **episode 4** and then tune in on www.zoom.us, (2089475683), **Tuesday, May 12th, 7 PM** to discuss and ask questions.



ONLINE PRAYER TIME-WEDNESDAYS 7:00 PM

Connect with us www.zoom.us, member id 2089475683 How can we be **PRAYING** for you right now?



ONLINE MEN'S BIBLE STUDY FRIDAY MORNING, 5/15, 6 AM

Join us as we study Pastor Vinnie's sermon each week. Download Zoom on your smartphone or cpu www.Zoom.us, member id 702-752-720 For more information contact David Folk (208) 856-0324, davidwfolk@gmail.com.



CONGREGATION CELEBRATIONS AND CONCERNS

Prayer for **Gary Crist** home recovering from rotator cuff surgery this week. Continue to pray for **Phyllis Crist** home recovering from hysterectomy surgery last week and **Jon Wester's** mother, Barbara home recovering from open heart surgery last week. Continue prayer for our **MISSION Partners, Jon & Charrise Mathew & family** (Church Plant, Compton Ca), **Billy Mogensen & family** (CRU-Boise State), and **Boise Rescue Mission**.

Pray for Our **Military**:

- *Mike Austin (Jim Jasper's cousin) California
- *Marcus Bartolome (Melonie Ziegler's son) California
- *Amber Martin (Jason's sister-in-law) Ft. Lewis
- *John Reber (Bernice Reber's son) Georgia



EVENTS

MOTHER'S DAY PORTRAIT
You're invited to have your portrait to **CELEBRATE** this special day from 11:30-1:30 pm here. Please follow the CDC guidelines.



CELEBRATE FATHER'S DAY
Outdoor worship, lunch & more. Life! You're invited to join us with Dad's! Worship 10:00 AM. Please follow. Invite a friend, come!



July 12th-16th

6:00-8:30 PM

ALL ABOARD FOR

Online registration
Sign up TODAY!

WELCOME TO VLCC!

Thank you for joining us today!

Here at Valley Life, you're part of a family. We've made it easy for you to get connected with the Valley Life family through Connecting Events, Community Groups, Adult Classes, K.R.E.W, and Youth Group. These opportunities and many others are awesome ways to build great relationships and grow in faith. So, join us. We invite you to discover the adventure and celebrate your life in Jesus!

FOR OUR ONLINE SERVICE TODAY:

- The **PRAYER ZONE** is located at info@vlccidaho.org Please email any praise or prayer concerns. This site is secure and confidential.
- Our **COMMUNICATION CARD** is a way for us to welcome our online visitors, hear from our regular attenders any change of address, phone, email, etc. Please visit our website www.vlccidaho.org.

CHURCH BOARD

Elders			Deacons		
*Carl Alberda VP	Q-T	208-340-2507	Micah Crawford		208-908-3290
*Brian Codol	Youth	714-299-2998	Bev Donahue - Secy		208-891-9570
*Steve McCandless	C-D	208-880-6592	Jim Jasper		208-921-1163
*Kevin Whipple	E-H	406-217-3567	Jon Wester - Chrm/Trea		208-999-7028
Brandon Torres	I-K	704-305-5093			
Jim Evenhouse	U-Z	208-468-7870	24/7 Phone line		208-204-4115
Jason Martin	A-B	208-949-8014	text or call		
Nick Duncan	L-M	208-891-1833			
David Whitehead	N-P	208-801-3642			

If you need spiritual care, prayer, counsel or have concerns or questions please call your care elder (see above).

* Current elders and previous elders have stepped up to help with our congregation care.

Plugging in at Valley Life Community Church

Our walk with God is a lifelong journey and we don't get there overnight. Our mission at VLCC is to make this journey together. Though each person's steps are going to be different, the basics remain the same:

- ▶ **CONNECTING with God.** It all starts with a relationship with God. We strive to keep connecting with God and other believers through our weekly worship celebration and other opportunities for godly fellowship.
- ▶ **GROWING in Christ.** Once we connect with Him, we will want to grow to be like Him. Community Groups are the best way to grow at VLCC. We also offer classes on Sunday mornings and evening.
- ▶ **SERVING Others.** With Christ as our role model, serving flows as the next natural step. Serving displays our gratitude for what God has done for us. Joining a ministry team is a great way to serve here at VLCC.

All songs used by permission CCLI #940310

CONTACT INFORMATION

CHURCH STAFF and MINISTRY LEADERS

Pastor	Vinnie Hanke	208-939-7557/office
Secretary	Phyllis Crist	208-939-7557/office
Children's Ministry Director	Dawn Joseph	208-899-7452/cell
Music Ministry Director	Kathy McCandless	208-899-7451/cell
Custodian	David Joseph	208-899-5096/cell
Adult Bible Study	Dan Schuch	503-509-5185/cell
Disability Advocate	Renee Karel	208-794-2616/cell
Facility Management	Jim Jasper	208-921-1163/cell
Greeters	Brad Cox	208-860-3292/cell
Meals Coordinator	Karen Crawford	208-440-6560/cell
Men's Bible Study	David Folk	208-856-0324/cell
Prayer Ministry Coordinator	Rebecca Martin	208-880-8563/cell
Sound/Media	Nick Bernard	208-615-7720/cell
Student Discipleship	Brian Codol	714-299-2998/cell
Student Discipleship	Jason Martin	208-949-8014/cell
Welcome Table/Coffee Set Up	Phyllis Crist	208-939-7557/office

WEEKLY CALENDAR

DATE	EVENT	LOCATION	TIME
SUN 5/10	WORSHIP CELEBRATION CELEBRATE MOM! DRIVE UP SERVICE/88.5FM FAMILY PHOTOS NO YOUTH GROUP	Worship Center	10:00 AM
		Parking Lot Lobby	10:00 AM 11:30-1:30 PM
MON 5/11			
TUES 5/12	"THE CHOSEN" EPISODE 4 DISCUSSION TIME	Online	7:00 PM
WED 5/13	PRAYER TIME	Online	7:00 PM
THUR 5/14	PRAISE TEAM REHEARSAL	Worship Center	6:30 PM
FRI 5/15	MEN'S BIBLE STUDY	Online	6:00 AM
SAT 5/16			
SUN 5/17	WORSHIP CELEBRATION DRIVE UP SERVICE /88.5FM YOUTH GROUP	Worship Center Parking Lot Online	10:00 AM 10:00 AM 6:30 PM




We
Worsh

Welcome & Announcements

Songs of Praise

Message: Pastor Vinnie

Parting Blessing



May

632
Mer

w

2

Jesus Goes Back to Heaven

Scripture

Matthew 28:16-20; Acts 1:1-11

Focus

Our risen Lord Jesus ascended to heaven and he is still with us today.

Faith Nurture Goals

- Tell what happened when Jesus ascended to heaven.
- Imagine how the disciples felt after Jesus' ascension.
- Feel secure knowing that Jesus is Lord over the whole world.
- Share the good news about Jesus.

Memory Challenge

Matthew 28:19-20

Reflection: Getting into the Story

As we begin a unit that focuses on the life of the early church as pictured in the book of Acts, it's a good idea to pay some close attention to the introduction that Luke writes to his friend Theophilus:

- "In my former book" (that is, the gospel of Luke)
- "all that Jesus began to do and to teach" (notice the word *began*, since Luke now intends to continue to tell about what Jesus is doing and teaching)
- "until the day he was taken up to heaven" (even though Jesus physically leaves, he continues to lead and guide his church)
- "through the Holy Spirit to the apostles he had chosen" (the Holy Spirit, personally sent to the church by Jesus, will now lead the church to carry out the Great Commission)

Acts isn't merely a history of the early church, it's about what the ascended Lord Jesus Christ is continuing to do as he builds his church. In Acts, the primary actor is the Holy Spirit sent by Jesus, who empowers his disciples to bring the gospel to the ends of the earth.



As you read the story of Jesus' ascension, the disciples appear to be agitated and full of questions, while Jesus is serene, speaking with absolute authority and confidence. He points to a new future in which the disciples will have a huge and important calling—to disciple the nations.

"You will be my witnesses in Jerusalem, and in all Judea and Samaria, and to the ends of the earth" (Acts 1:8). That's not merely a geography lesson; it forms the outline of the book of Acts. It's fascinating to see how the little church, sometimes because of persecution, moves from Jerusalem up into Samaria, and before it's over, all the way to Rome. But in this outline we also see the church's mission today. It starts at home and then spreads into adjacent but somewhat unfamiliar territory—and eventually to the whole wide world.

It has little to do with the disciples' power or ingenuity. It's all about the Holy Spirit. Interestingly, while Jesus tells them to "go" in Matthew 28, in Acts 1 the command is "wait." The prayerful waiting on the Spirit emphasizes that this is a Spirit-led, Spirit-empowered movement. We will see hints of that all the way through.

The story of the ascension is strangely austere—just one sentence. There are no descriptive adjectives, no recorded reactions, and certainly no grieving. And there’s no attempt to explain its meaning apart from the few cryptic words of the “men in white.”

Still, that one sentence is dense with meaningful hints. Jesus goes up, but he does not ascend like a rocket until he fades from view: “A cloud hid him from their sight.” In the Bible, Old and New Testament alike, clouds always evoke God’s presence: the pillar of cloud, the *shekinah* cloud that descended in the temple, and the cloud that enveloped Jesus and the disciples at his transfiguration. Here too, the cloud that receives Jesus is a sign of divine presence. Maybe God’s heavenly dwelling isn’t so far away, in outer space, but closer than we think—another dimension of reality we cannot see.

In Matthew 28, Jesus promises to be with us always, but in Acts 1 he leaves. Jesus’ presence with us today is not like when he was on earth. It’s a presence we may experience very deeply and truly, but it comes by faith, not by sight. Jesus has sent his Spirit to live in our hearts. One thing the disciples never doubted from that day on was that Jesus was leading the way to the future.

Wondering

- What were the disciples worried about?
- In what situations has it been more important for you to prayerfully wait than to audaciously go?
- What does Jesus’ ascension mean for you?

Teaching

- Let kids hear the tension between Jesus’ serene confidence and the disciples’ concerns.
- We believe that Jesus is with us, but we’re not promised any visible signs or mystical experiences. Relate your own experience to help kids understand what it means that we “live by faith, not by sight” (2 Cor. 5:7).

General Materials

Each session of *Dwell* includes specific materials you’ll need for teaching it, such as printable pages or props to use for telling the story. In addition, you’ll want to keep a stash of the usual church school teaching supplies: Bibles, scissors, glue, markers, pens or pencils, newsprint/board, and the like, including a CD player or MP3 player and *DwellSongs*.

Session at a Glance

Steps	Time	Activities	Session-Specific Materials	Multiple Intelligences
Gathering for God’s Story	10	Praise and prayer Goodbye instructions	<input type="checkbox"/> Story symbol, session 2 (printable page 54) <input type="checkbox"/> Song: “He Is the King of Kings” <input type="checkbox"/> Song cue cards from session 1, optional	Aa
Entering the Story	8-10	Story	<input type="checkbox"/> Memory Challenge poster (printable page 52 or 53)	Aa
Living into the Story	10	Reporter’s interview	<input type="checkbox"/> Props: notepad and pen, jacket or necktie or hat, optional	Aa
Living Out of the Story	15	Balloon messages Always remember	<input type="checkbox"/> Show and Share papers, session 2 <input type="checkbox"/> Song, “Go!” <input type="checkbox"/> Balloons, one per child <input type="checkbox"/> Yarn or ribbon, 24” (60 cm) lengths, one per child <input type="checkbox"/> Messages (printable page 57), one message per child <input type="checkbox"/> Cardstock, hole punch <input type="checkbox"/> Game cards (printable page 58), one set per person	Aa

Step 1 Gathering for God's Story

Before the session begins attach a copy of the story symbol to your clothing.

Welcome kids by name. Invite each one to look at the story symbol and be thinking about what today's story could be about. Ask,

- Whose feet could these be?
- What are they doing hanging over a cloud?
- Could this be an optical illusion? Sometimes we can see lots of things in clouds if we look hard enough.

Tip

If you have windows in your room and there are clouds in the sky, have kids look outside and see if they can see any shapes, things, faces, or animals in the clouds.

Tell kids they'll find out more about the story symbol soon. Invite them to offer praise to God by singing "He Is the King of Kings." If you're using the song cue cards you made last session, hand them out and have kids place their card face down on their lap. Remind them that each person should raise and lower the card whenever that word is sung.

Link kids together for prayer—either by joining hands, by linking elbows with one another, or by putting their hands on the shoulders of the people to the left and right. Use the following prayer or your own words:

Tip

Here's another fun way to sing "He is the King of Kings": create sign language for the words *King*, *Lord*, and *Jesus*. Each time those words are sung, kids do the sign language as they sing.

Dear God, you have blessed us with a beautiful world—lakes, grassy fields, and a sky filled with beauty—stars, sun, moon, and clouds. Thank you for your wonderful gifts and for bringing us together to learn more about you. Thank you for our friends. We're joined together to show that we are one family—we all belong to your family. Be with us now as we worship you and learn more about you and your Son, Jesus. Amen.

Ask kids to think about what their parents tell them just before they go out for the evening and leave the kids with a babysitter, or when Grandma and Grandpa are going to take care of them for a few days, or when they are left alone for a short time with an older sibling in charge. Start the discussion by telling the kids what you tell your family when you are going away. Perhaps you leave a phone number or address where you can be reached or leave bedtime or supper instructions behind. Invite the group to share what happens at their homes when the parents leave.

Conclude the discussion by asking the kids why parents do that. Help them to see that parents want them to know what's really important for them to do while they are away. Parents give instructions so families will know exactly what they need to do.

Show the story symbol again. Invite the kids to prepare for the story and to find out what the cloud and feet are all about.

Step 2 Entering the Story

Open the Bible to Matthew 28. Show everyone that the first part of today's story from God's great story is found in the book of Matthew. Invite the group to greet the story together.

Storyteller: Your word is a lamp to my feet
Listeners: and a light for my path.

Begin by reading Matthew 28:16.

The story follows:

The Bible tells us that Jesus has invited his disciples to meet him on a certain mountain. He has something very important to tell them—just like when your parents have something important to tell you.

All the disciples were there. Then Jesus came and spoke to them. He told them something important. This is what he said. (*Hold up the Memory Challenge poster and have the kids say the text with you—verses 19 and 20.*)

There were three important ideas in what Jesus said to them. We'll read the verses again so you can think about what those three ideas are. (*Read the text again.*)

What are those three ideas? (*Pause for responses: Go and tell everyone about Jesus, baptize the people who believe, I will always be with you.*)

Does what Jesus said make it sound like he is going away? In what way? (*Pause for responses.*)

Let's find out. (*Turn to the book of Acts and show that you will continue the story at the beginning of the book of Acts.*) After Jesus' resurrection, Jesus met with the disciples several times, proving that he was alive. He had so much to tell them. For those forty days Jesus told them about the kingdom of God.

One night at supper he told them something important—and very surprising! It wasn't a suggestion or a passing thought—it was a command. Jesus said, "Do not leave Jerusalem. Wait for the gift my Father promised you—I've told you about it before. John baptized people with water, but in a few days you will be baptized with the Holy Spirit."

Oh my! I wonder what they thought about that. If you were there and Jesus commanded you to wait for a special gift—the Holy Spirit—what questions would go through your minds? (*Pause for responses.*)

When they met together again, the disciples had some questions too. So much had happened lately—Jesus' death, his resurrection, his appearances out of nowhere—and now Jesus promised this new and unusual gift. So they asked Jesus, "Lord, are you going to set up your kingdom right here in Jerusalem?" After all, they had always hoped that Jesus would be an earthly king.

Jesus said, "It's not for you to know when I will come to rule the earth. But you will receive very special power when the Holy Spirit comes on you. You will be my witnesses and tell everyone about me—here in Jerusalem and throughout the whole world!"

After Jesus said this, he was taken up into the sky right in front of their eyes. A cloud covered him, and that was the last time they saw Jesus on earth.

If you were there and saw that happen, what thoughts would go rushing through your minds? (*Pause for responses.*)

The disciples were still straining their eyes to see Jesus when suddenly two men dressed all in white stood beside them. They spoke to the disciples. "Men of Galilee, why are you standing there? Why are you looking into the sky? This same Jesus, who has been taken from you into heaven, will come again. He will come in the same way that you have seen him go."

End of story

Re★formed

The Reformed community tends to emphasize the ascension, perhaps more than other traditions, because it sees Christ as the Lord of heaven and earth, enthroned at God's right hand. Christ's reign and his claim to authority are not just for the future (though they will be complete in the future), but for right now as we orient our lives around his kingdom and mission.

Tip

Today's story contains more description and dialogue than action, so it's especially important that you read it aloud several times at home before telling it. Spend some time wondering into the story yourself as you prepare (see the Reflection at the beginning of this session). The questions and wondering statements will help hold the attention of your listeners—and so will the wonder and awe they hear in your voice.

Imagine that you are a disciple. Think about everything you've seen and heard in the last few days. What is the most surprising thing that you will tell your family about when you get home? How will you explain the wonder of it all? (Pause for responses.)

Have a brief discussion as you look again at the story symbol. Invite kids to explain what is happening.

Then think back and share the things you remember that Jesus did in the forty days between when he arose from the grave to when he ascended into heaven. Tell kids that Jesus said so many things to give us comfort, and one of them is at the very end of the Memory Challenge text. Read the last sentence of it together. Share that one of the ways Jesus was always with the disciples, and is always with us today, is through his Holy Spirit—you'll be learning more about that next time.

Close with the following prayer or your own words:

Dear Jesus, we praise you. You are Lord of both heaven and earth. We thank you! We feel safe knowing that you will always be with us through the Holy Spirit. Amen.

Tip

Kids are usually more familiar with the story of Jesus' resurrection on Easter than they are with the story of his ascension forty days later. As kids respond to the reporter's questions, help them understand that Jesus is alive and living in heaven now!

Step 3 Living into the Story

Invite the group to imagine that they are Jesus' actual disciples and that you are a traveling reporter who has heard of the strange and almost unbelievable things that have happened. You have come to find out for yourself if what you've heard is true, since the disciples are the only ones who knew Jesus well and actually saw the ascension.

If you've brought props to make your reporting role seem more realistic, pick them up or put them on now before introducing yourself. Then say something like the following:

Thanks for meeting with me today. My name is Sunny (or Sonny) Merryweather and I'm a journalist for the *Tomorrow Show*. I have heard of some very unusual things that have happened recently regarding Jesus. Since you are his closest friends and the only ones who have actually seen what's happened, I wanted to talk with you. I walked nearly all night to get here. So let's get started with some questions. (*Possible questions follow.*)

- **When people ask me who Jesus is, what shall I tell them?**
- **I hear that he left. How did he leave you?**
- **Where did he go?**
- **What did you think when you first saw him rising slowly off of the ground?**
- **How did you feel when you realized that Jesus was actually gone and was not coming back?**
- **What are some of your best memories of working with Jesus?**
- **I heard that Jesus asked you to wait for a special gift. What is that about?**
- **Tell me about the important job Jesus asked you to do after he left you.**
- **If you were going to start doing this job today—right here in this city—what would you do?**
- **Is there any way you can still talk to Jesus now that he lives in heaven? Tell me about that.**
- **What does it mean that Jesus is always with you? How does that work?**
- **What will you miss most about Jesus not being with you here on earth?**
- **Some say that Jesus promised he would come again the same way he left. That seems strange. What does that mean?**

- I've heard that you often praise Jesus—especially now that's he's gone. I'd like to join you. May we do it together? *(Lead the group, having them repeat each line after you.)*

**Hallelujah, praise the Lord.
Praise him with each note and word.
Praise him for his mighty ways,
for loving us through all our days.
Praise that Jesus did arise,
Praise that Jesus is alive!
Praise that Jesus lives above,
Lord of all! Lord of love!
Hallelujah!**

Faith Modeling

Share with the group the peace that you enjoy knowing that Jesus is always with you. If possible, tell about a specific time you felt that peace.

Step 4 Living Out the Story

If possible, use cardstock to print the game cards and the messages. Before the session begins, clip the game cards to the Show and Share papers. Cut out one message for each child and punch a hole in it as indicated. You'll also want to blow up a balloon for each child—keep a few extras on hand in case any break.

To help kids realize that Jesus keeps his promise to be with us always and to care for us, give each one a message. Encourage kids to fill in the blank line with a few words that describe one way Jesus cares for them each day. To prompt them, offer a few examples of how Jesus cares for you.

Ask for volunteers to read their messages to the group. Then talk about what Jesus told the disciples before he went to heaven: “You will be my witnesses and tell everyone about me.” Explain that when we tell others what Jesus does for us (and for them) we are his witnesses.

Then ask everyone to think of one person who really needs to know that Jesus loves and cares for us. (Suggest that they think of someone they will see today.) Have them write that person's name on the message where it says: “Dear _____.” Invite them to sign their names on the blank line at the bottom of the message.

Help kids slip the yarn or ribbon through the hole in the message and tie it to the balloon. Encourage them to give this message balloon to the person they've named.

Celebrate the job Jesus gave the disciples—and us—to do as you sing and dance to your Scripture song, “Go!” (See page 50 for actions.)

As you get ready to close, give your kids a blessing, using the words found at the Finish line inside today's Show and Share paper. Tell them you have something for them to always remember:

**Wherever you go in God's wide world,
whatever happens to you,
whether it's good or bad,
always remember
that Jesus is Lord!**

Tip

If you think you'll have extra time, plan to split into groups of two or three kids and play a round of the Show and Share “Jesus Is Lord!” game together. (Use coins or buttons as movers.)

Tip

Add your phone number or email address to the front page of each paper and encourage kids (with parental permission) to call, email, or text you from home and let you know that they were able to complete the “On the Way Home” activity and to tell you how the game went.

Say the blessing a second time and invite everyone to join with you in saying “Jesus is Lord!”

Before kids leave, hand out the Show and Share papers and game cards. Tell kids a little about the game and encourage them to play it at home. Invite them to let you know next week who they played it with and who won. Remind them to do the “On the Way Home” activity. If possible, set out a box of pencils and invite kids to take a pencil with them so they are ready to roll!

Easy Extras

1. Arrival Activity: King or Queen for a Day

Time: 5-10 minutes

Materials: paper, markers or coloring pencils

Invite kids to draw a picture (or make a word list) of what they would do if they were king or queen for a day. Look at their work and then talk about it. Point out that being a king or queen is a big job—parts of it would be fun but other parts of the job would be difficult and tiring. Explain that in the part of God’s story they’ll hear today, they’ll learn more about the King of kings—Jesus—and about how we can help him.

2. Story Reading

This activity can be used in place of Step 2: Entering the Story.

Time: 10 minutes

Materials: Show and Share paper

Read the story from the Show and Share paper. Talk about the picture, and follow with a brief discussion and prayer, as indicated in step 2.

3. Memory Texting

Time: 5-7 minutes

Materials: text message cards in the version you’ve chosen (printable page 59 or 60), cut apart; optional: timer

You can do several activities with the cards; do a couple if time permits. The first time you use them, point out that the cards are written as text messages—which is appropriate because the Memory Challenge is a message from Jesus to the disciples and to us.

- Shuffle the cards and place them in a pile face down on the table. Have each person pick up a card. Each person reads his or her card and then shows it to the others. Ask the person with the first card to lay it down on a ledge or table. The others will come and lay their cards in sequence until the text is complete. Have kids read it together when the message is complete.
- Do the same activity but divide the group into two teams first. Time each group.
- Take two or three cards out of the pile as you shuffle them. Repeat the activity and see if the group can fill in the missing words.

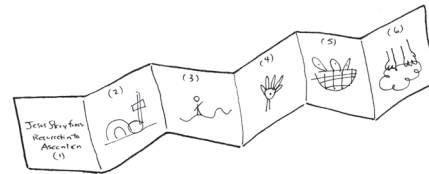
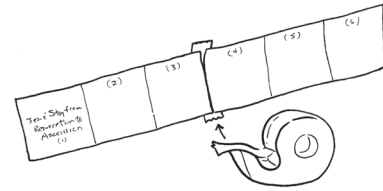
4. Wordless Book: Jesus' Story 🖨️ Aa 👤

Time: 10 minutes

Materials: book template (printable page 61), one per person; clear tape; scissors; markers; story symbols from unit 5, sessions 4-6, and unit 6, sessions 1-2

Guide the kids in creating wordless books they can use to tell the stories to their families and friends. Instructions follow:

- Cut page apart on the dotted line.
- Tape the paper together on the back side, creating a story strip that is 22" long.
- Starting with the title page on top, fold the strip like an accordion on each line, making six pages.
- Look at the story symbols and then draw your own version in this order:
 - Page 2: cross and empty tomb
 - Page 3: winding road with stick figure
 - Page 4: hand with a nail hole
 - Page 5: net bursting with fish
 - Page 6: feet above a cloud



Dear Family,


For the next six weeks we'll be learning more about the life-changing power of the Holy Spirit. While kids this age may be too young to grasp the full extent of the Holy Spirit's power, they are able to understand that the Holy Spirit works in their hearts to guide them.

Please echo the importance of the Holy Spirit's presence in your life as that theme comes up in the Show and Share papers your child brings home. You'll notice that each paper contains a section called Dear Family. It explains the content as well as the focus of the weekly session. Often there will be suggestions for things you can do together at home to follow up the Scripture story and the session theme. For more fun activities that go with each story, invite your child to find the story symbol in the God's Big Story cards that matches the symbol on the front of their Show and Share paper.

The Memory Challenge for the next six weeks is Matthew 28:19-20. Your child will be bringing these verses home on a coloring poster. If your child hasn't already colored it, why not do it together? And be sure to talk about how your family can share the good news of Jesus' love with others.

Please pray with me that the Holy Spirit will be active in all our hearts—guiding us to lives of vibrant faith!

Sincerely,





Dear _____

Jesus loves me. Every day he

Jesus loves and cares for you too!

Your friend,



Dear _____

Jesus loves me. Every day he

Jesus loves and cares for you too!

Your friend,



Dear _____

Jesus loves me. Every day he

Jesus loves and cares for you too!

Your friend,



Dear _____

Jesus loves me. Every day he

Jesus loves and cares for you too!

Your friend,



Dear _____

Jesus loves me. Every day he

Jesus loves and cares for you too!

Your friend,



Dear _____

Jesus loves me. Every day he

Jesus loves and cares for you too!

Your friend,

<p style="text-align: center;">1.</p> <p style="text-align: center;">What happened to the guards when they saw the angel?</p> <p style="text-align: center;"><i>(Matthew 28:4)</i></p>	<p style="text-align: center;">2.</p> <p style="text-align: center;">What happened to the stone in front of the tomb?</p> <p style="text-align: center;"><i>(Matthew 28:2)</i></p>	<p style="text-align: center;">3.</p> <p style="text-align: center;">What did the angel look like?</p> <p style="text-align: center;"><i>(Matthew 28:3)</i></p>
<p style="text-align: center;">4.</p> <p style="text-align: center;">What did the angel tell the women to do?</p> <p style="text-align: center;"><i>(Matthew 28:5-7)</i></p>	<p style="text-align: center;">5.</p> <p style="text-align: center;">What were the two friends on the road to Emmaus talking about?</p> <p style="text-align: center;"><i>(Luke 24:13-24)</i></p>	<p style="text-align: center;">6.</p> <p style="text-align: center;">What did Jesus do that made the two men know who he was?</p> <p style="text-align: center;"><i>(Luke 24:30-31)</i></p>
<p style="text-align: center;">7.</p> <p style="text-align: center;">How did Jesus get into the room where the disciples were?</p> <p style="text-align: center;"><i>(Luke 24:36)</i></p>	<p style="text-align: center;">8.</p> <p style="text-align: center;">The disciples thought Jesus was a _____.</p> <p style="text-align: center;"><i>(Luke 24:37)</i></p>	<p style="text-align: center;">9.</p> <p style="text-align: center;">What did Thomas say when he touched Jesus' scars?</p> <p style="text-align: center;"><i>(John 20:28)</i></p>
<p style="text-align: center;">10.</p> <p style="text-align: center;">How many fish filled the disciples' net?</p> <p style="text-align: center;"><i>(John 21:11)</i></p>	<p style="text-align: center;">11.</p> <p style="text-align: center;">What did Jesus serve the disciples for breakfast?</p> <p style="text-align: center;"><i>(John 21:13)</i></p>	<p style="text-align: center;">12.</p> <p style="text-align: center;">What did Jesus ask Peter three times?</p> <p style="text-align: center;"><i>(John 21:15-18)</i></p>
<p style="text-align: center;">13.</p> <p style="text-align: center;">What did Jesus tell Peter to do?</p> <p style="text-align: center;"><i>(John 21:15-18)</i></p>	<p style="text-align: center;">14.</p> <p style="text-align: center;">What special job did Jesus give the disciples?</p> <p style="text-align: center;"><i>(Matthew 28:19-20)</i></p>	<p style="text-align: center;">15.</p> <p style="text-align: center;">What special gift did Jesus say he would send?</p> <p style="text-align: center;"><i>(Acts 1:8)</i></p>

<p>Therefore go + make</p>	<p>+ of the Holy Spirit,</p>
<p>disciples of all nations,</p>	<p>+ teaching them 2 obey</p>
<p>baptizing them N the</p>	<p>everything I have commanded U.</p>
<p>name of the Father</p>	<p>+ surely I M with U always</p>
<p>+ of the Son</p>	<p>2 the very end of the age. (Matthew 28:19-20, NIV)</p>

<p>Go therefore + make</p>	<p>+ teaching them 2 obey</p>
<p>disciples of all nations,</p>	<p>everything that I have</p>
<p>baptizing them N the</p>	<p>commanded U. And remember,</p>
<p>name of the Father + of</p>	<p>I M with U always,</p>
<p>the Son + of the Holy Spirit,</p>	<p>2 the end of the age. (Matthew 28:19-20, NRSV)</p>