

Focus: Take a closer look

WEEK
TWO

JULY 2020

GRADES
K-5

STARTER

PRELUDE

SOCIAL

STORY

WORSHIP

GROUPS

HOME

252 KIDS

TEAM

CEO

Reggie Joiner

DIRECTOR OF MESSAGING

Kristen Ivy

DIRECTOR OF CHILDRENS STRATEGY

Mike Clear

CREATIVE TEAM

Molly Bell
Elloa Davis
Elizabeth Hansen
Brandon O'Dell
Greg Payne
Phil Pierce
Dan Scott
Mike Tiemann
Jon Williams

WRITERS

Lauren Bowman
Bill Hughes
Becky Jarrett
Erin Mashaw
Emily Meredith
Julie Tiemann

EDITORS

Molly Bell
Dana Wilkerson

ORANGE SPECIALIST

Amy Fenton
Amy Grisham
Barbara Graves
Terri Jones
Misty Phillips
Missy Purcell
Stephanie Porter
Jackie Raihl
Annette Stickney
Phil Summers
Courtney Templeton
Gay Tucciarone

USER AGREEMENT

Orange gladly grants permission to churches, schools, and other licensees to tailor 252 Kids® materials to fit their unique leadership requirements, locale and format preferences, and physical environment needs. However, if you wish to edit the content substantively, including Bible stories, learning activities, scripts, and any other content in which biblical principles and concepts are presented, you are obligated to do so within the doctrinal guidelines we've expressed in our Statement of Faith. These resources are intended to be downloaded and printed for use by the subscribing entity only and may not be electronically transferred to or duplicated by other non-subscribing entities. Any unauthorized reproduction of this material or incorporation into a new work is a direct violation of US copyright laws. ©2018 The reThink Group. All rights reserved. 252 Kids® and the 252 Kids® logo are trademarks of Orange and the reThink Group.

Scripture marked "NirV" is taken from the NEW INTERNATIONAL READER'S VERSION®. Copyright © 1996, 1998 Biblica. All rights reserved throughout the world. Used by permission of Biblica.

Scripture marked "NIV" is taken from THE HOLY BIBLE, NEW INTERNATIONAL VERSION®, NIV® Copyright © 1973, 1978, 1984, 2011 by Biblica, Inc.® Used by permission. All rights reserved worldwide.

PRELUDE

SOCIAL

STORY

WORSHIP

GROUPS

HOME

BIBLE STORY

I Want to Know What Love Is
Paul in Athens/Unknown God
Acts 17:16-34

MEMORY VERSE

God's grace has saved you
because of your faith in Christ.
Your salvation doesn't come from
anything you do. It is God's gift.
Ephesians 2:8, NIRV

LIFE APP

Faith—Trusting in what you can't
see because of what you can see

BOTTOM LINE

You can help others know Jesus.

BASIC TRUTH

I should treat others the way
I want to be treated.

PRELUDE: Setting the tone for the experience

For Leaders Only
Create the Environment
Monthly Overview

15
MIN

SOCIAL: Providing time for fun interaction

Early Arriver
Freeze Tag Dilemma

25
MIN

STORY: Communicating God's truth in engaging ways

Welcome/Opener
Worship
Communication
Prayer

10
MIN

WORSHIP: Inviting people to respond to God

"Lift My Voice" from *Can't Stop Won't Stop*
"Can't Stop Won't Stop" from *Can't Stop Won't Stop*

25
MIN

GROUPS: Creating a safe place to connect

Grand Tour
Everywhere I Go
Popsicle and Potato
Prayer

HOME: Prompting action beyond the experience

GodTime
Parent Cue

GETTING READY

SOCIAL: PROVIDING TIME FOR FUN INTERACTION

CHOOSE ONE OR BOTH OF THESE ACTIVITIES.

EARLY ARRIVER

Made to Play: an activity that encourages learning through following guidelines and working as a group

WHAT YOU NEED:

- An offering container
- Soft ball or bean bag

FREEZE TAG DILEMMA

Made to Move: an activity that increases the oxygen in the brain and taps into the energy in the body

WHAT YOU NEED:

- No supplies needed

STORY: COMMUNICATING GOD'S TRUTH IN ENGAGING WAYS

OPENER/CLOSER

WHAT YOU NEED:

- Leader
- Prop box containing:
 - Paper plates; one for each kid
 - Pens; one for each kid
- Phone timer
- Craft paper/fishing line Bible timeline and Today's Story Image (optional)

LARGE GROUP VISUALS:

- Theme Slide
- Faith Slide
- Blank Bottom Line Slide
- Bottom Line Slide
- Beach Scene
- Pool Scene
- Timeline (optional)—CG or printed
- Today's Story Image (optional)—CG or printed

MUSIC AND SOUND EFFECTS (SFX):

- Upbeat music to use as kids enter and exit the room
- Instrumental music for the game (suggestions: "Walk, Don't Run" by the Ventures, "Mambo Beat" by Tito Puente)

OPTIONAL VIDEOS (AVAILABLE FOR PURCHASE THROUGH THE 252 MEDIA PACKAGE):

- Theme Loop
- Countdown (30- or 60-second version)
- Theme
- Theme Transition to Life App
- Life App Transition to Theme

WHAT YOU DO:

- Download and print this week's tech sheet for everyone helping with Large Group.
- Download the slides and have them ready to use. If you do not have CG capabilities, you have Orange's permission to enlarge and print the slides on paper.
- *Optional:* Download a countdown video from a royalty-free site. Load it into your presentation software and have it ready to play during the Opener. You could also keep time on a smartphone or watch. *Note: Some presentation software such as ProPresenter® have a countdown clock built into the program that you can overlay on a still image.*
- A 252 Media Package is available for purchase to go along with each curriculum tier. These graphic motion loops are included in the package. For more information, visit Store.ThinkOrange.com.
- Place the paper plates and pens in the prop box and give it to the Leader.

BIBLE STORY

WHAT YOU NEED:

- Leader
- Bible
- Table
- Gold spray paint

GETTING READY, CONTINUED

- Three to five props you can spray-paint gold (see “What You Do”)
- An 8.5” x 11” frame that is either gold or you can spray paint gold
- Several sheets of cardstock
- Black marker
- One large sheet (or blankets or towels) to cover the props
- Picture of the empty tomb (printed from the LG Assets PDF)

LARGE GROUP VISUALS:

- One Big Story Intro (Video)
- Blank Bottom Line Slide
- Bottom Line Slide
- Picture of the empty tomb (CG slide and printable)

WHAT YOU DO:

- Download the slides and have them ready to use. If you do not have CG capabilities, you have Orange’s permission to enlarge and print the slides on paper.
- The One Big Story Intro Video is available with the monthly download. You can find it in the “Prelude” folder under “Monthly Planning.”
- Find several objects—either from around your house or at the dollar store or craft store—that you don’t mind spray-painting gold. After you spray-paint the items, fold the cardstock in half and with black marker write “god of [object name]” for each item.
- Also spray-paint the gold frame (be sure to remove the glass first). Make another cardstock placard with “to an unknown god” written on it.
- Place the spray-painted items on the table with the cardstock placard in front of each one. Place the sheet/towels over the items so they can be revealed one by one during the story. The frame should be last on the table.
- Print the picture of the empty tomb. Place the picture face down on the table. This can be found in the file labeled “2007_LG_Assets_K5Starter_W2.”

WORSHIP

WHAT YOU NEED:

- Leader(s)

MUSIC AND SOUND EFFECTS (SFX):

- “Lift My Voice” from *Can’t Stop Won’t Stop*
- “Can’t Stop Won’t Stop” from *Can’t Stop Won’t Stop*

WHAT YOU DO:

- Download all songs (available through Store. OrangeKidsMusic.com) and have them ready to use. A 252 Media Package is available for purchase to go along with each curriculum tier. The Dance Moves Music Video for the monthly worship song is included in the package. For more information, visit Store. ThinkOrange.com.

ADDITIONAL RESOURCES

FEATURE PRESENTATION: Everything you need to pull off a dynamic weekly Large Group experience, including video Bible presentations to complement 252 Kids and 252 Preteen curriculum. Available for purchase through Store. ThinkOrange.com.

Our Large Group scripts are interchangeable with these videos so you can plug and play the way you need to each week.

For 252 Kids (kindergarten through 3rd grade):

- 252 Story brings you the Bible story in a simple and direct way through a professional Storyteller accompanied by engaging visuals.
- *Also included:* Intro and Outro videos with a character Host. The Intros set up the Bible story, while the Outros connect the story to the weekly Bottom Line. These videos are interchangeable with the live Opener and Closer, so you can use them to bookend either a live Storyteller or 252 Story.

GETTING READY, CONTINUED

For 252 Preteen (4th and 5th grade):

- In *The So & So Show*, two Hosts walk you through a contemporary and comedic presentation of the Bible story. This YouTube-style show sets up the story and also connects it to the weekly Key Question for preteens. It's interchangeable with the live Opener, Story, and Closer in our 252 Kids scripts. Consider using if you'd like to create a separate Preteen environment, or if you have a majority of older kids in your K-5th grade room.

GET REEL 2.0: Videos and graphics to enhance your environment for kids and inspire key faith skills. Available for purchase separately or through the tiered 252 Media Package.

Four videos each month will help kids learn basic faith skills. Use them in your FX, Large Group, or as a promotional piece to show in your adult services:

- Discovery*—Listen to God's words (HEAR)
- Dear God*—Dialogue with God (PRAY)
- One Thing*—Articulate your faith (TALK)
- Live Loud*—Worship with your life (LIVE)

Additional Environment Enhancements Including:

- Graphic motion loops
- Themed audio transitions
- Life App and monthly widget promo videos (M.C. Haggis)
- Countdown videos (30 and 60 seconds)
- Music videos for original songs that highlight each Life App
- Retro Reel video to play on your fifth Sunday

GROUPS: CREATING A SAFE PLACE TO CONNECT

CHOOSE AS MANY OF THESE ACTIVITIES AS YOU LIKE.

* If you don't have time to do all these activities, be sure to do activity #1.

* 1. GRAND TOUR

[TALK ABOUT GOD | BIBLE STORY REVIEW]

Made to Imagine: an activity that promotes empathy and facilitates biblical application through role-play and reenactment

WHAT YOU NEED:

- Print the "Grand Tour Script" Activity Page; one for each small group
- Print the "VR Goggles Template" Activity Page; one for each kid
- Cardstock
- Scissors
- Glue sticks
- Colored cellophane
- Hole punch (several, if possible)
- Pipe cleaners; two for each kid

2. EVERYWHERE I GO

[LIVE FOR GOD | APPLICATION ACTIVITY]

Made to Play: an activity that encourages learning through following guidelines and working as a group

WHAT YOU NEED:

- Print the "Everywhere I Go Matching Cards" Activity Page; one set for every four kids
- Colored cardstock

3. POPSICLE AND POTATO

[HEAR FROM GOD | MEMORY VERSE ACTIVITY]

Made to Move: an activity that increases the oxygen in the brain and taps into the energy in the body

WHAT YOU NEED:

- Print the "Memory Verse Cards" Activity Page; one set for each small group
- Bibles

PRAYER

[PRAY TO GOD | PRAYER ACTIVITY]

Made to Reflect: an activity that creates space for personal understanding and application

WHAT YOU NEED:

PRELUDE

SOCIAL

STORY

WORSHIP

GROUPS

HOME

GETTING READY, CONTINUED

- “Faith Logs” Activity Page from Week One (provide blank books for new kids); one book for each kid
- Pencils or pens

ADDITIONAL RESOURCES:

- Make copies on cardstock or email this week’s GodTime and Parent Cue cards.
- Tell parents about our additional family resources: **Studio252.tv** and the **Parent Cue app**.

PRELUDE

SOCIAL

STORY

WORSHIP

GROUPS

HOME

15 MINUTES

BIBLE STORY

I Want to Know What Love Is
Paul in Athens/Unknown God
Acts 17:16-34



PLAY

an activity that encourages learning through following guidelines and working as a group

MEMORY VERSE

God's grace has saved you because of your faith in Christ. Your salvation doesn't come from anything you do. It is God's gift.
Ephesians 2:8, NIRV

Welcome kids and spend time engaging in conversation and catching up. Get ready to experience today's story.

Before kids arrive, take a few moments to pray for them. Ask God to help kids understand the power they have to share faith with those around them. Pray for kids to have opportunities to share Jesus with their friends in the next few weeks. Ask God to guide you as you help kids explore the concept of sharing their faith.

LIFE APP

Faith—Trusting in what you can't see because of what you can see

1. EARLY ARRIVER IDEA

WHAT YOU NEED: An offering container; soft ball or bean bag

WHAT YOU DO:

- Welcome kids to small group and get them settled.
- Play a simple word association game:
 - Toss the ball to one kid and say any word.
 - That kid then says a word they think connects with the first word.
 - Then, they toss the ball to someone else who keeps it going.
 - Think: dog > cat > mouse > gray > rain > wet > shoes > laces > soggy > sandwich > lunch > dinner > meatloaf
- Emphasize that there are no wrong answers. We all store information in our brains differently and think of different things when we hear a certain word or phrase.
- Play a few more rounds as time and interest allow.

BOTTOM LINE

You can help others know Jesus.

BASIC TRUTH

I should treat others the way I want to be treated.

PRELUDE

SOCIAL

STORY

WORSHIP

GROUPS

HOME

15 MINUTES

BIBLE STORY

I Want to Know What Love Is
Paul in Athens/Unknown God
Acts 17:16-34



MOVE

an activity that increases the oxygen in the brain and taps into the energy in the body

MEMORY VERSE

God's grace has saved you because of your faith in Christ. Your salvation doesn't come from anything you do. It is God's gift.
Ephesians 2:8, NIRV

LIFE APP

Faith—Trusting in what you can't see because of what you can see

BOTTOM LINE

You can help others know Jesus.

BASIC TRUTH

I should treat others the way I want to be treated.

2. FREEZE TAG DILEMMA

WHAT YOU NEED: No supplies needed

WHAT YOU DO:

- Gather the group in a large place (or even outside, if possible) and play a game of freeze tag.
- One kid is IT and must tag as many people as possible.
- When kids get tagged, they are frozen.
- They can only return to the game if someone else tags them again, "unfreezing" them.
- The last person to be frozen is IT in the next game.
- Or if the game is taking a while, you can choose a new IT at any time.
- Play as long as time allows.

WHAT YOU SAY:

"How did it feel to be frozen? How did you decide when to help a frozen teammate? Sometimes, we want to help our friends in real life, but we're not sure how. **[Transition] Let's go hear about some ways to help them with something even more important than a game!**"

Lead your group to the Large Group area.

PRELUDE

SOCIAL

STORY

WORSHIP

GROUPS

HOME

25 MINUTES

10 MINUTES

BIBLE STORY

I Want to Know What Love Is
Paul in Athens/Unknown God
Acts 17:16-34

Engage kids' hearts through a dynamic and interactive Bible story, worship, and prayer experience in a Large Group setting.

SFX: Play high-energy music as kids enter.

CG: Theme Slide

Optional Video (Media Package): Theme Loop

MEMORY VERSE

God's grace has saved you
because of your faith in Christ.
Your salvation doesn't come from
anything you do. It is God's gift.
Ephesians 2:8, NIRV

Leader enters, carrying the box with paper plates and pens.

Optional Video (Media Package): Countdown (30- or 60-second version)

Optional Video (Media Package): Theme

LIFE APP

Faith—Trusting in what you can't
see because of what you can see

OPENER

LEADER: "Hi, everyone! It's always great to see your faces here at [your environment's name]. This summer, we're taking a closer look at what it means to have faith.

CG: Faith Slide

Optional Video (Media Package): Theme Transition to Life App

BOTTOM LINE

You can help others know Jesus.

"Faith is trusting in what you can't see because of what you can see.

CG: Theme Slide

Optional Video (Media Package): Life App Transition to Theme

BASIC TRUTH

**I should treat others the way
I want to be treated.**

"There's a lot we CAN'T see when it comes to what we believe. We can't see God with our eyes. But thankfully, there's a lot we CAN see, too—and when we focus on those things, our faith gets stronger and stronger.

"The good news is that we're not in this whole faith thing alone. We've got each other. Let's play a game today where we help each other see! Everyone, partner with someone next to you.

Hand out the paper plates and pens. If you have an odd number of kids, you can partner with a kid.

"Decide which one of you will draw first. (Pause for them to decide.) When I say, 'Go,' those of you who are drawing will turn around so your back is to me and sit down on the floor.

"We'll put up a slide with a picture of a summer scene. Your partner will stand next to you and describe the scene to you. You'll try to re-create the picture by

drawing it on your paper plate. Your partner can't touch the pen or the paper plate or you; they can only use their voice to guide you.

"When time is up, you turn around and see the picture to compare how you did. Then, we'll switch, and the person who drew will help their partner draw another scene. You'll each get one minute to do the best you can.

"Draw-ers, turn around. (*Wait until everyone has turned.*) On your mark, get set, go!

Set a timer on your phone for 60 seconds.

CG: Beach Scene

SFX: Instrumental music (suggestion: "Walk, Don't Run" by the Ventures)

"Time is almost up! Five . . . four . . . three . . . two . . . one . . . pens down!

Allow the kids to look at their drawing and compare it to the slide, but quickly transition to the next round.

"Time to switch! If you drew last time, stand up and guide your partner in drawing this next scene. Those of you who helped last time, turn around and sit on the floor with your paper plate and pen.

When everyone is ready, start another 60-second timer and change the slide.

"On your mark, get set, go!

CG: Pool Scene

SFX: Instrumental music (suggestion: "Mambo Beat" by Tito Puente)

"Five . . . four . . . three . . . two . . . one . . . pens down!

Allow the kids to look at their drawing and compare it to the slide.

CG: Theme Slide

Optional Video (Media Package): Theme Loop

"It's not easy to draw when you can't see what you're doing, is it? But I can guarantee you that you did better with a friend helping you than you could do on your own. I'm really glad we have each other!

"Let's keep having fun together. Everyone on your feet; let's sing some songs to God!"

WORSHIP

LEADER: "Listen to these words from Psalm 136: *Give thanks to the God of heaven. His faithful love continues forever (Psalm 136:26, NIRV).* God's love changes us, and then we can share His love with the world. Let's sing out about all the ways God's love has changed us!

PRELUDE

SOCIAL

STORY

WORSHIP

GROUPS

HOME

25 MINUTES

10 MINUTES

SFX: "Lift My Voice" track 10 from Can't Stop Won't Stop

"I love lifting my voice to worship God with you. In fact, I can't stop, won't stop!"

SFX: "Can't Stop Won't Stop" track 11 from Can't Stop Won't Stop

"When we sing God's praises, we help others know Jesus. I've got a story today about someone else who did that, too. Take a seat so I can tell you about it!"

VIDEO: One Big Story Intro

CG: Blank Bottom Line Slide

STORY

SETTING UP THE STORY

LEADER: "We've been talking a lot about a man named Paul, whose life changed in a big way after he met Jesus. Paul went from arresting and trying to STOP people who believed in Jesus to actually believing in Jesus himself and spreading the word about Him. Because Paul devoted his life to sharing the message of Jesus, many Jewish and Greek people came to believe, too."

"But on the flipside, in nearly every town, a group of religious leaders would gather to try to stop what Paul was doing. These were people who felt like Paul did BEFORE he met Jesus. They didn't believe Jesus was God's Son, and they certainly didn't want Paul going around telling others about Him."

"Paul and his friends were forced to leave several cities, including Thessalonica. Then, the same group of religious leaders followed Paul to run him out of a town called Berea. Thankfully, Paul had the help of his fellow believers. They helped him escape to the coast so he could travel to Athens. Paul left instructions for his traveling friends, Silas and Timothy, to join him as soon as possible."

PAUL IN ATHENS

LEADER: "When Paul arrived in Athens, he walked up and down the streets, taking in the sights of the city. He saw lots of statues as he walked. The statues were actually false gods, and the Athenians worshipped thousands of them!"

"We don't know what all those gods were, but you can imagine there were some really interesting choices."

"Maybe . . . the god of [first prop]?"

Lift the sheet to reveal the first statue and placard.

"Or, how about the god of . . . [second prop]?"

Lift the sheet to reveal the second statue. Continue until you've revealed all EXCEPT the frame representing the 'unknown god.'

"I doubt they had these particular gods, but who knows? Basically, they thought these gods were in charge of different things. They just hadn't heard about the One TRUE God.

"While Paul waited for his friends to arrive, he visited the Jewish synagogue to tell the people there—both Jews and Greeks—about Jesus. He also spoke with people in the marketplace."

PAUL AT THE HIGH COURT

LEADER: "Word spread of Paul's message about Jesus, and a group of Athenian thinkers wanted to know more. These thinkers were people who spent their days . . . well . . . thinking. They were interested in gaining knowledge and wisdom, and Paul had ideas they had never heard. So, they brought Paul to a meeting of the Areopagus, which was the high court of Athens.

"The men asked Paul to share his teaching. Paul wanted to connect the story of Jesus with something they already knew. He remembered when he walked around the city earlier and looked at all the statues of different gods. He had seen an altar with these words: To an unknown god."

Lift the sheet to reveal the empty frame and placard.

PAUL SPEAKS

LEADER: "Paul started by pointing out that the people of Athens were very religious. All of the statues of the false gods they worshipped made this pretty obvious.

"Then, he said this.

Open the Bible to Acts 17:23 (NIRV) and read.

"As I walked around, I looked carefully at the things you worship. I even found an altar with to an unknown god written on it. So you don't know what you are worshipping. Now I am going to tell you about this 'unknown god.'

Pick up the empty frame.

"Paul explained that the True God made the entire world and everything in it. He created each individual person with a purpose. Listen to what else he said.

Open the Bible to Acts 17:27 (NIRV) and read.

"God did this so that people would seek him. And perhaps they would reach out for him and find him. They would find him even though he is not far from any of us.

"Paul went on to quote some of the writers from Athens. He knew that the Athenians might listen to the words of their OWN writers that showed something of Who God is. These writers had said things like:

Open the Bible to Acts 17:28 (NIRV) and read.

PRELUDE

SOCIAL

STORY

WORSHIP

GROUPS

HOME

25 MINUTES

10 MINUTES

“In him we live and move and exist . . . ‘We are his children.’

“Paul told them that they were right—people ARE God’s children, and God is alive and real, not some statue carved out of stone or molded from gold. Now, by sending Jesus, God had called everyone, everywhere to turn away from the wrong they’ve done and follow Him. He proved this by raising Jesus from the dead.

CG: Picture of the empty tomb

“As Paul spoke, some people made fun of what he said, but others wanted to hear him speak about Jesus again.”

WRAPPING UP THE STORY

LEADER: “In fact, many Athenians became believers after hearing Paul speak, including a man named Dionysius and a woman named Damaris.

Pull out the printed picture of the empty tomb and stick it in the frame.

“Because of Paul, they realized that the ‘unknown god’ wasn’t unknown at all. God sent Jesus to be our Savior so that EVERYONE could know Him personally.

Set the framed picture on the table.

“And Paul continued to share the good news and love of Jesus wherever he went. Paul knew that Jesus is the answer for everyone, so he wanted to help others know Him. Paul explained things in a way that people could relate to, in a way they understood. *(Hold up the frame.)*

“You can do that, too.

CG: Bottom Line Slide

“You can help others know Jesus.

“Let’s ask God to help us do that.”

CG: Blank Bottom Line Slide

PRAY

LEADER: “Dear God, thank You for sending Jesus to be our Savior. Thank You for giving Paul and so many others the courage to help others know about Jesus. Because they shared the good news, and others continued to share it, WE can know Jesus, too! Please give us the strength and courage to help others know Jesus—with the words we say and the way we live. We love You, and we pray these things in Jesus’ name, amen.”

CG: Timeline

PRELUDE

SOCIAL

STORY

WORSHIP

GROUPS

HOME

25 MINUTES

10 MINUTES

CLOSER

LEADER: "In the beginning, God created a perfect world . . . but people messed it up. That separated us from God. But He still loves us! In fact, He loves us so much that He sent Jesus, His only Son, to be our Savior. And Jesus came for everyone. God wants EVERYONE to know Jesus as their Savior.

CG: Today's Story Image

Optional: Place Today's Story Image on your timeline.

"When Paul was in Athens, he used an altar to an unknown god to share the message of Jesus with the people.

CG: Bottom Line Slide

"You can help others know Jesus, too. Just like Paul did, you can be real and talk about what you believe in a way that others understand.

"And remember, helping others know Jesus isn't just in what you say; it's also in what you do. When you treat people with love, respect, and kindness, they can see the love of Jesus THROUGH you.

"Think about it. When you put others first, people notice. They can see there's something different about you because you're choosing to **[Basic Truth] treat others the way you want to be treated.** That helps them see what a difference Jesus has made in your life.

"You can help others know Jesus. Say that with me."

LEADER AND KIDS: "You can help others know Jesus."

LEADER: "We'll talk about more ways we can do that in Small Group, so let's head over!"

Dismiss kids to their small groups.

SFX: Play high-energy music as the kids exit.

CG: Theme Slide

Optional Video (Media Package): Theme Loop

PRELUDE

SOCIAL

STORY

WORSHIP

GROUPS

HOME

25 MINUTES

TALK ABOUT GOD

BIBLE STORY
REVIEW



IMAGINE

an activity that promotes empathy and facilitates biblical application through role-play and reenactment

BIBLE STORY

I Want to Know What Love Is
Paul in Athens/Unknown God
Acts 17:16-34

MEMORY VERSE

**God's grace has saved you
because of your faith in Christ.
Your salvation doesn't come from
anything you do. It is God's gift.**
Ephesians 2:8, NIRV

LIFE APP

**Faith—Trusting in what you can't
see because of what you can see**

BOTTOM LINE

You can help others know Jesus.

BASIC TRUTH

**I should treat others the way
I want to be treated.**

* 1. GRAND TOUR

WHAT YOU NEED: "Grand Tour Script" Activity Page, "VR Goggles Template" Activity Page, scissors, glue sticks, colored cellophane, hole punch, pipe cleaners

WHAT YOU DO:

- Give each kid a "VR Goggles Template" and direct them to cut around the outline of the goggles and inside the eye pieces so they end up with a goggles frame. (Ask older kids to help younger kids, if needed.)
- Then, pass out the colored cellophane, pipe cleaners, hole punch, and glue sticks.
- Guide kids to stick the colored cellophane over the eye-mask part of the goggles, securing it with tape or wrapping a couple layers of cellophane over the frame of the goggles so it stays in place.
- Lead them to punch holes where indicated and thread pipe cleaners through each hold to make earpieces.
- These will look like ski goggles, but for the sake of our "Grand Tour," refer to them as the "VR Goggles of The Past and Future."
- Instruct kids to put on their VR Goggles of The Past and Future as you read through the script.
- Pause often to allow kids to insert their own thoughts or comments on what is "happening."
- When the Grand Tour is over, ask kids to remove their goggles and set them aside until groups time is over.

WHAT YOU SAY:

"That was quite a whirlwind tour of ancient Athens! While Paul was there, we know he met with many different people. He lived in the city, just like they did, and he probably had to run errands like a normal person. Do you think he stood up and preached everywhere, all the time, like when he went to the market to get food or when he bought ink for his quill to write a letter? (*Probably not.*) Then how did Paul help so many people in Athens and other places to follow Jesus? (*By preaching, but also by how he treated them.*)

"Preaching and telling people all about Jesus is certainly an important part of helping people know Jesus. But there are lots of other ways to help others

PRELUDE

SOCIAL

STORY

WORSHIP

GROUPS

HOME

25 MINUTES

TALK ABOUT GOD

BIBLE STORY
REVIEW



IMAGINE

an activity that promotes empathy and facilitates biblical application through role-play and reenactment

know Jesus. Can you think of any? (Allow for responses: showing kindness, sharing, helping others, being patient, inviting them to church or to church events.)

“You can help others know Jesus by what you do as much as what you say. You’re practicing faith when you show people what God is like by what you do.”

Optional Discussion Questions for Older Kids

If you lead 4th, 5th, or 6th graders, consider asking these discussion questions:

- Would you believe someone who told you that God loves you or someone who tried to love you like God loves you? Why? What would that look like?
- When someone says they love God and have a relationship with Him, but they treat others poorly, put themselves first ALL the time, and don’t seem like they care about anyone else, how does that make it hard for them to help others know Jesus?
- How can you specifically act toward others so that **you can help others know Jesus?** What does that look like at school, or at sports practice, or hanging out with your friends?

**LIVE
FOR GOD**
APPLICATION
ACTIVITY



PLAY

an activity that encourages learning through following guidelines and working as a group

BIBLE STORY

I Want to Know What Love Is
Paul in Athens/Unknown God
Acts 17:16-34

MEMORY VERSE

**God's grace has saved you
because of your faith in Christ.
Your salvation doesn't come from
anything you do. It is God's gift.**
Ephesians 2:8, NIV

LIFE APP

**Faith—Trusting in what you can't
see because of what you can see**

BOTTOM LINE

You can help others know Jesus.

BASIC TRUTH

**I should treat others the way
I want to be treated.**

2. EVERYWHERE I GO

WHAT YOU NEED: "Everywhere I Go Matching Cards" Activity Pages

WHAT YOU DO:

- Divide your group into teams of four and give each team their own set of cards.
- Instruct teams to spread out so that every team can play at the same time.
- Ask older kids on each team to lay out the cards in a grid of four rows and six columns, face down.
- Let kids take turns flipping over two cards at a time.
- If those cards are a match, that player keeps them and answers the question, "How can you help someone know Jesus at [location pictured on the matched cards]?"
- If the cards are not a match, the player flips them back over and play moves to the right.
- Play until all of the cards have been matched. The player with the most matches wins.
- Play a couple more rounds if there's interest and time.
- Set aside the cards and gather for discussion.

WHAT YOU SAY:

"There are a lot of places where we go in a week, month, or year. Not all of them are great places to get up and preach to a crowd! But even if we're not preaching, or telling Bible stories to our friends, **you can help others know Jesus** anywhere you are.

"You can talk about Jesus, of course! You can talk about coming here to church or small group and invite your friends. But you can also talk about other things—motocross biking, snowman building, spelling bees, swimming class, tacos—and still help other people know Jesus. How? (*Invite responses.*)

"One way is HOW you talk. Do you make fun of the kid who fell off his bike or say bad things about the fastest swimmer because you're a little jealous? (*Kids can add some non-helpful ways to talk, but keep it brief.*) That's NOT helping others know Jesus.

PRELUDE

SOCIAL

STORY

WORSHIP

GROUPS

HOME

25 MINUTES

**LIVE
FOR GOD**
APPLICATION
ACTIVITY



PLAY

an activity that encourages learning through following guidelines and working as a group

“Another way is by what you do. Are you respectful to the person working in the school cafeteria? Do you wipe up your muddy footprints in the kitchen so your grandma doesn’t have to? Those things show what Jesus is like: kind and humble. Those things DO help others know Jesus.

“What other actions show **you can help others know Jesus?** *(Hold up a matching card.)* What could you do here? *(Invite responses and use a few more cards as time allows.)*

“All of these things are how we show others our faith. We believe, no matter where we are, that God is with us even when we can’t see Him!

HEAR FROM GOD

MEMORY VERSE
ACTIVITY



MOVE

an activity that increases the oxygen in the brain and taps into the energy in the body

BIBLE STORY

I Want to Know What Love Is
Paul in Athens/Unknown God
Acts 17:16-34

MEMORY VERSE

**God's grace has saved you
because of your faith in Christ.
Your salvation doesn't come from
anything you do. It is God's gift.**
Ephesians 2:8, NIRV

LIFE APP

**Faith—Trusting in what you can't
see because of what you can see**

BOTTOM LINE

You can help others know Jesus.

BASIC TRUTH

**I should treat others the way
I want to be treated.**

3. POPSICLE AND POTATO

WHAT YOU NEED: "Memory Verse Cards" (Activity Page), Bibles

WHAT YOU DO:

- Guide your group to partner up.
- Then, send one partner from each pair somewhere they are mostly out of earshot and can't see the rest of the group, like a hallway or room next door.
- Hide the "Memory Verse Cards" around your small group area.
- Depending on the age of your group, you can be as sneaky or as obvious as you want.
- Let the partners see where the cards are, but they can't help hide them.
- When the cards are hidden, bring the partners back.
- The kids who were in the room while the cards were hidden are the "guides."
- They'll tell their partner how to find the cards, but they can't use regular words. They can give "hot and cold" directions, but "hot" is "potato" and "cold" is "popsicle."
- If you have first graders and up, do not tell them what the code words stand for! Give them a few minutes to figure it out.

NOTE: For young kids, or if it goes on too long, you can give hints. What kind of food is hot? What kind is cold? etc.

- When all of the cards have been found, use the Bible to put Ephesians 2:8 in order and read it out loud. If you think your kids know the verse pretty well, challenge them to put the cards in order without using the Bible.
- If time allows, switch roles for the partners. The code words now are red and blue for younger kids and Hawaii and Alaska for older kids.

WHAT YOU SAY:

"This game was like one you've played before with one big difference: the words! Our Bible story showed us that Paul used one thing that the Athenians had in common with Jesus followers: they wanted to follow someone. They were ready to worship. They knew how to do this. So, Paul told them who to follow and who deserves all our worship. But he used words that they could understand, starting with what they know.

"When we are with our friends, and we want to share how awesome Jesus is and how we want to follow Him, we need to use words everyone understands. Even more, we need to use ACTIONS that everyone

PRELUDE

SOCIAL

STORY

WORSHIP

GROUPS

HOME

25 MINUTES

HEAR FROM GOD

MEMORY VERSE
ACTIVITY



MOVE

an activity that increases the oxygen in the brain and taps into the energy in the body

understands. What is an action that almost everyone knows is kind? *(Allow for response.)*

“What about an action that is generous? *(Invite answers.)* What about forgiving? *(Allow for responses.)*”

“When we show our faith by what we do, we’re demonstrating that **you can help others know Jesus** even when they can’t see Him.”

[Make It Personal] (Share a time when your actions communicated your faith: you were honest at work or kind to a stranger. Did your actions provide an opportunity for a conversation about faith? What did you say? Let kids share if they have similar experiences.)

PRAY TO GOD PRAYER ACTIVITY



REFLECT

an activity that creates space for personal understanding and application

BIBLE STORY

I Want to Know What Love Is
Paul in Athens/Unknown God
Acts 17:16-34

MEMORY VERSE

**God's grace has saved you
because of your faith in Christ.
Your salvation doesn't come from
anything you do. It is God's gift.**
Ephesians 2:8, NIV

LIFE APP

**Faith—Trusting in what you can't
see because of what you can see**

BOTTOM LINE

You can help others know Jesus.

BASIC TRUTH

**I should treat others the way
I want to be treated.**

PRAY AND DISMISS

WHAT YOU NEED: "Faith Logs" from Week One, new "Faith Logs" for kids who were absent, pencils or pens

WHAT YOU DO:

- Hand out this month's "Faith Logs" and instruct kids to open to the second page.
- Ask them to share out loud before they write: How will you help others know Jesus this week?
- Prompt them if they're not sure. Where could they show Jesus' love through their actions? What words could they say to their friends?
- Encourage them to write these down or draw their answers and complete the log. Make sure names are written on the logs of kids who were gone Week One.
- Store the "Faith Logs" to use again next week. (Take them home with you and bring them back if you're in a portable church environment.)
- Close in prayer.

WHAT YOU SAY:

"Dear God, we are so thankful for Jesus and we want everyone to know what a good gift You've given us! Please help us show others who Jesus is by what we say and do this week. Amen!"

As adults arrive to pick up, let kids take home their goggles and see if they can spot ways to help others know Jesus this week!

Welcome, tourists, to Ancient Athens! Let's follow in Paul's footsteps!

Right under your feet is the very dock where Paul's foot first touched Athenian soil. Well, Athenian lumber. Actually, Athenian dirt. This deck is filthy! Let's continue.

To your left, you'll see the homes of the believers where Paul stayed. Notice how normal they look—they aren't four-star hotels or anything. Yes, Paul slept, ate, and did laundry in that very house there. They might still have his toothbrushing stick.

As we walk toward the marketplace, you'll notice all the fresh fruit and vegetables; these were evidence to the Athenians that their gods had blessed the lands. What kinds do you see? If you peek behind the cash desk, there, you can see a tiny statue to their god of harvest. These people think that everything comes from some god or another.

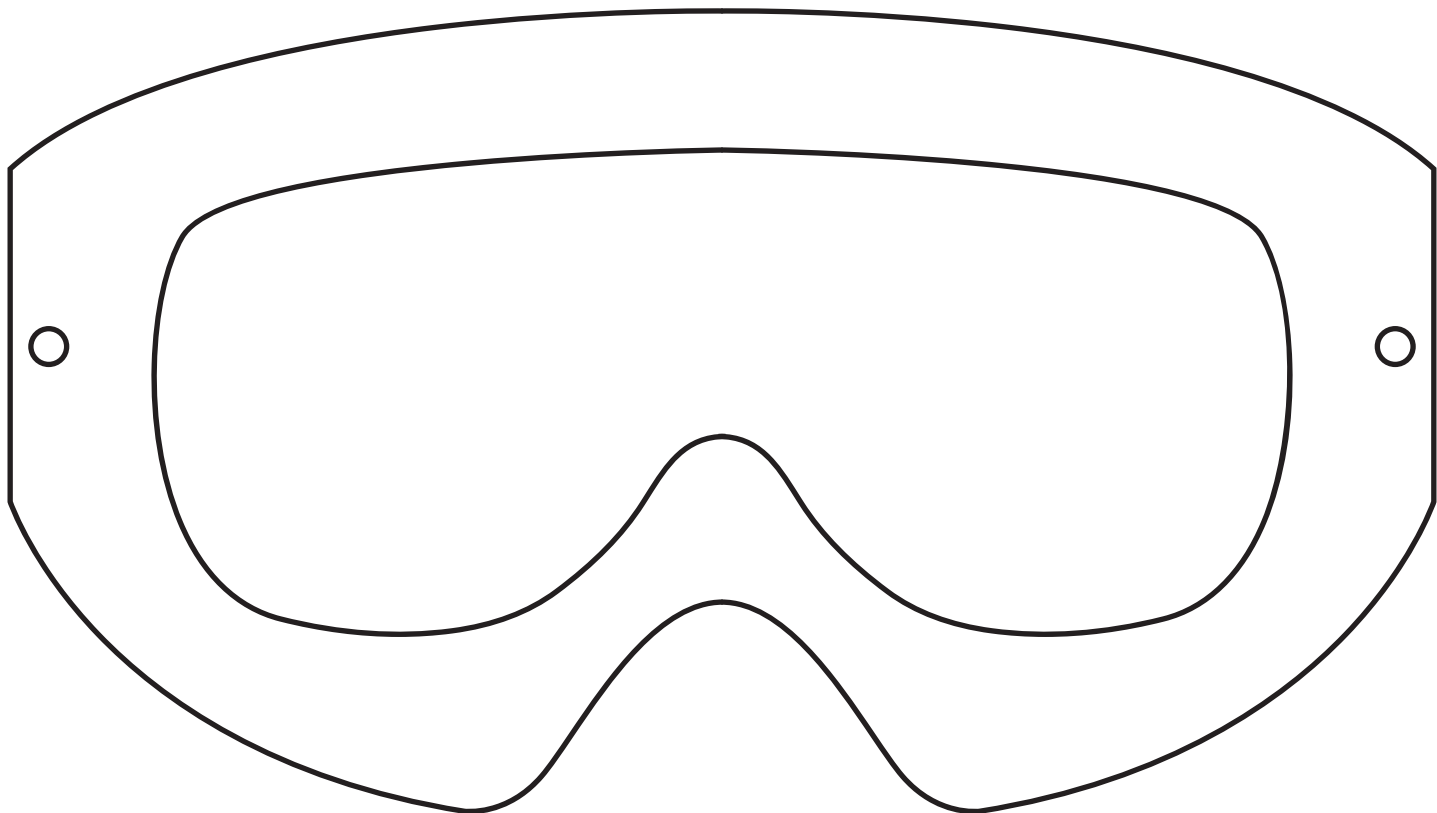
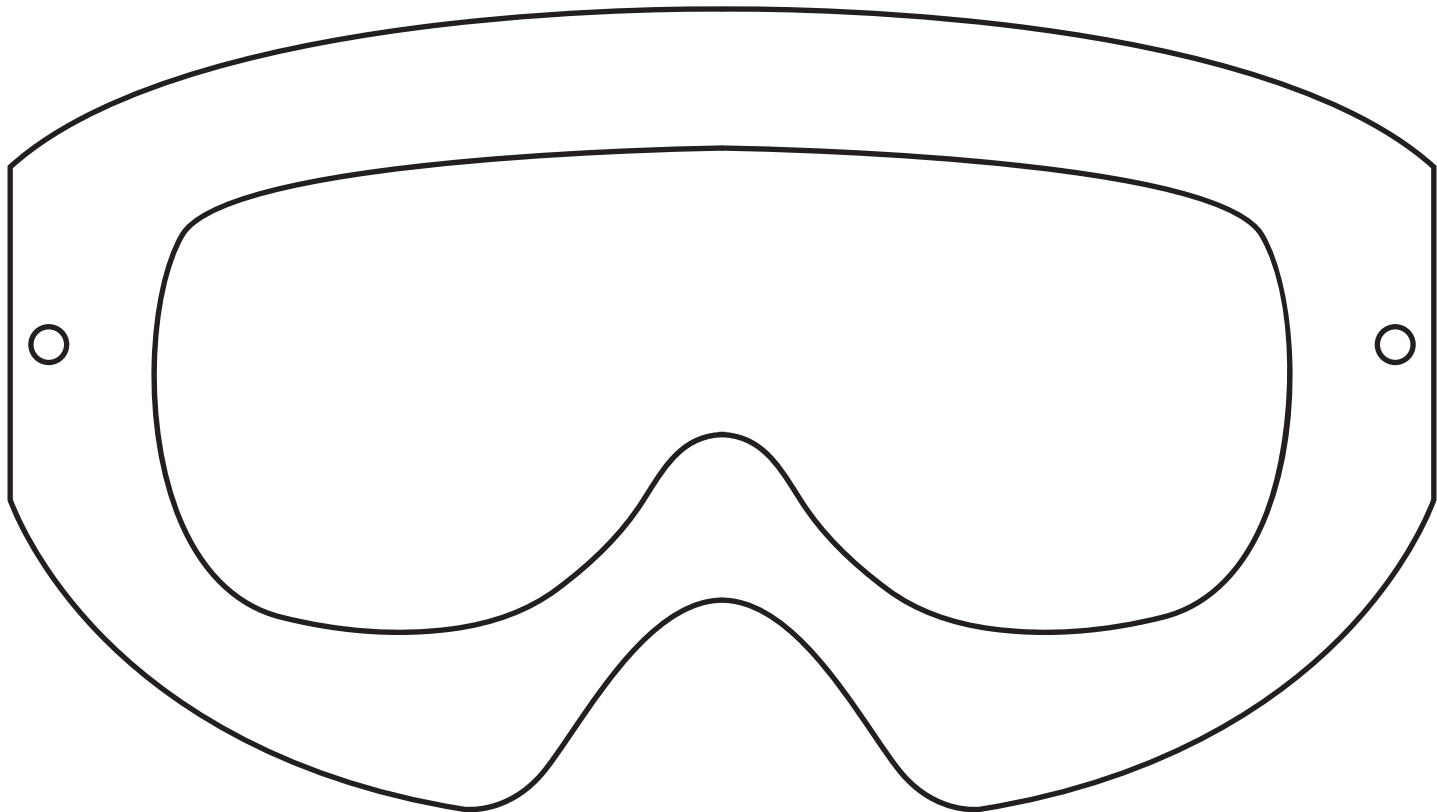
Take a deep breath. We're coming to the fish market! Lift your feet so you don't end up in a puddle of ocean water and sardine guts!

Now, look to your right, then left, all the way up. You'll see the stone workers building more statue gods. From tiny little gods you can put in your pocket to giant monuments, these builders do it all. They definitely want these people to keep believing in a lot of gods. It's good for business!


Here's the synagogue where Jews who believe in the one true God come to pray and worship. I can hear them chanting Psalm 23, can't you? Look around. You can see the men on one side and the women on the other. Step carefully and tiptoe to the front so you can see who is reading the Scripture of the day. It could be Paul!

We're in the Areopagus, now—the big square where people talk about new ideas. There's a guy standing on a box saying that the world is round, of all things. Someone else has climbed a fountain to say that the whole world is just a dream. There's where Paul stood, near that little stone cube that says "to an unknown god." These people want to make sure they can be blessed by whatever is out there!

There's such a crowd here, today. I'm worried we might get separated, so let's take off our goggles and get back to Small Group.




What to Do:
Print one for each kid.



CLASSROOM



PLAYGROUND



SCHOOL BUS



LUNCHROOM



SOCCER FIELD



KITCHEN




BEDROOM




LAUNDROMAT




STORE



DOCTOR'S OFFICE



RESTAURANT



BABYSITTER'S HOUSE

What to Do:

Print on colored cardstock and cut apart. Make one set for every four kids.

Everywhere I Go Matching Cards

July 2020, Week 2, K5 Starter
©2020 The reThink Group, Inc. All rights reserved.

God's grace

has saved

you because

of your faith

in Christ.

Your salvation

doesn't come

from anything

you do.

It is

God's gift.

Ephesians 2:8, NIrV

WHAT TO DO:

Print and cut apart. Provide one set for each small group.

Memory Verse Cards (NIrV)

July 2020, Week 2, K5 Starter

©2020 The reThink Group, Inc. All rights reserved.

For it is

by grace

you have

been saved,

through faith—

and this is

not from

yourselves,

it is

the gift

of God.

Ephesians 2:8, NIV

What to Do:

Print and cut apart. Provide one set for each small group.

Memory Verse Cards (NIV)

July 2020, Week 2, K5 Starter

©2020 The reThink Group, Inc. All rights reserved.