

INDESCRIBABLE

YOUR CREATOR HAS NO LIMITS

WEEK
FOUR
AUGUST 2020

SMALL GROUP

K-1

TODAY'S SUGGESTED SCHEDULE

TODAY'S BIBLE STORY

With a Little Help from My Friends

Four Friends Who Helped
Mark 2:1-12

TODAY'S BOTTOM LINE

God created you
for a purpose.

MONTHLY MEMORY VERSE

Lord, you are great.
You are really worthy of praise.
No one can completely
understand how great you are.
Psalm 145:3, NIV

MONTHLY LIFE APP

Creativity—Imagining what
you could do because you're
made in God's image

BASIC TRUTH

I should treat others the way
I want to be treated.

PRELUDE: Setting the tone for the experience

See the **Getting Ready** pages at the end of this document for a detailed description of what you'll need for today.

In the **Prelude** folder of your curriculum, you'll find a variety of other resources to help you prepare.

SMALL GROUP

15
MIN

SOCIAL: Providing time for fun interaction

Early Arriver
Opening Activity

LARGE GROUP

35
MIN

STORY: Communicating God's truth in engaging ways **WORSHIP:** Inviting people to respond to God

Welcome/Opener
Worship ("Made In the Image" from *Little Praise Party-Ready Set Go* and "Beautiful" from *This Love*)
Bible Story
Bottom Line
Prayer
Closer

SMALL GROUP

25
MIN

GROUPS: Creating a safe place to connect

Bible Story Review: Together
Application Activity: Hole in the Roof
Memory Verse Activity: Better . . . Together
Prayer Activity: Pray and Dismiss

HOME: Prompting action beyond the experience

Parent Cue Card (print or email)
GodTime devotional for kids
Studio252.tv
Parent Cue App

INDESCRIBABLE

YOUR CREATOR HAS NO LIMITS

WEEK
FOUR
AUGUST 2020

SMALL GROUP

K-1

PRELUDE

SOCIAL

STORY

WORSHIP

GROUPS

HOME

PROVIDING TIME FOR FUN INTERACTION
15 MINUTES

MADE TO PLAY

an activity that encourages learning
through following guidelines and/or
working as a group



Before kids arrive, take a few moments to pray for them. Pray for those who might visit your group for the first time. Thank God for surrounding us with others who are also creative. Pray for kids as they begin to discover how their creativity fits with the creativity of their peers. Ask God to help kids learn how they might be able to combine their creativity with their friends' creativity to make an even bigger impact!

TODAY'S BIBLE STORY

With a Little Help from My Friends

Four Friends Who Helped
Mark 2:1-12

TODAY'S BOTTOM LINE

**God created you
for a purpose.**

MONTHLY MEMORY VERSE

Lord, you are great.
You are really worthy of praise.
No one can completely
understand how great you are.
Psalm 145:3, NIV

MONTHLY LIFE APP

**Creativity—Imagining what
you could do because you're
made in God's image**

BASIC TRUTH

**I should treat others the way
I want to be treated.**

1. EARLY ARRIVER IDEA

WHAT YOU NEED: Offering container, dice

WHAT YOU DO:

- Guide kids to place their offerings in the container.
- At your signal, guide kids to roll the dice.
- For the first round, challenge them to roll until they get a "straight" with a 1, 2, 3, and 4.
- For the second round, challenge them to get all fours.
- If you don't have a set of dice for each kid, have kids take turns.

INDESCRIBABLE

YOUR CREATOR HAS NO LIMITS

WEEK
FOUR
AUGUST 2020

SMALL GROUP

K-1

PRELUDE

SOCIAL

STORY

WORSHIP

GROUPS

HOME

PROVIDING TIME FOR FUN INTERACTION
15 MINUTES

MADE TO MOVE

an activity that increases the oxygen
in the brain and taps into the energy
in the body



2. OPENING ACTIVITY

WHAT YOU NEED: Hula hoops, upbeat music

WHAT YOU DO:

- Scatter the hoops around your environment.
- Play the music, guiding kids to mingle.
- When you stop the music, call out a number from two to four.
- Guide kids to get into groups of that number and stand inside a hoop with their group.
- End by calling a group of five. (If you have four kids, join their group. If you have three kids, call a group of four and join them.)

WHAT YOU SAY:

"Great job working together and helping each other! **[Transition]** In Large Group, we'll hear about four friends who helped another friend in a very special way. Let's go learn more."

Lead your group to the Large Group area.

TODAY'S BIBLE STORY

With a Little Help from My Friends

Four Friends Who Helped
Mark 2:1-12

TODAY'S BOTTOM LINE

**God created you
for a purpose.**

MONTHLY MEMORY VERSE

Lord, you are great.
You are really worthy of praise.
No one can completely
understand how great you are.
Psalm 145:3, NIV

MONTHLY LIFE APP

**Creativity—Imagining what
you could do because you're
made in God's image**

BASIC TRUTH

**I should treat others the way
I want to be treated.**

INDESCRIBABLE

YOUR CREATOR HAS NO LIMITS

WEEK
FOUR
AUGUST 2020

SMALL GROUP

K-1

PRELUDE

SOCIAL

STORY

WORSHIP

GROUPS

HOME

CREATING A SAFE PLACE TO CONNECT
25 MINUTES

MADE TO MOVE

an activity that increases the oxygen
in the brain and taps into the energy
in the body



1. TOGETHER

[TALK ABOUT GOD | BIBLE STORY REVIEW]

WHAT YOU NEED: Bible marked at Mark 2, hand towels,
balls, baskets or boxes

WHAT YOU DO:

- Invite a volunteer to open the Bible to Mark 2.
- Ask guiding questions to briefly review the Bible story.

Be sure to touch on the following points:

- Jesus was teaching at a house in a city. So many people came to hear Him that there wasn't any room—not even outside the door!
- Four men came, carrying a man who couldn't walk. They couldn't get close to Jesus because of the crowd. So, they made a hole in the roof of the house and lowered the man on a mat, through the hole.
- Jesus saw their faith and told the man that his sins were forgiven. He told the man to get up, take his mat, and go home!
- The four men worked together to get their friend to Jesus, and Jesus showed how powerful He was by forgiving his sins and healing him!
- Help kids get into groups of four.
- Give each group a ball and a towel.
- Guide the teams to work together to use the towel to carry the ball to the basket or box, gently lower the ball into the basket, then go back to start.
- The catch: they can't touch the ball with their hands!
- If your environment allows, create an obstacle course.
- Lead the teams to maneuver the course as they move the ball to the basket.

TODAY'S BIBLE STORY

With a Little Help from My Friends

Four Friends Who Helped
Mark 2:1-12

TODAY'S BOTTOM LINE

**God created you
for a purpose.**

MONTHLY MEMORY VERSE

Lord, you are great.
You are really worthy of praise.
No one can completely
understand how great you are.
Psalm 145:3, NIV

MONTHLY LIFE APP

Creativity—Imagining what
you could do because you're
made in God's image

BASIC TRUTH

**I should treat others the way
I want to be treated.**

WHAT YOU SAY:

"You guys did a great job working together to get those balls into the basket. Do you think it was hard or easy for the four friends to get their friend to Jesus? (Pause.) Why? (Pause.) Just like the four men worked together to get their friend to Jesus, you worked together to get the balls to the basket! **God created you to work with others.**"

[Make it Personal] (Tell kids a way that you've worked with others, especially if it showed others more about God.)

"What are some ways that you can work with others? (Me and my friends can help cheer up a friend who's sad. I can help my brother or sister clean their room. I can help my mom bake cookies for our neighbor. Me and my friends can help clean the classroom at school.) Great ideas! Just like the four men worked together to help their friend, you can work with your friends to help others, too. So, remember, **God created you to work with others.**"

INDESCRIBABLE

YOUR CREATOR HAS NO LIMITS

WEEK
FOUR
AUGUST 2020

SMALL GROUP

K-1

PRELUDE

SOCIAL

STORY

WORSHIP

GROUPS

HOME

CREATING A SAFE PLACE TO CONNECT
25 MINUTES

MADE TO PLAY

an activity that encourages learning through following guidelines and/or working as a group



*2. HOLE IN THE ROOF

[HEAR FROM GOD | MEMORY VERSE ACTIVITY]

WHAT YOU NEED: "Hole in the Roof" Activity Page, straws, tape

WHAT YOU DO:

- Help kids get into groups of four. If you played the "Together" activity, kids can stay in their same groups.
- Use the masking tape to divide your group's area into two halves.
- Give each kid a straw.
- Place a set of "Hole in the Roof" puzzle pieces face down near each team, making sure all teams are on the same side of the tape line.
- When you say, "Go," teams will race to get all the puzzle pieces to the other side of the line.
- Kids can only pick up the pieces by putting one end of the straw in their mouth and the other end against a puzzle piece then sucking in on the straw.
- They cannot touch the pieces with their hands.
- If kids drop a piece, they must pick it back up with the straw.
- When a team successfully moves all of its pieces, lead them to work together to assemble the puzzle.
- When every team finishes, lead kids to point to the words as you read the verse aloud.

TODAY'S BIBLE STORY

With a Little Help from My Friends

Four Friends Who Helped
Mark 2:1-12

TODAY'S BOTTOM LINE

**God created you
for a purpose.**

MONTHLY MEMORY VERSE

**Lord, you are great.
You are really worthy of praise.
No one can completely
understand how great you are.**
Psalm 145:3, NIV

MONTHLY LIFE APP

**Creativity—Imagining what
you could do because you're
made in God's image**

BASIC TRUTH

**I should treat others the way
I want to be treated.**

WHAT YOU SAY:

"One way that God is great is that He created us to work together. On our own we can do good things, but when we work with others, we can do even greater things! What are some ways that you can work with others to show people how great God is? (*Me and my friend can make a card to give to our friend. Me and my friends can invite the new kid to play with us. Me and my friends can do a play about Jesus.*) Those are wonderful and creative ideas! So, this week, look for ways to work with others to show people that God is great! And remember, **God created you to work with others.**"

INDESCRIBABLE

YOUR CREATOR HAS NO LIMITS

WEEK
FOUR
AUGUST 2020

SMALL GROUP

K-1

PRELUDE

SOCIAL

STORY

WORSHIP

GROUPS

HOME

CREATING A SAFE PLACE TO CONNECT
25 MINUTES

MADE TO PLAY

an activity that encourages learning through following guidelines and/or working as a group



3. BETTER . . . TOGETHER

[LIVE FOR GOD | APPLICATION ACTIVITY]

Option 1: Concentration

WHAT YOU NEED: "Better . . . Together Cards" Activity Pages

WHAT YOU DO:

- Help kids get into groups of two.
- Give each pair a set of "Better . . . Together Cards".
- Instruct kids to spread out the cards face down (no peeking).
- Lead kids to take turns turning over two cards and searching for two items that go together (peanut butter and jelly; hammer and nail, etc.).
- If the items go together, the player keeps the pair and play moves to the next kid.
- If the items don't go together, the player turns the cards back over and play moves to the next kid.
- Repeat the game if time allows.

WHAT YOU SAY:

"Peanut butter is good on its own. Jelly is good on its own. But when you put them together, they become something more! It's the same with us. On our own, we can show others who God is and what He's like, but when we work with others, we can show people even more who God is.

"Let's say you're good at drawing and your friend is good at writing. If someone is sick or sad, you and your friend can work together to make a card for them. Or let's say there's a new kid at school. You and your friends can ALL play with them so that they feel welcome and accepted. Or let's say that someone falls on the playground and gets hurt. Maybe your friend can stay with them while you run to get an adult.

"Just like the four friends in today's Bible story, **God created you to work with others.** So, this week, look for ways you can work with others to show people who God is and what He's like. Because **God created you to work with others.**"

Option 2: Little Chefs**

WHAT YOU NEED: "Mix Together" Activity Page, trail mix ingredients, measuring cups, large mixing bowl, sealable snack bags

**** Allergy Alert:** Make parents aware of the ingredients you use today, and consider alternatives for kids with allergies.

WHAT YOU DO:

- Instruct kids to wash their hands.

TODAY'S BIBLE STORY

With a Little Help from My Friends

Four Friends Who Helped
Mark 2:1-12

TODAY'S BOTTOM LINE

God created you
for a purpose.

MONTHLY MEMORY VERSE

Lord, you are great.
You are really worthy of praise.
No one can completely
understand how great you are.
Psalm 145:3, NIV

MONTHLY LIFE APP

Creativity—Imagining what
you could do because you're
made in God's image

BASIC TRUTH

I should treat others the way
I want to be treated.

INDESCRIBABLE

YOUR CREATOR HAS NO LIMITS

WEEK
FOUR
AUGUST 2020

SMALL GROUP

K-1

PRELUDE

SOCIAL

STORY

WORSHIP

GROUPS

HOME

CREATING A SAFE PLACE TO CONNECT
25 MINUTES

(3. BETTER . . . TOGETHER, CONTINUED)

- Use the “Mix Together” Activity Page as a guide to help kids make the snack mix.
- Involve kids as much as possible by inviting some kids to measure, others to pour, and everyone to take turns mixing.
- As kids work, compliment them for working together.
- Help kids divide the snack into the snack bags.
- Encourage them to take the snack home and share it with others.

WHAT YOU SAY:

“Each ingredient in our recipe is good on its own, but when you put them all together, they become a really yummy snack! It’s like our Bible story today. On their own, each of the four men could have told their friend who couldn’t walk about Jesus. TOGETHER, they were able to take him to Jesus then Jesus healed him and forgave him!

“It’s the same with us. On our own, we can show others who God is and what He’s like; but when we work with others, we can show people even MORE of who God is.

“Let’s say you’re good at drawing, and your friend is good at writing. If someone is sick or sad, you and your friend can work together to make them a card. Or, if there’s a new kid at school, you and your friends can ALL play with them so that they feel welcome and accepted. Maybe, someone falls on the playground and gets hurt. Your friend can stay with them, while you run to get an adult. Just like the four friends in today’s Bible story, **God created you to work with others.** So, this week, look for ways to work with others to show people who God is and what He’s like; because **God created you to work with others.**”

INDESCRIBABLE

YOUR CREATOR HAS NO LIMITS

WEEK
FOUR
AUGUST 2020

SMALL GROUP

K-1

PRELUDE

SOCIAL

STORY

WORSHIP

GROUPS

HOME

CREATING A SAFE PLACE TO CONNECT
25 MINUTES

MADE TO REFLECT

an activity that creates space
for personal processing
and application



4. PRAY AND DISMISS

[PRAY TO GOD | PRAYER ACTIVITY]

WHAT YOU NEED: No supplies needed

WHAT YOU DO:

- Guide kids to stand in a circle and link elbows.
- Lead them to go around the circle, saying the Bottom Line one word at a time: **God created you to work**

TODAY'S BIBLE STORY

With a Little Help from My Friends

Four Friends Who Helped
Mark 2:1-12

with others.

- Repeat two or three times.
- Lead kids in prayer, asking God to help both you and the kids work with others to show people who God is and what He's like.

As adults arrive to pick up, encourage kids to tell their families about the four men who helped a friend.

TODAY'S BOTTOM LINE

**God created you
for a purpose.**

MONTHLY MEMORY VERSE

Lord, you are great.
You are really worthy of praise.
No one can completely
understand how great you are.
Psalm 145:3, NIV

MONTHLY LIFE APP

Creativity—Imagining what
you could do because you're
made in God's image

BASIC TRUTH

**I should treat others the way
I want to be treated.**

INDESCRIBABLE

YOUR CREATOR HAS NO LIMITS

WEEK
FOUR
AUGUST 2020

SMALL GROUP

K-1

PRELUDE

SOCIAL

STORY

WORSHIP

GROUPS

HOME

GETTING READY

HERE'S EVERYTHING YOU NEED TO KNOW TO GET READY FOR THIS WEEK

SOCIAL: PROVIDING TIME FOR FUN INTERACTION (15 MINUTES)

Welcome kids and spend time engaging in conversation and catching up. Get ready to experience today's story.

(Choose one or both of these activities.)

1. EARLY ARRIVER

Made to Play: an activity that encourages learning through following guidelines and/or working as a group

WHAT YOU NEED:

- An offering container
- Dice; ideally four for each kid, but try to provide at least four for every two kids

2. OPENING ACTIVITY

Made to Move: an activity that increases the oxygen in the brain and taps into the energy in the body

WHAT YOU NEED:

- Hula hoops; one for every two kids
- Upbeat music (Check out Orange Kids Music on Spotify®.)

GROUPS: CREATING A SAFE PLACE TO CONNECT (25 MINUTES)

Create a safe place to connect and learn how the Bible story applies to real life experiences, through interactive activities and discussion questions.

(Choose as many of these activities as you like.)

* If you don't have time to do all these activities, be sure to do activity #2.

1. TOGETHER

[TALK ABOUT GOD | BIBLE STORY REVIEW]

Made to Move: an activity that increases the oxygen in the brain and taps into the energy in the body

WHAT YOU NEED:

- Bible marked at Mark 2
- Hand towels; one for every four kids
- Balls, such as beach balls or spongy sports balls; one for every four kids
- Two clothes baskets or boxes large enough to hold at least two of the balls

*2. HOLE IN THE ROOF

[HEAR FROM GOD | MEMORY VERSE ACTIVITY]

Made to Play: an activity that encourages learning through following guidelines and/or working as a group

WHAT YOU NEED:

- Print the "Hole in the Roof" Activity Page on cardstock and cut apart; one set for every four kids
- Non-bendable straws; one for each kid
- Painter's or masking tape

3. BETTER . . . TOGETHER

[LIVE FOR GOD | APPLICATION ACTIVITY]

Made to Play: an activity that encourages learning through following guidelines and/or working as a group

WHAT YOU NEED:

Option 1: Concentration

- Print the "Better . . . Together Cards" Activity Pages on cardstock, cut apart and shuffle; one set for every two kids

Option 2: Little Chefs

- Print the "Mix It Up" Activity Page
- Rice squares cereal, chocolate O's cereal, mini pretzels, raisins, candy-coated chocolate pieces (Refer to "Mix It Up" for amounts. Feel free to modify ingredients as needed for your environment.)
- Measuring cups
- Large mixing bowl
- Sealable plastic snack bags; one for each kid

4. PRAY AND DISMISS

[PRAY TO GOD | PRAYER ACTIVITY]

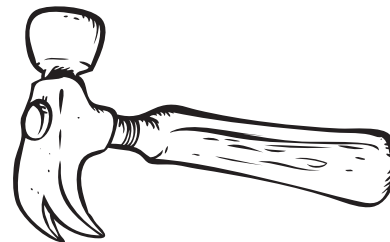


Made to Reflect: an activity that creates space for personal processing and application

WHAT YOU NEED:

- No supplies needed

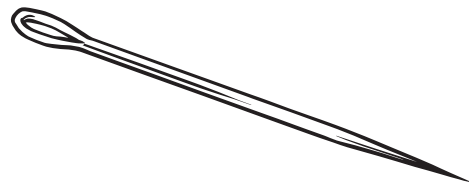



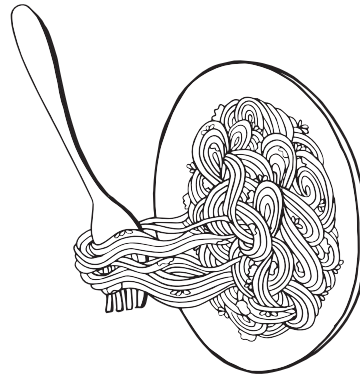



HOME: PROMPTING ACTION BEYOND THE EXPERIENCE

- Print on cardstock or email this week's GodTime devotionals and Parent Cue cards.
- Tell parents about our additional family resources: **Studio252.tv** and the **Parent Cue app**.



What to Do:

Print on cardstock and cut apart. Provide one set for every two kids.



What to Do:

Print on cardstock and cut apart. Provide one set for every two kids.

"Better . . . Together Cards" Activity Page 2/2

August 2020, Week 4, Small Group K-1
©2020 The reThink Group, Inc. All rights reserved.

TOGETHER MIX



2 cups rice square cereal



2 cups chocolate O's cereal



2 cups mini pretzels



1 cup raisins



1 cup candy-coated chocolate pieces



Combine in a bowl.

MIX AND ENJOY!

What to Do:

Print one for each Small Group.



What to Do:

Print on cardstock and cut apart. Provide one set for for every four kids.

"Hole in the Roof, NirV" Activity Page

August 2020, Week 4, Small Group K-1
©2020 The reThink Group, Inc. All rights reserved.



What to Do:

Print on cardstock and cut apart. Provide one set for for every four kids.

"Hole in the Roof, NIV" Activity Page

August 2020, Week 4, Small Group K-1
©2020 The reThink Group, Inc. All rights reserved.

INDESCRIBABLE

YOUR CREATOR HAS NO LIMITS

WEEK
THREE
AUGUST 2020

SMALL GROUP

2-3

TODAY'S SUGGESTED SCHEDULE

TODAY'S BIBLE STORY

This Is Me
Esther
Esther

TODAY'S BOTTOM LINE

God created you
for a purpose.

MONTHLY MEMORY VERSE

Lord, you are great.
You are really worthy of praise.
No one can completely
understand how great you are.
Psalm 145:3, NIV

MONTHLY LIFE APP

Creativity—Imagining what
you could do because you're
made in God's image

BASIC TRUTH

I can trust God no matter what.

PRELUDE: Setting the tone for the experience

See the **Getting Ready** pages at the end of this document for a detailed description of what you'll need for today. In the **Prelude** folder of your curriculum, you'll find a variety of other resources to help you prepare.

SMALL GROUP

15
MIN

SOCIAL: Providing time for fun interaction

Early Arriver
Opening Activity

LARGE GROUP

35
MIN

STORY: Communicating God's truth in engaging ways **WORSHIP: Inviting people to respond to God**

Welcome/Opener
Worship ("Super Wonderful" from *Kidmin Worship Vol. 6*
and "Live My Life" from *Live My Life*)
Bible Story
Bottom Line
Prayer
Closer

SMALL GROUP

25
MIN

GROUPS: Creating a safe place to connect

Bible Story Review: Spud Theater
Application Activity: Who Can Help?
Memory Verse Activity: Tic-Tac-Toe with a Twist
Prayer Activity: Pray and Dismiss

HOME: Prompting action beyond the experience

Parent Cue Card (print or email)
GodTime devotional for kids
Studio252.tv
Parent Cue App

INDESCRIBABLE

YOUR CREATOR HAS NO LIMITS

WEEK
THREE
AUGUST 2020

SMALL GROUP

2-3

PRELUDE

SOCIAL

STORY

WORSHIP

GROUPS

HOME

PROVIDING TIME FOR FUN INTERACTION
15 MINUTES

MADE TO MOVE

an activity that increases the oxygen
in the brain and taps into the energy
in the body



Before kids arrive, take a few moments to pray for them. Pray for those who might visit your group for the first time. Pray specifically for the kids who might feel like they're not creative at all. Ask God for words of wisdom to instill a sense of uniqueness and purpose in those kids. Pray that all the kids would be encouraged to discover which areas they are creative in.

TODAY'S BIBLE STORY

This Is Me
Esther
Esther

TODAY'S BOTTOM LINE

**God created you
for a purpose.**

MONTHLY MEMORY VERSE

**Lord, you are great.
You are really worthy of praise.
No one can completely
understand how great you are.**
Psalm 145:3, NIV

MONTHLY LIFE APP

**Creativity—Imagining what
you could do because you're
made in God's image**

BASIC TRUTH

I can trust God no matter what.

1. EARLY ARRIVER IDEA

WHAT YOU NEED: Offering container, crowns, mobile device or timer

WHAT YOU DO:

- As they arrive, invite kids to put their offering in the offering container.
- Gather kids in a circle.
- Play a game similar to "Hot Potato."
 - Kids pass a crown around the circle.
 - When they receive the crown, they put it on their head and clap three times. Then, they pass the crown to the next kid.
 - Set a timer for a time of your choice.
 - The player who has the crown when the timer goes off, is out.
 - Continue until there is one player left.
 - Be sure to vary the times each round so kids can't predict when the timer will sound.
- To increase the challenge, use two crowns and pass them in opposite directions.
- The kids will have to be alert to keep passing the crowns in the right directions.

INDESCRIBABLE

YOUR CREATOR HAS NO LIMITS

WEEK
THREE
AUGUST 2020

SMALL GROUP

2-3

PRELUDE

SOCIAL

STORY

WORSHIP

GROUPS

HOME

PROVIDING TIME FOR FUN INTERACTION
15 MINUTES

MADE TO PLAY

an activity that encourages learning through following guidelines and/or working as a group



2. OPENING ACTIVITY

WHAT YOU NEED: Hula hoops or alternatives

WHAT YOU DO:

- Scatter the hula hoops around your small group area.
- Gather the kids in a circle, with one kid in the middle.
- The player in the middle says, "I like to [something they like to do]."
- All the kids who like to do the same thing must quickly move to sit in a hula hoop.
- The kid in the center also tries to grab a hula hoop to sit in.
- Whoever is left standing (out of the kids who tried to grab a hula hoop), is now the player who calls out something they like to do.
- If you have multiple kids who missed a hoop, choose someone who hasn't been in the middle, yet.
- Continue for several rounds.

TODAY'S BIBLE STORY

This Is Me

Esther
Esther

TODAY'S BOTTOM LINE

God created you
for a purpose.

MONTHLY MEMORY VERSE

Lord, you are great.
You are really worthy of praise.
No one can completely
understand how great you are.
Psalm 145:3, NIV

MONTHLY LIFE APP

Creativity—Imagining what
you could do because you're
made in God's image

BASIC TRUTH

I can trust God no matter what.

WHAT YOU SAY:

"That was a fun game! We like to do so many things. I really like to eat!

[Transition] There is a giant feast in our story today. Let's head to Large Group to hear a story about a queen and the purpose for her feast."

Lead your group to the Large Group area.

INDESCRIBABLE

YOUR CREATOR HAS NO LIMITS

WEEK
THREE
AUGUST 2020

SMALL GROUP

2-3

PRELUDE

SOCIAL

STORY

WORSHIP

GROUPS

HOME

CREATING A SAFE PLACE TO CONNECT
25 MINUTES

MADE TO CREATE

an activity that explores ideas through the process of drawing, building, designing, and problem-solving



* 1. SPUD THEATER

[TALK ABOUT GOD | BIBLE STORY REVIEW]

WHAT YOU NEED: "Esther—The Story" Activity Page, potatoes, and decorating supplies

WHAT YOU DO:

- Gather kids in a circle.
- Set the potatoes and decorating supplies in the middle.
- Tell kids that since potatoes can become lots of different foods (fries, hash browns, tater tots, mashed potatoes), they're going to use their creativity to make the potatoes into lots of different props.
- As a group, make a list of the people in today's story.
 - For each person named, assign a kid or pair of kids to create a potato puppet for that person.
 - People for puppets could include: Esther, Mordecai, King Xerxes, Queen Vashti, Haman, messenger, girls in the contest, Jewish people praying, servants, and anyone extra you can come up with.
- Give kids a few minutes to decorate their puppets and any necessary props for telling the story, e.g. a scepter.
- Using the potato puppets and props, encourage kids to work together to retell the story.
- Guide them, if necessary, with "Esther—The Story."
- Allow kids to make additional props during the retelling of the story if they want.
- Ask: What do you think Mordecai meant when he said to Esther, "It is possible that you became queen for a time just like this"? (*This is an opportunity to talk about how Esther may not have known her purpose as queen at first, but God created her for a purpose. It can take time to figure out what your purpose is.*)

TODAY'S BIBLE STORY

This Is Me

Esther
Esther

TODAY'S BOTTOM LINE

**God created you
for a purpose.**

MONTHLY MEMORY VERSE

**Lord, you are great.
You are really worthy of praise.
No one can completely
understand how great you are.**
Psalm 145:3, NIV

MONTHLY LIFE APP

**Creativity—Imagining what
you could do because you're
made in God's image**

BASIC TRUTH

I can trust God no matter what.

WHAT YOU SAY:

"When she became queen, Esther didn't KNOW she would save her people. She didn't know what her purpose was as a queen. But she paid attention to the gifts God gave her, and she had the courage to take the opportunity God gave her to use her gifts and help others. **God created you for a purpose.** Like Esther, keeping your eyes open for opportunities can help you figure out your purpose. Maybe, you are concerned about the environment, so you start a recycling program in your neighborhood. If you're patient, you might help your younger brother learn to read. You love animals, so maybe you offer to walk your neighbor's dog after school because they get home super late. It can take time to figure it out, but remember **God created you for a purpose.**"

INDESCRIBABLE

YOUR CREATOR HAS NO LIMITS

WEEK
THREE
AUGUST 2020

SMALL GROUP

2-3

PRELUDE

SOCIAL

STORY

WORSHIP

GROUPS

HOME

CREATING A SAFE PLACE TO CONNECT
25 MINUTES

MADE TO IMAGINE

an activity that promotes empathy and facilitates concrete application through role-play and reenactment



TODAY'S BIBLE STORY

This Is Me
Esther
Esther

TODAY'S BOTTOM LINE

**God created you
for a purpose.**

MONTHLY MEMORY VERSE

**Lord, you are great.
You are really worthy of praise.
No one can completely
understand how great you are.**
Psalm 145:3, NIV

MONTHLY LIFE APP

**Creativity—Imagining what
you could do because you're
made in God's image**

BASIC TRUTH

I can trust God no matter what.

2. WHO CAN HELP?

[LIVE FOR GOD | APPLICATION ACTIVITY]

WHAT YOU NEED: Index cards and markers

WHAT YOU DO:

- Gather kids in a circle.
- Ask the group to brainstorm words that describe themselves or people they know. For example: funny, kind, athletic, musical, artistic, encouraging, good listener, organized, writer, storyteller, actor, builder, teacher, nature lover, patient, or animal lover.
- As kids give examples, write each one on a separate index card. Ideally, you want at least 15-20 examples.
- After you finish making the cards, lay them face up in the center of the circle.
- As you read a scenario from the list below, instruct kids to mentally select a card that describes someone who could help in the scenario.
- Let kids know there will probably be several possible answers for each scenario.
- On the count of three, kids slap the card they mentally selected. (Kids can slap the same card. Instruct them to be careful not to hurt each other's fingers.)
- Choose a couple of kids to share why they chose the descriptions they did and how someone who has that characteristic could help in the given situation.
- *Optional: To challenge kids to be creative, remove the cards slapped and read the scenario again. Kids may have to be more creative in the answer they select in the second round. This works well for scenarios where the majority of kids picked the same answer.*
- Scenarios:
 - The jump ropes used for gym class are a tangled mess. Who can help?
 - It's time for the Christmas pageant. The director needs help with creating the set and the costumes. Who can help?
 - A kid on the soccer team struggles with getting the ball to where it's supposed to go. Who can help? *(The obvious answer is someone athletic, but someone who is encouraging or a good teacher could also help.)*
 - The local animal shelter needs someone to care for the animals and walk the dogs. Who can help?
 - There's a bake sale to raise money for the youth group's mission trip. Who can help?
 - Two friends are in a fight. Who can help them work out their differences?
 - The teacher has left the room, and the class is getting crazy. Who can help everybody calm down and follow the rules?
 - Somebody on the playground fell, and their hand is bleeding. Who can help?
 - *If there is an outreach or service organization that your church supports, is there an opportunity for kids to use their talents to serve that organization? If so, create a scenario incorporating the organization.*

INDESCRIBABLE

YOUR CREATOR HAS NO LIMITS

WEEK
THREE
AUGUST 2020

SMALL GROUP

2-3

PRELUDE

SOCIAL

STORY

WORSHIP

GROUPS

HOME

CREATING A SAFE PLACE TO CONNECT
25 MINUTES

(2. WHO CAN HELP?, CONTINUED)

WHAT YOU SAY:

"Figuring out your purpose can take some time. Esther didn't know her purpose as queen right away, but it eventually became clear to her. Recognizing what you like to do and what you are good at can help you discover God's purpose for you. Maybe, you're a good listener and you see an opportunity to listen to a friend who is sad and needs to talk. If you're funny and a great storyteller, you might see opportunities to make people around you smile.

God created you for a purpose. Keeping your eyes open for problems that you have the skills or ideas to solve can help find your purpose. Being aware of the people around you who may need the kind of help you can offer can help you figure out your purpose."

If you know your kids pretty well, this is a great opportunity to share what you see in them, and encourage them in that way. Maybe, you notice one kid who always has a kind word or one who has a great attitude or is always polite. Which of your few always makes people laugh? Who is always ready to participate in the games and activities?

[Make it Personal] (Share about a time you used a skill or talent you have to help others.)

INDESCRIBABLE

YOUR CREATOR HAS NO LIMITS

WEEK
THREE
AUGUST 2020

SMALL GROUP

2-3

PRELUDE

SOCIAL

STORY

WORSHIP

GROUPS

HOME

CREATING A SAFE PLACE TO CONNECT
25 MINUTES

MADE TO MOVE

an activity that increases the oxygen
in the brain and taps into the energy
in the body



3. TIC-TAC-TOE WITH A TWIST

[HEAR FROM GOD | MEMORY VERSE ACTIVITY]

WHAT YOU NEED: "Verse Sentence Cards" (Activity Pages) on plates, Bibles, masking tape, prepared 3x3 grid

WHAT YOU DO:

- Give kids a Bible and look up Psalm 145:3. Use the tips for looking up verses with 2nd and 3rd graders from

Week One.

- Read the verse together.
- Divide the group into two teams.
- Place a piece of masking tape on the floor to mark a starting line about 15 feet away from the 3x3 grid.
- Tell teams to line up behind the starting line. Give each team a set of the verse plates/discs.
- When you say, "Go," the first person from each team will race down to the grid and place their team's first disc.
- They will then run back and tag the second person in their line, who will do the same with the second disc.
- After the first three kids from each team have placed their discs, if no team has three verse discs in a row, teams continue to send one person at a time down to the grid. Each player changes the location of one disc to a different spot on the grid until a team achieves three in a row, in verse order.
- Make it clear that a player can only move his own team's discs and can only move one disc each turn (or switch the position of two discs from **their team**).
- To see a demonstration of the game being played, go to:

<https://yhoo.it/2Kaza5X>

WHAT YOU SAY:

"God is great! And we can praise Him! We can praise Him for His greatness and His creativity. God made you in His image, and **God created you for a purpose**. Just like Esther didn't immediately know her purpose as a queen, it may take time for you to discover your purpose, too. Think about what gifts God has given you. Are you a good listener? Are you kind? Do you like to bake, draw, or build? Do you enjoy being around young kids? Do you enjoy being around animals? Does hanging outside make you happy? What you're good at and what you like to do can give you a clue to what your purpose is."

TODAY'S BIBLE STORY

This Is Me

Esther
Esther

TODAY'S BOTTOM LINE

**God created you
for a purpose.**

MONTHLY MEMORY VERSE

**Lord, you are great.
You are really worthy of praise.
No one can completely
understand how great you are.**
Psalm 145:3, NIV

MONTHLY LIFE APP

**Creativity—Imagining what
you could do because you're
made in God's image**

BASIC TRUTH

I can trust God no matter what.

INDESCRIBABLE

YOUR CREATOR HAS NO LIMITS

WEEK
THREE
AUGUST 2020

SMALL GROUP

2-3

PRELUDE

SOCIAL

STORY

WORSHIP

GROUPS

HOME

CREATING A SAFE PLACE TO CONNECT
25 MINUTES

MADE TO REFLECT

an activity that creates space
for personal processing
and application



4. PRAY AND DISMISS

[PRAY TO GOD | PRAYER ACTIVITY]

WHAT YOU NEED: Index cards from the "Who Can Help?" activity, blank index cards, mirror, dry erase marker

WHAT YOU DO:

- Lay out the index cards from the "Who Can Help?" activity.
- Ask kids to pick a card they think describes them. (If multiple kids want the same card, make extras of whichever cards are desired.)
- Gather kids in a circle.
- Write on a mirror with a dry erase marker, "Created for a Purpose."
- Pass the mirror around the circle.
- Instruct kids to look in the mirror and say, "God, You created me for a purpose. Thank You for making me (*fill in with a skill, talent, or something they enjoy*)."
- When the mirror returns to you, close in prayer.

WHAT YOU SAY:

"God, You are great! You made us in Your image, and You created us for a purpose. Thank You for the many gifts and talents You have given each of us. Help us see opportunities to use what You have given us to help and serve others. Thank You, most of all, for Jesus who came to make a way for us to be with You, now and forever. Amen."

As adults arrive to pick up, challenge kids to retell the story of Esther to their parents.

TODAY'S BIBLE STORY

This Is Me

Esther
Esther

TODAY'S BOTTOM LINE

God created you
for a purpose.

MONTHLY MEMORY VERSE

Lord, you are great.
You are really worthy of praise.
No one can completely
understand how great you are.
Psalm 145:3, NIV

MONTHLY LIFE APP

Creativity—Imagining what
you could do because you're
made in God's image

BASIC TRUTH

I can trust God no matter what.

INDESCRIBABLE

YOUR CREATOR HAS NO LIMITS

WEEK
THREE
AUGUST 2020

SMALL GROUP

2-3

PRELUDE

SOCIAL

STORY

WORSHIP

GROUPS

HOME

GETTING READY

HERE'S EVERYTHING YOU NEED TO KNOW TO GET READY FOR THIS WEEK

SOCIAL: PROVIDING TIME FOR FUN INTERACTION (15 MINUTES)

Welcome kids and spend time engaging in conversation and catching up. Get ready to experience today's story.

(Choose one or both of these activities.)

1. EARLY ARRIVER

Made to Move: an activity that increases the oxygen in the brain and taps into the energy in the body

WHAT YOU NEED:

- An offering container
- Two toy or paper crowns which don't have to match
- Timer or mobile device

2. OPENING ACTIVITY

Made to Play: an activity that encourages learning through following guidelines and/or working as a group

WHAT YOU NEED:

- Hula hoops; four to six depending on how many kids are in each small group
 - Other options for hula hoops: carpet squares, chairs, or card stock and tape, etc.

GROUPS: CREATING A SAFE PLACE TO CONNECT (25 MINUTES)

Create a safe place to connect and learn how the Bible story applies to real life experiences, through interactive activities and discussion questions.

(Choose as many of these activities as you like.)

* If you don't have time to do all these activities, be sure to do activity #1.

* 1. SPUD THEATER

[TALK ABOUT GOD | BIBLE STORY REVIEW]

Made to Create: an activity that explores ideas through the process of drawing, building, designing, and problem-solving

WHAT YOU NEED:

- Print the "Esther—The Story" Activity Page; one for each Small Group
- Potatoes; eight to ten for each Small Group (Optional) instead of potatoes you can use paper lunch sacks

- Decorating supplies: gold pipe cleaners, pom poms, sequins, tissue paper, googly eyes, thumb tacks, yarn, glue, colored paper, scissors, toilet paper tubes, etc.

2. WHO CAN HELP?

[LIVE FOR GOD | APPLICATION ACTIVITY]

Made to Imagine: an activity that promotes empathy and facilitates concrete application through role-play and reenactment

WHAT YOU NEED:

- Index cards
- Markers or pencils

3. TIC-TAC-TOE WITH A TWIST

[HEAR FROM GOD | MEMORY VERSE ACTIVITY]

Made to Move: an activity that increases the oxygen in the brain and taps into the energy in the body

WHAT YOU NEED:

- Print the "Verse Sentence Cards" Activity Page on two different colors of paper and cut apart
- Six paper, plastic, or foam plates
- Bibles
- Masking tape
- Make two sets of "Verse Plates."
 - Tape each set of "Memory Verse Cards" to the paper plates, one card per plate.
- Separate the plates/discs by color.
- Create a 3x3 grid (a giant tic-tac-toe board) on the floor.
 - For example: use nine hula hoops or nine carpet squares.
 - You can also make a grid on the floor with masking or painter's tape.
 - Prep this grid before kids arrive or give SGLs clear instructions on how to make a grid for their group.

4. PRAY AND DISMISS

[PRAY TO GOD | PRAYER ACTIVITY]

Made to Reflect: an activity that creates space for personal processing and application

WHAT YOU NEED:

- Index cards from the "Who Can Help?" activity

INDESCRIBABLE

YOUR CREATOR HAS NO LIMITS

WEEK
THREE
AUGUST 2020

SMALL GROUP

2-3

PRELUDE

SOCIAL

STORY

WORSHIP

GROUPS

HOME

GETTING READY

HERE'S EVERYTHING YOU NEED TO KNOW TO GET READY FOR THIS WEEK

- Hand mirror
- Dry erase marker

HOME: PROMPTING ACTION BEYOND THE EXPERIENCE

- Print on cardstock or email this week's GodTime devotionals and Parent Cue cards.
- Tell parents about our additional family resources: **Studio252.tv** and the **Parent Cue app**.

WELCOME TO THE PLAY, "ESTHER – THE STORY"

Let's start by introducing Esther and Mordecai. Help kids introduce Esther and Mordecai by asking questions: How do you know each other? *(They are cousins. Esther's parents died and Mordecai took care of her.)* How did you come to live in Persia? *(They are Jewish, but when their land was conquered, they were taken to live in Persia.)*

Our story took place in Persia, in the palace of King Xerxes. King Xerxes and Queen Vashti had a fight. The king had invited the queen to a wild party, and she refused to go. King Xerxes was so mad that he fired Queen Vashti. *(Pause so kids can act out the scene.)*

King Xerxes needed a queen, so he decided to hold a contest and find one. Several girls were chosen for the contest, and Esther was one of them. Mordecai told Esther not to tell anyone she was Jewish. *(Encourage kids to gather a group of girls and Esther together.)*

Esther won the contest. *(Allow kids to hold a mock contest and declare Esther the winner.)* Esther was the new queen. *(Have kids crown Esther.)*

Meanwhile, King Xerxes raised Haman to the highest-ranking noble on his staff. Haman thought he was so important that everyone should bow down to him. *(Pause to let Haman strut around and chant, "Look at me! I am so important! Everyone, bow to me!")*

When Mordecai refused to bow, it made Haman mad. *(Pause for Haman to insist Mordecai bow to him and for Mordecai to refuse.)*

Haman decided to destroy, not just Mordecai, but all of the Jews. Haman went to the king with his plan and the king agreed that all Jews should be destroyed. *(Pause for the kids to reenact the conversation between the king and Haman.)*

When Mordecai heard about Haman's plan, he sent a messenger to Esther. He told Esther she needed to save the Jews. *(Facilitate Mordecai and Esther sending messages back and forth through a messenger. Encourage the group to remember what was said between Mordecai and Esther. Be sure Mordecai says something similar to "It's possible you became queen for a time just like this" and Esther says something similar to "I'll do it, but tell everyone to fast.")*

All the Jews, Mordecai, and Esther fasted for three days. *(Ask the Jews, Mordecai, and Esther if they are hungry. Do they want some French fries? A pizza? Why not?)*

Esther went to the king, and the king reached out his golden scepter to Esther. *(Encourage kids to reenact the scene with the king asking Esther what she wants and Esther inviting the king and Haman to dinner.)*

As Esther prepared the feast for the king and Haman, Haman bragged to his friends and family that he would dine with the king and queen. *(Encourage Haman to strut around, telling everyone how important he is because he's going to eat with the king.)*

Instead of telling the king what Esther wanted, she invited the king and Haman to another feast. While they dined, the king asked her what she wanted, and she pleaded for the king to save the lives of her people, the Jews. *(Encourage kids to act out the scene with Esther asking for the king to save her, the king getting angry at Haman, and Haman defending himself.)*

The king created a new order that saved the Jews, and that was the end . . . for Haman. *(Haman dies. Esther, Mordecai, and the Jews dance at the good news.)*

What to Do:

Print one for each Small Group.

"Esther—The Story" Activity Page

August 2020, Week 3, Small Group 2-3
©2020 The reThink Group, Inc. All rights reserved.

"LORD, YOU ARE GREAT.

**YOU ARE REALLY WORTHY
OF PRAISE.**

**NO ONE CAN COMPLETELY
UNDERSTAND HOW GREAT YOU ARE."
PSALM 145:3, NIRV**

What to Do:

Print two copies, each on a different color of paper. Cut the cards apart.

"Verse Sentence Cards" Activity Page, NIRV

August 2020, Week 3, Small Group 2-3
©2020 The reThink Group, Inc. All rights reserved.

"GREAT IS THE LORD

AND MOST WORTHY OF PRAISE;

**HIS GREATNESS NO ONE CAN
FATHOM." PSALM 145:3, NIV**

What to Do:

Print two copies, each on a different color of paper. Cut the cards apart.

"Verse Sentence Cards" Activity Page, NIV

August 2020, Week 3, Small Group 2-3
©2020 The reThink Group, Inc. All rights reserved.



WEEK
THREE
AUGUST 2020

SMALL GROUP
PRETEEN

TODAY'S SUGGESTED SCHEDULE

TODAY'S BIBLE STORY

This is Me
Esther
Esther

TODAY'S KEY QUESTION

What do you think
your purpose could be?

MONTHLY MEMORY VERSE

Lord, you are great.
You are really worthy of praise.
No one can completely
understand how great you are.
Psalm 145:3, NIV

MONTHLY LIFE APP

Creativity—Imagining what
you could do because you're
made in God's image

BASIC TRUTH

I can trust God no matter what.

PRELUDE: Setting the tone for the experience

See the **Getting Ready** pages at the end of this document for a detailed description of what you'll need for today. In the **Prelude** folder of your curriculum, you'll find a variety of other resources to help you prepare.

SMALL GROUP

15
MIN

SOCIAL: Providing time for fun interaction

Early Arriver
Opening Activity

LARGE GROUP

35
MIN

STORY: Communicating God's truth in engaging ways **WORSHIP: Inviting people to respond to God**

Welcome/Opener
Worship ("Lift My Voice" from *Can't Stop, Won't Stop*,
"You Give Me Courage" from *Can't Stop, Won't Stop*,
and "You Make My Heart Sing" from *Every Beat*)
Bible Story (Communicator Script)
Key Question
Prayer

SMALL GROUP

25
MIN

GROUPS: Creating a safe place to connect

Application Activity: Take a Snapshot
Bible Story Review: Bible Story Review and
Discussion Questions
Memory Verse Activity: Verses to Take with You
Prayer Activity: Make it Personal with Prayer

HOME: Prompting action beyond the experience

Parent Cue Card (print or email)
GodTime devotional for kids
Studio252.tv
Parent Cue App



WEEK
THREE
AUGUST 2020

SMALL GROUP
PRETEEN

PRELUDE

SOCIAL

STORY

WORSHIP

GROUPS

HOME

PROVIDING TIME FOR FUN INTERACTION
15 MINUTES

MADE TO CONNECT

an activity that invites kids to share
and collaborate with others while
growing their understanding



Before kids arrive, pray that your kids would start to see how God wants to use them in their families, communities, and the world around them. Pray that you would have insight into their passions and gifts and would be able to encourage them toward the plan that God has for them in His creation.

TODAY'S BIBLE STORY

This is Me
Esther
Esther

TODAY'S KEY QUESTION

**What do you think
your purpose could be?**

MONTHLY MEMORY VERSE

**Lord, you are great.
You are really worthy of praise.
No one can completely
understand how great you are.**
Psalm 145:3, NIV

MONTHLY LIFE APP

**Creativity—Imagining what
you could do because you're
made in God's image**

BASIC TRUTH

I can trust God no matter what.

1. JUST FOR FUN

WHAT YOU NEED: Offering container, paper, pens

WHAT YOU DO:

- **Invite** kids to put their offerings in the container.
- **Give** everyone a pen and sheet of paper.
- **Choose** one kid to jot down their answer to one of the questions listed below.
 - Without seeing what that kid wrote, **ask** the other kids to write down what they think their answer is.
- **Compare** and give a point to anyone who matches the original answer.
- **Choose** another kid and play again until everyone has had at least one turn.
- **Questions:**
 - Who was the first person you talked to when you came in our room today?
 - What did you have for breakfast today?
 - What is your favorite dessert?
 - What's the first thing that pops into your mind when you think of "puppies?"
 - What was the first word you said today?
 - What time do you usually go to bed?
 - If you could text someone right now, who would it be?
 - When you have extra money, what do you like to spend it on?
 - What is your favorite part of the day?
 - Where were you last night at 6:00 p.m.?



WEEK
THREE
AUGUST 2020

SMALL GROUP
PRETEEN

PRELUDE

SOCIAL

STORY

WORSHIP

GROUPS

HOME

PROVIDING TIME FOR FUN INTERACTION
15 MINUTES

MADE TO CONNECT

an activity that invites kids to share and collaborate with others while growing their understanding



TODAY'S BIBLE STORY

This is Me
Esther
Esther

TODAY'S KEY QUESTION

**What do you think
your purpose could be?**

MONTHLY MEMORY VERSE

**Lord, you are great.
You are really worthy of praise.
No one can completely
understand how great you are.**
Psalm 145:3, NIV

MONTHLY LIFE APP

**Creativity—Imagining what
you could do because you're
made in God's image**

BASIC TRUTH

I can trust God no matter what.

2. OPENING ACTIVITY

WHAT YOU NEED: "Animal Inventions" Activity Page, pens

WHAT YOU DO:

- **Give** kids a copy of "Animal Inspiration" Activity Page and a pen.
- **Explain** that each of the animals on the list has been the inspiration for an invention.
- **Tell** kids to write the invention next to the name of the animal they think sparked the idea.
- When everyone is done, **compare** their answers with the ones below.

Answers to "Animal Inspiration" Activity Page

bat (radar)
armadillo (army tank)
chameleon (camouflage)
fish (electricity)
flying squirrel (parachute)
squid (jet propulsion)
hummingbird (helicopter)
scorpion (needle)
snake (anesthetic)
snail (suction cups)
caribou (snowshoes)

WHAT YOU SAY:

"God designed animals with a purpose and the ability to do certain things. Intelligent people observed them and then got an idea for an invention. They used their creativity to make something new. **[Transition]** Like all of God's creation, we have a purpose, too. Today we're going to hear a story of one particular person's purpose."

Lead your group to the Large Group area.



WEEK
THREE
AUGUST 2020

SMALL GROUP
PRETEEN

PRELUDE

SOCIAL

STORY

WORSHIP

GROUPS

HOME

CREATING A SAFE PLACE TO CONNECT
25 MINUTES

MADE TO CONNECT

an activity that invites kids to share
and collaborate with others while
growing their understanding



1. TAKE A SNAPSHOT

[TALK ABOUT GOD | BIBLE STORY REVIEW]

WHAT YOU NEED: Paper, pens

WHAT YOU DO:

- **Give** kids a sheet of paper and a pen.
- **Direct** the group to place one hand down on their paper and trace their handprint.
- **Ask** kids to write on each finger something they would like to do in the future such as play a sport in high school, lead a small group of preschoolers, serve in the military, study animals, fly a plane, etc.
 - If they have ideas of what they would like to do as a career when they are adults, invite them to include that as well.
- **Provide** a few minutes for kids to share some or all of the things they wrote on their handprint.
- **Encourage** group interaction by asking questions that allow kids to elaborate.
 - Why is this of particular interest to you?
 - What has to happen in order for you to accomplish this?
 - If you could do this, how could you use it for God?
- **Ask** kids to put their name on their paper then collect them to use later in "Verses to Take With You" and/or "Make it Personal with Prayer."

TODAY'S BIBLE STORY

This is Me
Esther
Esther

TODAY'S KEY QUESTION

**What do you think
your purpose could be?**

MONTHLY MEMORY VERSE

**Lord, you are great.
You are really worthy of praise.
No one can completely
understand how great you are.**
Psalm 145:3, NIV

MONTHLY LIFE APP

**Creativity—Imagining what
you could do because you're
made in God's image**

BASIC TRUTH

I can trust God no matter what.

WRAP UP AND SAY:

"You probably have more than a 'handful' of things you'd like to do someday. It's pretty cool that God creates us each of us with a unique purpose and plan, and He often the things He's created us to do are some of the same things we like doing! But you weren't created simply to do what YOU want to do—you're also part of God's big picture. You have a purpose within God's plan. It might be exactly what you want to do or it might be completely different. If you keep following Jesus, you'll discover the purpose and plan God has designed just for you. No one else can do it. It's all yours."



WEEK
THREE
AUGUST 2020

SMALL GROUP
PRETEEN

PRELUDE

SOCIAL

STORY

WORSHIP

GROUPS

HOME

CREATING A SAFE PLACE TO CONNECT
25 MINUTES

MADE TO MOVE

an activity that increases the oxygen
in the brain and taps into the energy
in the body



2. BIBLE STORY EXTENSION

[TALK ABOUT GOD | BIBLE STORY REVIEW]

WHAT YOU NEED: Bible, "Story of Esther" Activity Page,
tape

WHAT YOU DO:

- **Let** kids choose a partner or work in groups of three.
- **Give** each team a roll of tape and a set of "Story of Esther" cards placed facedown.
- **Explain** that the cards highlight events from the story of Esther.
 - Teams will race to place the cards in chronological order and then tape the edges of the cards together in a line.
 - Then they pick up the line of cards and connect the two cards on the end, forming a circular crown shape.
 - The first team to place the crown on one of their teammate's heads is the winner.
- **Signal** teams to begin.
- **Declare** a winner if the cards are in the correct order.
 1. Esther caught the eye of King Xerxes and he chose her to be his new queen.
 2. Mordecai refused to bow down to Haman.
 3. Haman came up with an evil plan.
 4. King Xerxes decreed that all of the Jewish people must be killed.
 5. Mordecai sent a message to Esther about the King's decree.
 6. Esther took a brave risk and invited King Xerxes and Haman to a feast.
 7. Esther revealed Haman's evil plan to the King.
 8. Haman died.
 9. The King made a new decree that saved the Jews from death.
 10. The Jewish people celebrated.
- **Bring** everyone together.
- **Invite** one of the kids to read Esther 4:12-14 to the group as you explain the context of the verse. (The letter Mordecai sent to Esther.)
- **Ask:**
 - In what way did Mordecai express his faith that God creates each person for a purpose?
 - Looking back at the events in Esther's life, what would you say she was created to do?
 - Could *anyone* do what Esther did? Why or why not?
 - Finish this sentence: "One thing I learned from Esther's story is ..." (Let just 2-3 kids answer this question so the discussion time doesn't go too long.)
 - What is the most encouraging part of knowing that you were created for a purpose?
- **Encourage** kids to read the full story of Esther this week.

TODAY'S BIBLE STORY

This is Me
Esther
Esther

TODAY'S KEY QUESTION

**What do you think
your purpose could be?**

MONTHLY MEMORY VERSE

**Lord, you are great.
You are really worthy of praise.
No one can completely
understand how great you are.**
Psalm 145:3, NIV

MONTHLY LIFE APP

**Creativity—Imagining what
you could do because you're
made in God's image**

BASIC TRUTH

I can trust God no matter what.



WEEK
THREE
AUGUST 2020

SMALL GROUP
PRETEEN

PRELUDE

SOCIAL

STORY

WORSHIP

GROUPS

HOME

CREATING A SAFE PLACE TO CONNECT
25 MINUTES

MADE TO CONNECT

an activity that invites kids to share
and collaborate with others while
growing their understanding



3. DISCUSSION QUESTIONS

[LIVE FOR GOD | APPLICATION ACTIVITY]

WHAT YOU NEED: No supplies needed

WHAT YOU DO:

Ask:

- What does the following statement mean to you?

"Everyone was made to do something . . . and whatever that something is,
no one can do it quite like you."

- Is it possible to miss the purpose God has for you? Explain.
- Is there one specific purpose God has that is the same for EVERYONE? If so,
what is it?
- How do you think our purpose changes at different times or in different places?
- What do you think your purpose might be?

TODAY'S BIBLE STORY

This is Me
Esther
Esther

TODAY'S KEY QUESTION

What do you think
your purpose could be?

MONTHLY MEMORY VERSE

Lord, you are great.
You are really worthy of praise.
No one can completely
understand how great you are.
Psalm 145:3, NIV

MONTHLY LIFE APP

Creativity—Imagining what
you could do because you're
made in God's image

BASIC TRUTH

I can trust God no matter what.



WEEK
THREE
AUGUST 2020

SMALL GROUP
PRETEEN

PRELUDE

SOCIAL

STORY

WORSHIP

GROUPS

HOME

CREATING A SAFE PLACE TO CONNECT
25 MINUTES

MADE TO CREATE

an activity that explores ideas through the process of drawing, building, designing, and problem-solving



4. VERSE TO TAKE WITH YOU

[HEAR FROM GOD | MEMORY VERSE ACTIVITY]

WHAT YOU NEED: Bible, potatoes, paper, markers, scissors, tape or straight pins, handprints from "Take a Snapshot"

WHAT YOU DO:

- **Give** each kid a potato.
- **Let** kids examine and compare their potatoes.
 - How is your potato the same as the others? How is your potato completely different from the others?
 - What would you say is the best purpose for your potato? Why?
 - How can your potato become all that it was intended to be? What might get in the way of that happening?
- **Read** aloud Psalm 139:13-14 and invite everyone to echo each phrase after you. For example, if you're reading from the NIV translation, you might pause as follows:
 - You created the deepest parts of my being.
 - You put me together inside my mother's body.
 - How you made me is amazing and wonderful.
 - I praise you for that.
 - What you have done is wonderful.
 - I know that very well.
- **Instruct** kids to choose a purpose to "give" their potato.
- **Let** them refer back to their handprints from "Take a Snapshot" if they want/need some extra ideas.
- **Give** the group a few minutes to make their potato into something that represents its chosen purpose.
 - They can use the scissors, markers, and paper to make "clothes" and "props" for their potato.
 - Encourage kids to think about what their potato would be wearing and what tools or objects it would need if it was fulfilling its purpose.
- **Ask** (as kids are decking out their potatoes):
 - What do these verses tell you about God? What do they tell you about yourself?
 - How does it make you feel to know you were created with God's eye on your life?
 - If you believe God created you for a purpose, how can you go about discovering the things you were created to do?
 - Like a potato that was created to be the world's best French Fry, how can you become all that God intended you to be? What might get in the way of that happening?
- **Encourage** kids to memorize the first phrase of Psalm 139:14 by saying it together several times.
 - After each time, have kids do the gesture and sound of "mind blown."

TODAY'S BIBLE STORY

This is Me
Esther
Esther

TODAY'S KEY QUESTION

**What do you think
your purpose could be?**

MONTHLY MEMORY VERSE

**Lord, you are great.
You are really worthy of praise.
No one can completely
understand how great you are.**
Psalm 145:3, NIV

MONTHLY LIFE APP

**Creativity—Imagining what
you could do because you're
made in God's image**

BASIC TRUTH

I can trust God no matter what.



WEEK
THREE
AUGUST 2020

SMALL GROUP
PRETEEN

PRELUDE

SOCIAL

STORY

WORSHIP

GROUPS

HOME

CREATING A SAFE PLACE TO CONNECT
25 MINUTES

MADE TO REFLECT

an activity that creates space
for personal processing
and application



5. MAKE IT PERSONAL WITH PRAYER [PRAY TO GOD | PRAYER ACTIVITY]

WHAT YOU NEED: Handprints from "Take a Snapshot"

WHAT YOU DO:

- **Distribute** the handprints kids made earlier.
- **Invite** them to pray about the things they wrote on their handprints, asking God's help and direction as they follow Him in the plans He has for their life.
- If time allows, **let** kids exchange handprints and pray for their friend.
- **Close** by placing all of the handprints in a pile then have kids circle around and place one hand on top of another on the stack of papers as you pray.

"Dear God, thank You for creating each of us with a purpose. Help us follow You as we follow our hopes and dreams. Above all, help us to fulfill the ONE greatest purpose You have for everyone—to believe in Jesus and invite Him to be our Savior. As You open the way for us to do what You made us to do, help us serve You the way Esther did, with courage, faith, and creativity. In Jesus' name. Amen"

TODAY'S BIBLE STORY

This is Me
Esther
Esther

TODAY'S KEY QUESTION

**What do you think
your purpose could be?**

MONTHLY MEMORY VERSE

Lord, you are great.
You are really worthy of praise.
No one can completely
understand how great you are.
Psalm 145:3, NIV

MONTHLY LIFE APP

**Creativity—Imagining what
you could do because you're
made in God's image**

BASIC TRUTH

I can trust God no matter what.



WEEK
THREE
AUGUST 2020

SMALL GROUP
PRETEEN

PRELUDE

SOCIAL

STORY

WORSHIP

GROUPS

HOME

GETTING READY

HERE'S EVERYTHING YOU NEED TO KNOW TO GET READY FOR THIS WEEK

SOCIAL: PROVIDING TIME FOR FUN INTERACTION (15 MINUTES)

Welcome kids and spend time engaging in conversation and catching up. Get ready to experience today's story.

(Choose one or both of these activities.)

1. JUST FOR FUN

Made to Connect: an activity that invites kids to share and collaborate with others while growing in their understanding

WHAT YOU NEED:

- An offering container
- Paper
- Pens

2. OPENING ACTIVITY

Made to Connect: an activity that invites kids to share and collaborate with others while growing in their understanding

WHAT YOU NEED:

- Print the "Animal Inspiration" Activity Page; one for each kid
- Pens

GROUPS: CREATING A SAFE PLACE TO CONNECT (25 MINUTES)

Create a safe place to connect and learn how the Bible story applies to real life experiences, through interactive activities and discussion questions.

(Choose as many of these activities as you like.)

1. TAKE A SNAPSHOT

[LIVE FOR GOD | APPLICATION ACTIVITY]

Made to Connect: an activity that invites kids to share and collaborate with others while growing in their understanding

WHAT YOU NEED:

- Paper
- Pens

2. BIBLE STORY EXTENSION

[TALK ABOUT GOD | BIBLE STORY REVIEW]

Made to Move: an activity that increases the oxygen in the brain and taps into the energy in the body

WHAT YOU NEED:

- Bible
- Roll of clear tape; one for every two or three kids
- Print the "Story of Esther" Activity Page on cardstock; one for every two or three kids then cut the triangles apart

3. DISCUSSION QUESTIONS

[TALK ABOUT GOD | BIBLE STORY REVIEW]

Made to Connect: an activity that invites kids to share and collaborate with others while growing their understanding

WHAT YOU NEED:

- No supplies needed

4. VERSE TO TAKE WITH YOU

[HEAR FROM GOD | MEMORY VERSE ACTIVITY]

Made to Create: an activity that explores ideas through the process of drawing, building, designing, and problem-solving

WHAT YOU NEED:

- Bible
- Potato; one for each kid (potatoes need to be in a variety of sizes and shapes)
- Paper
- Markers
- Scissors
- Straight pins or tape (for attaching paper shapes to the potatoes)

NOTE: In preparation for the last week of this month, contact one or two people who are willing to come share with the kids the story of how someone told them about Jesus. You might consider asking people your kids regularly see on stage, such as; worship leaders, storytellers, hosts, etc. If unable to find anyone, (or in addition to a guest) be prepared to share your faith story.

5. MAKE IT PERSONAL WITH PRAYER

[PRAY TO GOD | PRAYER ACTIVITY]

Made to Reflect: an activity that creates space for personal processing and application

WHAT YOU NEED:

- Handprints created in "Take a Snapshot"



WEEK
THREE
AUGUST 2020

SMALL GROUP
PRETEEN

PRELUDE

SOCIAL

STORY

WORSHIP

GROUPS

HOME

GETTING READY

HERE'S EVERYTHING YOU NEED TO KNOW TO GET READY FOR THIS WEEK

HOME: PROMPTING ACTION BEYOND THE EXPERIENCE

- Print on cardstock or email this week's GodTime devotionals and Parent Cue cards.
- Tell parents about our additional family resources: **Studio252.tv** and the **Parent Cue app**.

Draw a line from the animal to the invention you think it helped inspire.

ANIMALS



BAT



ARMADILLO



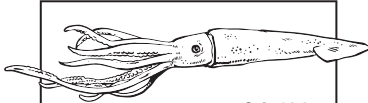
CHAMELEON



FISH




FLYING SQUIRREL



SQUID



HUMMINGBIRD



SNAKE



SNAIL



CARIBOU



SCORPION

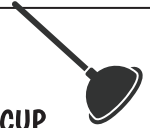
INVENTIONS



NEEDLE



SNOWSHOES



SUCTION CUP



JET PROPULSION



ARMY TANK



ANESTHETIC



HELICOPTER



PARACHUTE



RADAR



CAMOUFLAGE



ELECTRICITY

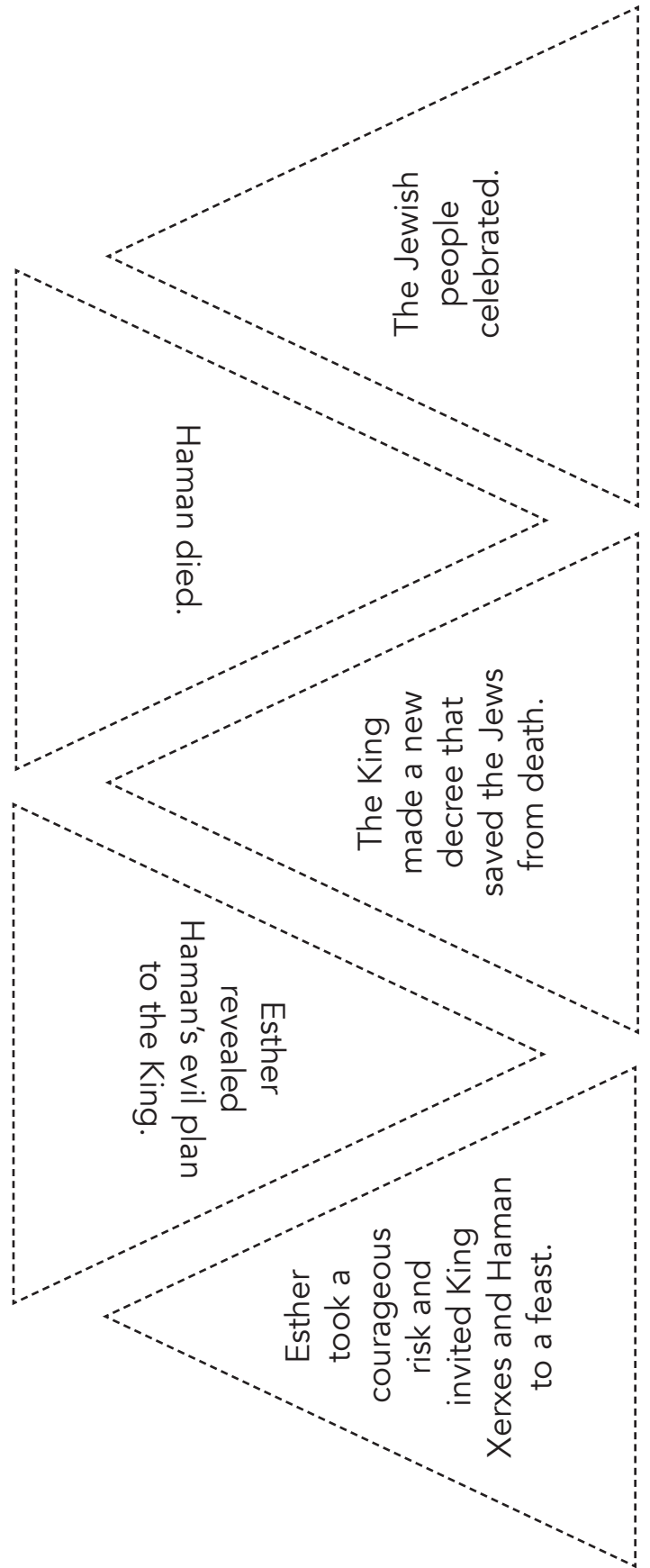
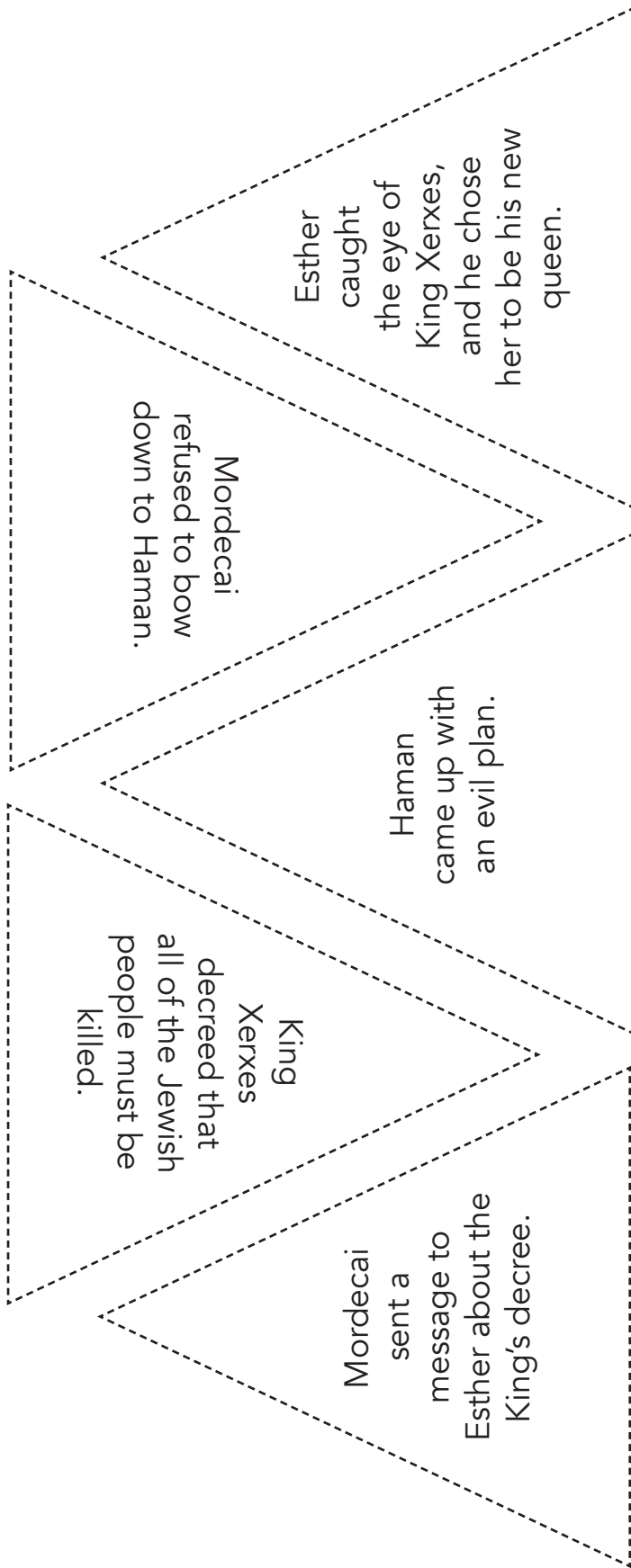
What to Do:

Print one for every kid.

"Animal Inspiration" Activity Page

August 2020, Week 3, Preteen Small Group

©2020 The reThink Group, Inc. All rights reserved.



What to Do:

Print on cardstock and cut apart. Provide one full sheet for every two or three kids.

"The Story of Esther" Activity Page

August 2020, Week 3, Preteen Small Group

©2020 The reThink Group, Inc. All rights reserved.