

INDESCRIBABLE

YOUR CREATOR HAS NO LIMITS

WEEK
FOUR
AUGUST 2020

SMALL GROUP

K-1

TODAY'S SUGGESTED SCHEDULE

TODAY'S BIBLE STORY

With a Little Help from My Friends

Four Friends Who Helped
Mark 2:1-12

TODAY'S BOTTOM LINE

God created you
for a purpose.

MONTHLY MEMORY VERSE

Lord, you are great.
You are really worthy of praise.
No one can completely
understand how great you are.
Psalm 145:3, NIV

MONTHLY LIFE APP

Creativity—Imagining what
you could do because you're
made in God's image

BASIC TRUTH

I should treat others the way
I want to be treated.

PRELUDE: Setting the tone for the experience

See the **Getting Ready** pages at the end of this document for a detailed description of what you'll need for today.

In the **Prelude** folder of your curriculum, you'll find a variety of other resources to help you prepare.

SMALL GROUP

15
MIN

SOCIAL: Providing time for fun interaction

Early Arriver
Opening Activity

LARGE GROUP

35
MIN

STORY: Communicating God's truth in engaging ways **WORSHIP:** Inviting people to respond to God

Welcome/Opener
Worship ("Made In the Image" from *Little Praise Party-Ready Set Go* and "Beautiful" from *This Love*)
Bible Story
Bottom Line
Prayer
Closer

SMALL GROUP

25
MIN

GROUPS: Creating a safe place to connect

Bible Story Review: Together
Application Activity: Hole in the Roof
Memory Verse Activity: Better . . . Together
Prayer Activity: Pray and Dismiss

HOME: Prompting action beyond the experience

Parent Cue Card (print or email)
GodTime devotional for kids
Studio252.tv
Parent Cue App

INDESCRIBABLE

YOUR CREATOR HAS NO LIMITS

WEEK
FOUR
AUGUST 2020

SMALL GROUP

K-1

PRELUDE

SOCIAL

STORY

WORSHIP

GROUPS

HOME

PROVIDING TIME FOR FUN INTERACTION
15 MINUTES

MADE TO PLAY

an activity that encourages learning
through following guidelines and/or
working as a group



Before kids arrive, take a few moments to pray for them. Pray for those who might visit your group for the first time. Thank God for surrounding us with others who are also creative. Pray for kids as they begin to discover how their creativity fits with the creativity of their peers. Ask God to help kids learn how they might be able to combine their creativity with their friends' creativity to make an even bigger impact!

TODAY'S BIBLE STORY

With a Little Help from My Friends

Four Friends Who Helped
Mark 2:1-12

TODAY'S BOTTOM LINE

**God created you
for a purpose.**

MONTHLY MEMORY VERSE

Lord, you are great.
You are really worthy of praise.
No one can completely
understand how great you are.
Psalm 145:3, NIV

MONTHLY LIFE APP

**Creativity—Imagining what
you could do because you're
made in God's image**

BASIC TRUTH

**I should treat others the way
I want to be treated.**

1. EARLY ARRIVER IDEA

WHAT YOU NEED: Offering container, dice

WHAT YOU DO:

- Guide kids to place their offerings in the container.
- At your signal, guide kids to roll the dice.
- For the first round, challenge them to roll until they get a "straight" with a 1, 2, 3, and 4.
- For the second round, challenge them to get all fours.
- If you don't have a set of dice for each kid, have kids take turns.

INDESCRIBABLE

YOUR CREATOR HAS NO LIMITS

WEEK
FOUR
AUGUST 2020

SMALL GROUP

K-1

PRELUDE

SOCIAL

STORY

WORSHIP

GROUPS

HOME

PROVIDING TIME FOR FUN INTERACTION
15 MINUTES

MADE TO MOVE

an activity that increases the oxygen
in the brain and taps into the energy
in the body



2. OPENING ACTIVITY

WHAT YOU NEED: Hula hoops, upbeat music

WHAT YOU DO:

- Scatter the hoops around your environment.
- Play the music, guiding kids to mingle.
- When you stop the music, call out a number from two to four.
- Guide kids to get into groups of that number and stand inside a hoop with their group.
- End by calling a group of five. (If you have four kids, join their group. If you have three kids, call a group of four and join them.)

WHAT YOU SAY:

"Great job working together and helping each other! **[Transition]** In Large Group, we'll hear about four friends who helped another friend in a very special way. Let's go learn more."

Lead your group to the Large Group area.

TODAY'S BIBLE STORY

With a Little Help from My Friends

Four Friends Who Helped
Mark 2:1-12

TODAY'S BOTTOM LINE

**God created you
for a purpose.**

MONTHLY MEMORY VERSE

Lord, you are great.
You are really worthy of praise.
No one can completely
understand how great you are.
Psalm 145:3, NIV

MONTHLY LIFE APP

**Creativity—Imagining what
you could do because you're
made in God's image**

BASIC TRUTH

**I should treat others the way
I want to be treated.**

INDESCRIBABLE

YOUR CREATOR HAS NO LIMITS

WEEK
FOUR
AUGUST 2020

SMALL GROUP

K-1

PRELUDE

SOCIAL

STORY

WORSHIP

GROUPS

HOME

CREATING A SAFE PLACE TO CONNECT
25 MINUTES

MADE TO MOVE

an activity that increases the oxygen
in the brain and taps into the energy
in the body



1. TOGETHER

[TALK ABOUT GOD | BIBLE STORY REVIEW]

WHAT YOU NEED: Bible marked at Mark 2, hand towels,
balls, baskets or boxes

WHAT YOU DO:

- Invite a volunteer to open the Bible to Mark 2.
- Ask guiding questions to briefly review the Bible story.

Be sure to touch on the following points:

- Jesus was teaching at a house in a city. So many people came to hear Him that there wasn't any room—not even outside the door!
- Four men came, carrying a man who couldn't walk. They couldn't get close to Jesus because of the crowd. So, they made a hole in the roof of the house and lowered the man on a mat, through the hole.
- Jesus saw their faith and told the man that his sins were forgiven. He told the man to get up, take his mat, and go home!
- The four men worked together to get their friend to Jesus, and Jesus showed how powerful He was by forgiving his sins and healing him!
- Help kids get into groups of four.
- Give each group a ball and a towel.
- Guide the teams to work together to use the towel to carry the ball to the basket or box, gently lower the ball into the basket, then go back to start.
- The catch: they can't touch the ball with their hands!
- If your environment allows, create an obstacle course.
- Lead the teams to maneuver the course as they move the ball to the basket.

TODAY'S BIBLE STORY

With a Little Help from My Friends

Four Friends Who Helped
Mark 2:1-12

TODAY'S BOTTOM LINE

**God created you
for a purpose.**

MONTHLY MEMORY VERSE

Lord, you are great.
You are really worthy of praise.
No one can completely
understand how great you are.
Psalm 145:3, NIV

MONTHLY LIFE APP

Creativity—Imagining what
you could do because you're
made in God's image

BASIC TRUTH

**I should treat others the way
I want to be treated.**

WHAT YOU SAY:

"You guys did a great job working together to get those balls into the basket. Do you think it was hard or easy for the four friends to get their friend to Jesus? (Pause.) Why? (Pause.) Just like the four men worked together to get their friend to Jesus, you worked together to get the balls to the basket! **God created you to work with others.**"

[Make it Personal] (Tell kids a way that you've worked with others, especially if it showed others more about God.)

"What are some ways that you can work with others? (Me and my friends can help cheer up a friend who's sad. I can help my brother or sister clean their room. I can help my mom bake cookies for our neighbor. Me and my friends can help clean the classroom at school.) Great ideas! Just like the four men worked together to help their friend, you can work with your friends to help others, too. So, remember, **God created you to work with others.**"

INDESCRIBABLE

YOUR CREATOR HAS NO LIMITS

WEEK
FOUR
AUGUST 2020

SMALL GROUP

K-1

PRELUDE

SOCIAL

STORY

WORSHIP

GROUPS

HOME

CREATING A SAFE PLACE TO CONNECT
25 MINUTES

MADE TO PLAY

an activity that encourages learning through following guidelines and/or working as a group



*2. HOLE IN THE ROOF

[HEAR FROM GOD | MEMORY VERSE ACTIVITY]

WHAT YOU NEED: "Hole in the Roof" Activity Page, straws, tape

WHAT YOU DO:

- Help kids get into groups of four. If you played the "Together" activity, kids can stay in their same groups.
- Use the masking tape to divide your group's area into two halves.
- Give each kid a straw.
- Place a set of "Hole in the Roof" puzzle pieces face down near each team, making sure all teams are on the same side of the tape line.
- When you say, "Go," teams will race to get all the puzzle pieces to the other side of the line.
- Kids can only pick up the pieces by putting one end of the straw in their mouth and the other end against a puzzle piece then sucking in on the straw.
- They cannot touch the pieces with their hands.
- If kids drop a piece, they must pick it back up with the straw.
- When a team successfully moves all of its pieces, lead them to work together to assemble the puzzle.
- When every team finishes, lead kids to point to the words as you read the verse aloud.

TODAY'S BIBLE STORY

With a Little Help from My Friends

Four Friends Who Helped
Mark 2:1-12

TODAY'S BOTTOM LINE

**God created you
for a purpose.**

MONTHLY MEMORY VERSE

**Lord, you are great.
You are really worthy of praise.
No one can completely
understand how great you are.**
Psalm 145:3, NIV

MONTHLY LIFE APP

**Creativity—Imagining what
you could do because you're
made in God's image**

BASIC TRUTH

**I should treat others the way
I want to be treated.**

WHAT YOU SAY:

"One way that God is great is that He created us to work together. On our own we can do good things, but when we work with others, we can do even greater things! What are some ways that you can work with others to show people how great God is? (*Me and my friend can make a card to give to our friend. Me and my friends can invite the new kid to play with us. Me and my friends can do a play about Jesus.*) Those are wonderful and creative ideas! So, this week, look for ways to work with others to show people that God is great! And remember, **God created you to work with others.**"

INDESCRIBABLE

YOUR CREATOR HAS NO LIMITS

WEEK
FOUR
AUGUST 2020

SMALL GROUP

K-1

PRELUDE

SOCIAL

STORY

WORSHIP

GROUPS

HOME

CREATING A SAFE PLACE TO CONNECT
25 MINUTES

MADE TO PLAY

an activity that encourages learning through following guidelines and/or working as a group



3. BETTER . . . TOGETHER

[LIVE FOR GOD | APPLICATION ACTIVITY]

Option 1: Concentration

WHAT YOU NEED: "Better . . . Together Cards" Activity Pages

WHAT YOU DO:

- Help kids get into groups of two.
- Give each pair a set of "Better . . . Together Cards".
- Instruct kids to spread out the cards face down (no peeking).
- Lead kids to take turns turning over two cards and searching for two items that go together (peanut butter and jelly; hammer and nail, etc.).
- If the items go together, the player keeps the pair and play moves to the next kid.
- If the items don't go together, the player turns the cards back over and play moves to the next kid.
- Repeat the game if time allows.

WHAT YOU SAY:

"Peanut butter is good on its own. Jelly is good on its own. But when you put them together, they become something more! It's the same with us. On our own, we can show others who God is and what He's like, but when we work with others, we can show people even more who God is.

"Let's say you're good at drawing and your friend is good at writing. If someone is sick or sad, you and your friend can work together to make a card for them. Or let's say there's a new kid at school. You and your friends can ALL play with them so that they feel welcome and accepted. Or let's say that someone falls on the playground and gets hurt. Maybe your friend can stay with them while you run to get an adult.

"Just like the four friends in today's Bible story, **God created you to work with others.** So, this week, look for ways you can work with others to show people who God is and what He's like. Because **God created you to work with others.**"

Option 2: Little Chefs**

WHAT YOU NEED: "Mix Together" Activity Page, trail mix ingredients, measuring cups, large mixing bowl, sealable snack bags

** Allergy Alert: Make parents aware of the ingredients you use today, and consider alternatives for kids with allergies.

WHAT YOU DO:

- Instruct kids to wash their hands.

TODAY'S BIBLE STORY

With a Little Help from My Friends

Four Friends Who Helped
Mark 2:1-12

TODAY'S BOTTOM LINE

**God created you
for a purpose.**

MONTHLY MEMORY VERSE

**Lord, you are great.
You are really worthy of praise.
No one can completely
understand how great you are.**
Psalm 145:3, NIV

MONTHLY LIFE APP

**Creativity—Imagining what
you could do because you're
made in God's image**

BASIC TRUTH

**I should treat others the way
I want to be treated.**

INDESCRIBABLE

YOUR CREATOR HAS NO LIMITS

WEEK
FOUR
AUGUST 2020

SMALL GROUP

K-1

PRELUDE

SOCIAL

STORY

WORSHIP

GROUPS

HOME

CREATING A SAFE PLACE TO CONNECT
25 MINUTES

(3. BETTER . . . TOGETHER, CONTINUED)

- Use the “Mix Together” Activity Page as a guide to help kids make the snack mix.
- Involve kids as much as possible by inviting some kids to measure, others to pour, and everyone to take turns mixing.
- As kids work, compliment them for working together.
- Help kids divide the snack into the snack bags.
- Encourage them to take the snack home and share it with others.

WHAT YOU SAY:

“Each ingredient in our recipe is good on its own, but when you put them all together, they become a really yummy snack! It’s like our Bible story today. On their own, each of the four men could have told their friend who couldn’t walk about Jesus. TOGETHER, they were able to take him to Jesus then Jesus healed him and forgave him!

“It’s the same with us. On our own, we can show others who God is and what He’s like; but when we work with others, we can show people even MORE of who God is.

“Let’s say you’re good at drawing, and your friend is good at writing. If someone is sick or sad, you and your friend can work together to make them a card. Or, if there’s a new kid at school, you and your friends can ALL play with them so that they feel welcome and accepted. Maybe, someone falls on the playground and gets hurt. Your friend can stay with them, while you run to get an adult. Just like the four friends in today’s Bible story, **God created you to work with others.** So, this week, look for ways to work with others to show people who God is and what He’s like; because **God created you to work with others.**”

INDESCRIBABLE

YOUR CREATOR HAS NO LIMITS

WEEK
FOUR
AUGUST 2020

SMALL GROUP

K-1

PRELUDE

SOCIAL

STORY

WORSHIP

GROUPS

HOME

CREATING A SAFE PLACE TO CONNECT
25 MINUTES

MADE TO REFLECT

an activity that creates space
for personal processing
and application



4. PRAY AND DISMISS

[PRAY TO GOD | PRAYER ACTIVITY]

WHAT YOU NEED: No supplies needed

WHAT YOU DO:

- Guide kids to stand in a circle and link elbows.
- Lead them to go around the circle, saying the Bottom Line one word at a time: **God created you to work**

TODAY'S BIBLE STORY

With a Little Help from My Friends

Four Friends Who Helped
Mark 2:1-12

with others.

- Repeat two or three times.
- Lead kids in prayer, asking God to help both you and the kids work with others to show people who God is and what He's like.

As adults arrive to pick up, encourage kids to tell their families about the four men who helped a friend.

TODAY'S BOTTOM LINE

**God created you
for a purpose.**

MONTHLY MEMORY VERSE

Lord, you are great.
You are really worthy of praise.
No one can completely
understand how great you are.
Psalm 145:3, NIV

MONTHLY LIFE APP

Creativity—Imagining what
you could do because you're
made in God's image

BASIC TRUTH

**I should treat others the way
I want to be treated.**

INDESCRIBABLE

YOUR CREATOR HAS NO LIMITS

WEEK
FOUR
AUGUST 2020

SMALL GROUP

K-1

PRELUDE

SOCIAL

STORY

WORSHIP

GROUPS

HOME

GETTING READY

HERE'S EVERYTHING YOU NEED TO KNOW TO GET READY FOR THIS WEEK

SOCIAL: PROVIDING TIME FOR FUN INTERACTION (15 MINUTES)

Welcome kids and spend time engaging in conversation and catching up. Get ready to experience today's story.

(Choose one or both of these activities.)

1. EARLY ARRIVER

Made to Play: an activity that encourages learning through following guidelines and/or working as a group

WHAT YOU NEED:

- An offering container
- Dice; ideally four for each kid, but try to provide at least four for every two kids

2. OPENING ACTIVITY

Made to Move: an activity that increases the oxygen in the brain and taps into the energy in the body

WHAT YOU NEED:

- Hula hoops; one for every two kids
- Upbeat music (Check out Orange Kids Music on Spotify®.)

GROUPS: CREATING A SAFE PLACE TO CONNECT (25 MINUTES)

Create a safe place to connect and learn how the Bible story applies to real life experiences, through interactive activities and discussion questions.

(Choose as many of these activities as you like.)

* If you don't have time to do all these activities, be sure to do activity #2.

1. TOGETHER

[TALK ABOUT GOD | BIBLE STORY REVIEW]

Made to Move: an activity that increases the oxygen in the brain and taps into the energy in the body

WHAT YOU NEED:

- Bible marked at Mark 2
- Hand towels; one for every four kids
- Balls, such as beach balls or spongy sports balls; one for every four kids
- Two clothes baskets or boxes large enough to hold at least two of the balls

*2. HOLE IN THE ROOF

[HEAR FROM GOD | MEMORY VERSE ACTIVITY]

Made to Play: an activity that encourages learning through following guidelines and/or working as a group

WHAT YOU NEED:

- Print the "Hole in the Roof" Activity Page on cardstock and cut apart; one set for every four kids
- Non-bendable straws; one for each kid
- Painter's or masking tape

3. BETTER . . . TOGETHER

[LIVE FOR GOD | APPLICATION ACTIVITY]

Made to Play: an activity that encourages learning through following guidelines and/or working as a group

WHAT YOU NEED:

Option 1: Concentration

- Print the "Better . . . Together Cards" Activity Pages on cardstock, cut apart and shuffle; one set for every two kids

Option 2: Little Chefs

- Print the "Mix It Up" Activity Page
- Rice squares cereal, chocolate O's cereal, mini pretzels, raisins, candy-coated chocolate pieces (Refer to "Mix It Up" for amounts. Feel free to modify ingredients as needed for your environment.)
- Measuring cups
- Large mixing bowl
- Sealable plastic snack bags; one for each kid

4. PRAY AND DISMISS

[PRAY TO GOD | PRAYER ACTIVITY]

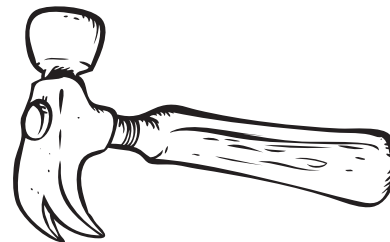


Made to Reflect: an activity that creates space for personal processing and application

WHAT YOU NEED:

- No supplies needed

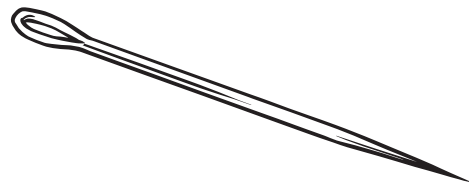



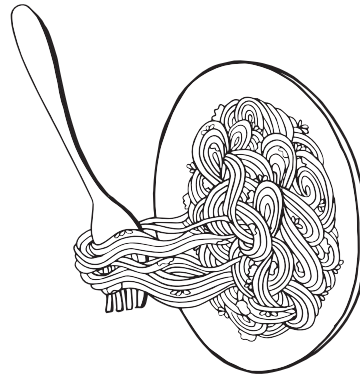



HOME: PROMPTING ACTION BEYOND THE EXPERIENCE

- Print on cardstock or email this week's GodTime devotionals and Parent Cue cards.
- Tell parents about our additional family resources: **Studio252.tv** and the **Parent Cue app**.



What to Do:

Print on cardstock and cut apart. Provide one set for every two kids.



What to Do:

Print on cardstock and cut apart. Provide one set for every two kids.

"Better . . . Together Cards" Activity Page 2/2

August 2020, Week 4, Small Group K-1
©2020 The reThink Group, Inc. All rights reserved.

TOGETHER MIX



2 cups rice square cereal



2 cups chocolate O's cereal



2 cups mini pretzels



1 cup raisins



1 cup candy-coated chocolate pieces



Combine in a bowl.

MIX AND ENJOY!

What to Do:

Print one for each Small Group.



What to Do:

Print on cardstock and cut apart. Provide one set for for every four kids.

"Hole in the Roof, NirV" Activity Page

August 2020, Week 4, Small Group K-1
©2020 The reThink Group, Inc. All rights reserved.



**"GREAT IS THE LORD AND MOST WORTHY OF PRAISE;
HIS GREATNESS NO ONE CAN FATHOM." PSALM 145:3 (NIV)**

What to Do:

Print on cardstock and cut apart. Provide one set for for every four kids.

"Hole in the Roof, NIV" Activity Page

August 2020, Week 4, Small Group K-1
©2020 The reThink Group, Inc. All rights reserved.

INDESCRIBABLE

YOUR CREATOR HAS NO LIMITS

WEEK
FOUR
AUGUST 2020

SMALL GROUP

2-3

TODAY'S SUGGESTED SCHEDULE

TODAY'S BIBLE STORY

With a Little Help from My Friends

Four Friends Who Helped
Mark 2:1-12

TODAY'S BOTTOM LINE

God created you
for a purpose.

MONTHLY MEMORY VERSE

Lord, you are great.
You are really worthy of praise.
No one can completely
understand how great you are.
Psalm 145:3, NIV

MONTHLY LIFE APP

Creativity—Imagining what
you could do because you're
made in God's image

BASIC TRUTH

I should treat others the way
I want to be treated.

PRELUDE: Setting the tone for the experience

See the **Getting Ready** pages at the end of this document for a detailed description of what you'll need for today.

In the **Prelude** folder of your curriculum, you'll find a variety of other resources to help you prepare.

SMALL GROUP

15
MIN

SOCIAL: Providing time for fun interaction

Early Arriver
Opening Activity

LARGE GROUP

35
MIN

STORY: Communicating God's truth in engaging ways **WORSHIP:** Inviting people to respond to God

Welcome/Opener
Worship ("Made In the Image" from *Little Praise Party-Ready Set Go* and "Beautiful" from *This Love*)
Bible Story
Bottom Line
Prayer
Closer

SMALL GROUP

25
MIN

GROUPS: Creating a safe place to connect

Bible Story Review: Help!
Application Activity: House This?
Memory Verse Activity: Flying Mat
Prayer Activity: Pray and Dismiss

HOME: Prompting action beyond the experience

Parent Cue Card (print or email)
GodTime devotional for kids
Studio252.tv
Parent Cue App

INDESCRIBABLE

YOUR CREATOR HAS NO LIMITS

WEEK
FOUR
AUGUST 2020

SMALL GROUP

2-3

PRELUDE

SOCIAL

STORY

WORSHIP

GROUPS

HOME

PROVIDING TIME FOR FUN INTERACTION
15 MINUTES

MADE TO MOVE

an activity that increases the oxygen
in the brain and taps into the energy
in the body



Before kids arrive, take a few moments to pray for them. Pray for those who might visit your group for the first time. Thank God for surrounding us with others who are also creative. Pray for kids as they begin to discover how their creativity fits with the creativity of their peers. Ask God to help kids learn how they might be able to combine their creativity with their friends' creativity to make an even bigger impact!

TODAY'S BIBLE STORY

With a Little Help from My Friends

Four Friends Who Helped
Mark 2:1-12

TODAY'S BOTTOM LINE

**God created you
for a purpose.**

MONTHLY MEMORY VERSE

Lord, you are great.
You are really worthy of praise.
No one can completely
understand how great you are.
Psalm 145:3, NIV

MONTHLY LIFE APP

**Creativity—Imagining what
you could do because you're
made in God's image**

BASIC TRUTH

**I should treat others the way
I want to be treated.**

1. EARLY ARRIVER IDEA

WHAT YOU NEED: Offering container and beach balls

WHAT YOU DO:

- Invite kids to put their offering in the offering container as they arrive.
- Challenge kids, one at a time, to keep two beach balls in the air.
- After several kids have tried, encourage them to think of ways they can keep both beach balls in the air.
- Ask: If you work together, how many beach balls do you think you could keep in the air?
- Allow time for them to work together and keep as many beach balls as they can in the air at one time.

INDESCRIBABLE

YOUR CREATOR HAS NO LIMITS

WEEK
FOUR
AUGUST 2020

SMALL GROUP

2-3

PRELUDE

SOCIAL

STORY

WORSHIP

GROUPS

HOME

PROVIDING TIME FOR FUN INTERACTION
15 MINUTES

MADE TO PLAY

an activity that encourages learning through following guidelines and/or working as a group



2. OPENING ACTIVITY

WHAT YOU NEED: Hula hoops, masking tape, mobile device or timer

WHAT YOU DO:

- Divide group into two teams.
- Create a masking tape starting line at one end of your environment, with the opposite wall as the finish line, if possible. If not possible, then make a finish line with tape.
- Give each kid a hula hoop.
- Instruct teams to create a "caterpillar" shape by placing one hoop at the starting line and the remaining hoops in a line behind the first hoop.
- Each kid stands in one hula hoop with one empty hoop at the head of the caterpillar line.
- Teams will work together to inch their caterpillar to the finish line.
 - The first kid steps into the empty hoop at the front. Each kid moves up one hula hoop.
 - The kid at the back of the caterpillar then passes their empty hoop overhead to the front of the line.
 - The kid in the front of the caterpillar places the new hoop down in front and steps into the empty hoop.
 - Then everyone moves forward one hoop.
 - Kids continue to pass the last hula hoop to the front and inch their caterpillar toward the finish line.
 - The first caterpillar to touch the finish line, wins.
- *Note: If there are not enough hula hoops, teams take turns inching their caterpillar from the start line to the finish line. Time them to see how long it takes each team to reach the finish line.*

WHAT YOU SAY:

"You had to really work together to move your caterpillar across the floor.

[Transition] Let's head to Large Group to hear what teamwork has to do with creativity."

Lead your group to the Large Group area.

TODAY'S BIBLE STORY

With a Little Help from My Friends

Four Friends Who Helped
Mark 2:1-12

TODAY'S BOTTOM LINE

**God created you
for a purpose.**

MONTHLY MEMORY VERSE

**Lord, you are great.
You are really worthy of praise.
No one can completely
understand how great you are.**
Psalm 145:3, NIV

MONTHLY LIFE APP

**Creativity—Imagining what
you could do because you're
made in God's image**

BASIC TRUTH

**I should treat others the way
I want to be treated.**

INDESCRIBABLE

YOUR CREATOR HAS NO LIMITS

WEEK
FOUR
AUGUST 2020

SMALL GROUP

2-3

PRELUDE

SOCIAL

STORY

WORSHIP

GROUPS

HOME

CREATING A SAFE PLACE TO CONNECT
25 MINUTES

MADE TO EXPLORE

an activity that extends learning
through hands-on experimentation
and discovery



* 1. HELP!

[TALK ABOUT GOD | BIBLE STORY REVIEW]

WHAT YOU NEED: Oven mitts or alternative; collection of various objects to use with the oven mitts

WHAT YOU DO:

- Gather kids in a circle.
- Set the objects in the center of the circle.
- Give each kid a pair of oven mitts. If necessary, kids can take turns.
- Challenge kids to do tasks while wearing the mitts on their hands. Tasks can include:
 - Looking up the memory verse, Psalm 145:3
 - Cutting a circle out of paper
 - Removing a cap from a marker and writing their name
 - Picking up a piece of cardstock from a flat surface
 - Unwrapping a piece of hard candy
 - Spinning a penny on a hard surface
- While kids are doing the tasks, review the Bible story with them. Add to the following discussion based on your kids' responses to the story.
 - When the friends arrived where Jesus was speaking, why couldn't they see Jesus?
 - How did they work together to creatively solve the problem?
 - What could have happened if the four friends didn't work together?
 - How did Jesus heal the paralyzed man? *(Besides allowing the man to walk again, talk about how Jesus healed him by forgiving his sins.)*

TODAY'S BIBLE STORY

With a Little Help from My Friends

Four Friends Who Helped
Mark 2:1-12

TODAY'S BOTTOM LINE

**God created you
for a purpose.**

MONTHLY MEMORY VERSE

Lord, you are great.
You are really worthy of praise.
No one can completely
understand how great you are.
Psalm 145:3, NIV

MONTHLY LIFE APP

**Creativity—Imagining what
you could do because you're
made in God's image**

BASIC TRUTH

**I should treat others the way
I want to be treated.**

WHAT YOU SAY:

"Imagine what it would have been like to be the paralyzed man in the story. Using scissors or flipping through a book are typically simple tasks, but for the paralyzed man, even the simplest task was difficult and often impossible. There is no way he could have seen Jesus without his friends. Remember, **God created you to work with others.** Just like the four friends in our story, you can do so much more with others than you could alone. We are made in the image of God, and each of us reflects just a little bit of God to the world around us. When we decide to work with others, we reflect even more of who God is to the world."

INDESCRIBABLE

YOUR CREATOR HAS NO LIMITS

WEEK
FOUR
AUGUST 2020

SMALL GROUP

2-3

PRELUDE

SOCIAL

STORY

WORSHIP

GROUPS

HOME

CREATING A SAFE PLACE TO CONNECT
25 MINUTES

MADE TO CREATE

an activity that explores ideas through the process of drawing, building, designing, and problem-solving



2. HOUSE THIS?

[LIVE FOR GOD | APPLICATION ACTIVITY]

WHAT YOU NEED: "House" Activity Page, toothpicks, Play-Doh®

WHAT YOU DO:

- Gather kids together.
- Place the toothpicks and the Play-Doh in front of the kids.
- Tell kids to pick either several toothpicks or a small ball of Play-Doh.
- Show kids the "House" Activity Page.
- Challenge kids to build a house similar to the one in the picture using the supplies they selected.
- Allow kids to discover that they need to work together in order to successfully build a house resembling the one in the picture.
 - If kids comment on how it's impossible to build a house and they need more supplies, encourage them to be creative.
 - If they still struggle, remind them of the four friends in the story today. Ask what they did.
- Once kids determine they need to work together, give them time to be creative and build a few houses together.
- While kids work together, consider asking:
 - Can you think of things that are more fun to do with someone else rather than alone?
 - What are some things you can't do by yourself?
 - Can you think of a time when you worked with others to help someone? (*My family made dinner for a friend. We raked our neighbor's lawn. My school raised money to buy books for the library.*)

WHAT YOU SAY:

"When you combined your supplies and worked together, you were able to build some very creative houses. **God created you to work with others**, and when we combine our resources and our creativity, we can do more TOGETHER than we could alone. What if you got hurt on the playground? It would be great to have a group of your friends work together to help you. One friend could stay with you while another friend got the teacher. What about cleaning up the classroom after a big art project? If you had to do it by yourself, it would take a long time. If the whole class worked together, you could get the job done so much quicker."

[Make it Personal] (Share a time a group of your friends worked together to help someone. Maybe a group of you helped your friend paint their house, or you worked at a day camp with a group of volunteers, or participated in a fundraiser for a local charity.)

TODAY'S BIBLE STORY

With a Little Help from My Friends

Four Friends Who Helped
Mark 2:1-12

TODAY'S BOTTOM LINE

**God created you
for a purpose.**

MONTHLY MEMORY VERSE

**Lord, you are great.
You are really worthy of praise.
No one can completely
understand how great you are.**
Psalm 145:3, NIV

MONTHLY LIFE APP

**Creativity—Imagining what
you could do because you're
made in God's image**

BASIC TRUTH

**I should treat others the way
I want to be treated.**

INDESCRIBABLE

YOUR CREATOR HAS NO LIMITS

WEEK
FOUR
AUGUST 2020

SMALL GROUP

2-3

PRELUDE

SOCIAL

STORY

WORSHIP

GROUPS

HOME

CREATING A SAFE PLACE TO CONNECT
25 MINUTES

MADE TO PLAY

an activity that encourages learning through following guidelines and/or working as a group



TODAY'S BIBLE STORY

With a Little Help from My Friends

Four Friends Who Helped
Mark 2:1-12

TODAY'S BOTTOM LINE

**God created you
for a purpose.**

MONTHLY MEMORY VERSE

**Lord, you are great.
You are really worthy of praise.
No one can completely
understand how great you are.**
Psalm 145:3, NIV

MONTHLY LIFE APP

**Creativity—Imagining what
you could do because you're
made in God's image**

BASIC TRUTH

**I should treat others the way
I want to be treated.**

3. FLYING MAT

[HEAR FROM GOD | MEMORY VERSE ACTIVITY]

WHAT YOU NEED: "Memory Verse Cards" Activity Pages, Bibles, masking tape, and "mats"

WHAT YOU DO:

- Give each kid a Bible and look up Psalm 145:3. See tips for looking up verses with 2nd and 3rd graders in Week One.
- Read the verse together.
- Create a starting line with masking tape.
- Divide the group into two teams and give each kid a "mat."
- Place a set of "Memory Verse Cards" across the room (or about 20 feet away) from each team. Place an empty mat in front of each team at the starting line.
- Line teams up, holding their mats behind the starting line.
- Teams will get to the verse cards by creating a line of mats to reach them.
- The first kid sits on the mat at the starting line then places his mat beside it.
- The first kid then scoots to the front mat so the second kid can sit on the empty mat. The second kid then passes his mat to the front where the first kid sets it down and scoots to it. The second kid scoots to the empty mat and leaves his open for player three.
- Player three sits on the empty mat and passes her mat to the front.
- All kids scoot up one spot.
- Teams continue in this way until their line of mats reaches the verse cards.
- Then, kids pass the verse cards back to the starting line, one card at a time.
- The first team to get all of their cards back to the starting line and in verse order, wins!

WHAT YOU SAY:

"You did a great job working together! Imagine if you had to do this race while sitting on just one mat by yourself! How hard would that be? **God created you to work with others.** Working together reflects to the world how great God is, and often, like in our game, working together is a lot of fun."

INDESCRIBABLE

YOUR CREATOR HAS NO LIMITS

WEEK
FOUR
AUGUST 2020

SMALL GROUP

2-3

PRELUDE

SOCIAL

STORY

WORSHIP

GROUPS

HOME

CREATING A SAFE PLACE TO CONNECT
25 MINUTES

MADE TO REFLECT

an activity that creates space
for personal processing
and application



TODAY'S BIBLE STORY

With a Little Help from My Friends

Four Friends Who Helped
Mark 2:1-12

TODAY'S BOTTOM LINE

**God created you
for a purpose.**

MONTHLY MEMORY VERSE

Lord, you are great.
You are really worthy of praise.
No one can completely
understand how great you are.
Psalm 145:3, NIV

MONTHLY LIFE APP

Creativity—Imagining what
you could do because you're
made in God's image

BASIC TRUTH

I should treat others the way
I want to be treated.

4. PRAY AND DISMISS

[PRAY TO GOD | PRAYER ACTIVITY]

WHAT YOU NEED: No supplies needed

WHAT YOU DO:

- Gather kids in a circle.
- Prompt kids to think about your time together today.
- Ask: Who worked together to help us learn about this

story and what it means for us? *Be prepared to prompt kids. How did we hear the Bible story? What about the supplies needed for our activities? Who provided music for us during worship? Be sure to include the people who worked together behind the scenes, e.g. the team that cleans the environment, the decorating team, people who give money to the church for the program, etc.*

- Close in prayer, thanking God for all the people who work together at your church.

WHAT YOU SAY:

"God, You are great! There is no limit to Your creativity! You made us in Your image to reflect You and Your creativity to the people around us. Just like the four friends in our story today, we can do so much more together than we could do by ourselves. God, You created us to work with others. Our church is a great example of what we can do when we work with others. Thank You, God, for all the people who worked together to help us learn about You! In Your name, Amen."

As adults arrive to pick up, encourage kids to tell their parents about the creativity of four friends who worked together to help their friend get healed.

INDESCRIBABLE

YOUR CREATOR HAS NO LIMITS

WEEK
FOUR
AUGUST 2020

SMALL GROUP

2-3

PRELUDE

SOCIAL

STORY

WORSHIP

GROUPS

HOME

GETTING READY

HERE'S EVERYTHING YOU NEED TO KNOW TO GET READY FOR THIS WEEK

SOCIAL: PROVIDING TIME FOR FUN INTERACTION (15 MINUTES)

Welcome kids and spend time engaging in conversation and catching up. Get ready to experience today's story.

(Choose one or both of these activities.)

1. EARLY ARRIVER

Made to Move: an activity that increases the oxygen in the brain and taps into the energy in the body

WHAT YOU NEED:

- An offering container
- Beach balls; two to five for each Small Group

2. OPENING ACTIVITY

Made to Play: an activity that encourages learning through following guidelines and/or working as a group

WHAT YOU NEED:

- Hula hoops, one for each kid
- Tape

Note: If you don't have enough hula hoops, provide about four hula hoops for each Small Group and a timer or mobile device. Teams can take turns competing for the best time to complete the course.

GROUPS: CREATING A SAFE PLACE TO CONNECT (25 MINUTES)

Create a safe place to connect and learn how the Bible story applies to real life experiences, through interactive activities and discussion questions.

(Choose as many of these activities as you like.)

** If you don't have time to do all these activities, be sure to do activity #1.*

* 1. HELP!

[TALK ABOUT GOD | BIBLE STORY REVIEW]

Made to Explore: an activity that extends learning through hands-on experimentation and discovery

WHAT YOU NEED:

- Several pairs of oven mitts or knit gloves
 - Another option is to provide a pair of socks for each kid. The socks can be any type, even "no show" will work.

- Smaller sizes will work the best.
- Collect a variety of items that kids will try to use while wearing the oven mitts.
 - Cardstock
 - Scissors
 - Bibles
 - Markers
 - A penny
 - (Optional) hard candy in a wrapper, one for each kid which they can have after the game

2. HOUSE THIS?

[LIVE FOR GOD | APPLICATION ACTIVITY]

Made to Create: an activity that explores ideas through the process of drawing, building, designing, and problem-solving

WHAT YOU NEED:

- Print the "House" Activity Page; one for each Small Group
- (Optional) Instead of the Activity Page, Small Group Leaders can use a mobile device to pull up a simple cartoon image of a house, e.g. <https://bit.ly/2XJf0I5>
- Toothpicks, about 100 for each Small Group
- Play-Doh®

3. FLYING MAT

[HEAR FROM GOD | MEMORY VERSE ACTIVITY]

Made to Play: an activity that encourages learning through following guidelines and/or working as a group

WHAT YOU NEED:

- Print the "Memory Verse Cards" Activity Pages on cardstock and cut apart; two sets for each Small Group
- Bibles
- Masking tape
- Mats, one for each kid; these can be plastic placemats, hand towels, sheets of cardstock, etc.

4. PRAY AND DISMISS

[PRAY TO GOD | PRAYER ACTIVITY]

Made to Reflect: an activity that creates space for personal processing and application

WHAT YOU NEED:

- No supplies needed

INDESCRIBABLE

YOUR CREATOR HAS NO LIMITS

WEEK
FOUR
AUGUST 2020

SMALL GROUP

2-3

PRELUDE

SOCIAL

STORY

WORSHIP

GROUPS


HOME

GETTING READY

HERE'S EVERYTHING YOU NEED TO KNOW TO GET READY FOR THIS WEEK

HOME: PROMPTING ACTION BEYOND THE EXPERIENCE

- Print on cardstock or email this week's GodTime devotionals and Parent Cue cards.
- Tell parents about our additional family resources: **Studio252.tv** and the **Parent Cue app**.



What to Do:

Print one for each Small Group.

"House" Activity Page

August 2020, Week 4, Small Group 2-3
©2020 The reThink Group, Inc. All rights reserved.

LORD, YOU

ARE GREAT.

YOU ARE REALLY

**WORTHY OF
PRAISE.**

NO ONE CAN

**COMPLETELY
UNDERSTAND**

**HOW GREAT
YOU ARE.**

**PSALM 145:3
(NIRV)**

What to Do:

Print on cardstock and cut apart. Make two sets for each Small Group.

"Memory Verse Cards" Activity Page, NIRV

August 2020, Week 4, Small Group 2-3

©2020 The reThink Group, Inc. All rights reserved.

GREAT IS

THE LORD

AND MOST

**WORTHY OF
PRAISE;**

HIS GREATNESS

NO ONE

CAN FATHOM.

PSALM 145:3
(NIV)

What to Do:

Print on cardstock and cut apart. Make two sets for each Small Group.

"Memory Verse Cards" Activity Page, NIV

August 2020, Week 4, Small Group 2-3

©2020 The reThink Group, Inc. All rights reserved.



WEEK
FOUR
AUGUST 2020

SMALL GROUP
PRETEEN

TODAY'S SUGGESTED SCHEDULE

TODAY'S BIBLE STORY

With a Little Help from My Friends

Four Friends Who Helped
Mark 2:1-12

TODAY'S KEY QUESTION

What do you think
your purpose could be?

MONTHLY MEMORY VERSE

Lord, you are great.
You are really worthy of praise.
No one can completely
understand how great you are.
Psalm 145:3, NIV

MONTHLY LIFE APP

Creativity—Imagining what
you could do because you're
made in God's image

BASIC TRUTH

I should treat others the way
I want to be treated.

PRELUDE: Setting the tone for the experience

See the **Getting Ready** pages at the end of this document for a detailed description of what you'll need for today. In the **Prelude** folder of your curriculum, you'll find a variety of other resources to help you prepare.

SMALL GROUP

15
MIN

SOCIAL: Providing time for fun interaction

Early Arriver
Opening Activity

LARGE GROUP

35
MIN

STORY: Communicating God's truth in engaging ways **WORSHIP: Inviting people to respond to God**

Welcome/Opener
Worship ("Every Beat" from *Every Beat*, "Beautiful" from *This Love*, and "Good Always" from *Every Beat*)
Bible Story (Communicator Script)
Key Question
Prayer

SMALL GROUP


25
MIN

GROUPS: Creating a safe place to connect

Application Activity: Take a Snapshot
Bible Story Review: Bible Story Review and Discussion Questions
Memory Verse Activity: Verses to Take with You
Prayer Activity: Make it Personal with Prayer

HOME: Prompting action beyond the experience

Parent Cue Card (print or email)
GodTime devotional for kids
Studio252.tv
Parent Cue App



WEEK
FOUR
AUGUST 2020

SMALL GROUP
PRETEEN

PRELUDE

SOCIAL

STORY

WORSHIP

GROUPS

HOME

PROVIDING TIME FOR FUN INTERACTION
15 MINUTES

MADE TO MOVE

an activity that increases the oxygen
in the brain and taps into the energy
in the body



Before kids arrive, pray that your kids would start to see how God wants to use them in their families, communities, and the world around them. Pray that you would have insight into their passions and gifts and would be able to encourage them toward the plan that God has for them in His creation.

TODAY'S BIBLE STORY

With a Little Help from My Friends

Four Friends Who Helped
Mark 2:1-12

TODAY'S KEY QUESTION

**What do you think
your purpose could be?**

MONTHLY MEMORY VERSE

Lord, you are great.
You are really worthy of praise.
No one can completely
understand how great you are.
Psalm 145:3, NIV

MONTHLY LIFE APP

Creativity—Imagining what
you could do because you're
made in God's image

BASIC TRUTH

**I should treat others the way
I want to be treated.**

1. JUST FOR FUN

WHAT YOU NEED: Offering container, bottles, clothespins, crayons, pennies, paper clips, small candy

WHAT YOU DO:

- **Invite** kids to place their offerings in the container.
- **Create** five stations by setting the bottles/jars in different areas of the room.
 - Near each bottle, place one type of item that will be used for dropping into the bottle.
- **Ask** kids to pair up and go to one of the stations.
- **Explain** that they will take 30-second turns with their partner to see how many items they can drop in the bottle.
 - The rules are the same for each station: Hold the object with a straight arm at shoulder height and stand straight, not bending over.
- **Switch** stations after both partners have had a 30-second turn, repeating until all the kids have rotated through each station.
- If you have extra time, let those with the highest scores from each station compete with one another.



WEEK
FOUR
AUGUST 2020

SMALL GROUP
PRETEEN

PRELUDE

SOCIAL

STORY

WORSHIP

GROUPS

HOME

PROVIDING TIME FOR FUN INTERACTION
15 MINUTES

MADE TO CONNECT

an activity that invites kids to share
and collaborate with others while
growing their understanding



TODAY'S BIBLE STORY

With a Little Help from My Friends

Four Friends Who Helped
Mark 2:1-12

TODAY'S KEY QUESTION

What do you think
your purpose could be?

MONTHLY MEMORY VERSE

Lord, you are great.
You are really worthy of praise.
No one can completely
understand how great you are.
Psalm 145:3, NIV

MONTHLY LIFE APP

Creativity—Imagining what
you could do because you're
made in God's image

BASIC TRUTH

I should treat others the way
I want to be treated.

2. OPENING ACTIVITY

WHAT YOU NEED: No supplies needed

WHAT YOU DO:

- **Sit** in a circle.
- **Challenge** kids to go around the circle and name the people who made it possible for them to have breakfast that day, without repeating any of the previous people mentioned.
 - Their answers might include such people as their mom, dad, relative, a dairy farmer, grocery store checkout person, doughnut shop baker, and so on.
- **Continue** until someone is unable to come up with a unique answer within five seconds.
- **Repeat** with other areas of life in which we rely on others.
- Kids can make suggestions or use ideas from the list below:
 - Who made it possible for you to . . .
 - watch a YouTube demonstration of how to decorate a cake
 - wear the shoes you have on
 - turn on a light
 - text a friend
 - eat a pizza

WHAT YOU SAY:

"It's crazy how many people are involved in making it possible for us to do something as simple as eating breakfast. Imagine what it would be like if any one of those people you mentioned decided they weren't going to do their job or work together. We'd all be sitting here very hungry! **[Transition] In Large Group, we're going to hear about some friends who solved a problem by working together for the benefit of someone else. It took some work, but in the end, it was so worth the effort.**"

Lead your group to the Large Group area.



WEEK
FOUR
AUGUST 2020

SMALL GROUP
PRETEEN

PRELUDE

SOCIAL

STORY

WORSHIP

GROUPS

HOME

CREATING A SAFE PLACE TO CONNECT
25 MINUTES

MADE TO PLAY

an activity that encourages learning through following guidelines and/or working as a group



1. TAKE A SNAPSHOT

[LIVE FOR GOD | APPLICATION ACTIVITY]

WHAT YOU NEED: "TIC-TAC-TOEgether" Activity Page, pens

WHAT YOU DO:

- **Give** each of the kids a pen and a set of the nine "Tic-Tac-TOEgether" cards.
- **Ask** them to write their name and a skill they have or something they like to do on the blank card. This will become a FREE spot when placed among their other cards.
- **Hold up** one of the "TIC-TAC-TOEgether" cards and direct kids to turn that card over on their grid.
- **Continue** until one or more kids have turned over three cards in a row or a diagonal (like a Tic-Tac-Toe win).
- **Ask** the winner to read the three cards that were in a row and come up with a situation in which the three kids described on the cards could join their skills and work together to solve a problem, complete a project, or help someone in some way.
 - **Ask** them, "How can this team of three combine their 'super powers' (talents) for good?"
 - If they need help thinking of ideas, the winner can enlist the help of another group member, or you could give them a hypothetical situation and let them think of a solution.
- **Instruct** kids to rearrange their cards and play again.
 - Each round should bring a new combination of skills.
 - **Challenge** them to come up with new ideas with each combination of cards.

TODAY'S BIBLE STORY

With a Little Help from My Friends

Four Friends Who Helped
Mark 2:1-12

TODAY'S KEY QUESTION

What do you think
your purpose could be?

MONTHLY MEMORY VERSE

Lord, you are great.
You are really worthy of praise.
No one can completely
understand how great you are.
Psalm 145:3, NIV

MONTHLY LIFE APP

Creativity—Imagining what
you could do because you're
made in God's image

BASIC TRUTH

I should treat others the way
I want to be treated.

WRAP UP AND SAY:

"God made us so that we're 'better together.' Sure, you can be creative on your own, but you can do so much more when you use your special gifts together with others. You have unique abilities and perspective that you bring into the mix. When you combine your great ideas, creativity, and efforts with others, it's like having super-powers! You won't be able to leap from a roof and fly, but like the men in today's story, your creative power will help you figure out a better way to get off of a roof!"



WEEK
FOUR
AUGUST 2020

SMALL GROUP
PRETEEN

PRELUDE

SOCIAL

STORY

WORSHIP

GROUPS

HOME

CREATING A SAFE PLACE TO CONNECT
25 MINUTES

MADE TO IMAGINE

an activity that promotes empathy and facilitates concrete application through role-play and reenactment

TODAY'S BIBLE STORY

With a Little Help from My Friends

Four Friends Who Helped
Mark 2:1-12

TODAY'S KEY QUESTION

What do you think
your purpose could be?

MONTHLY MEMORY VERSE

Lord, you are great.
You are really worthy of praise.
No one can completely
understand how great you are.
Psalm 145:3, NIV

MONTHLY LIFE APP

Creativity—Imagining what
you could do because you're
made in God's image

BASIC TRUTH

I should treat others the way
I want to be treated.



2. BIBLE STORY EXTENSION

[TALK ABOUT GOD | BIBLE STORY REVIEW]

WHAT YOU NEED: Bible

WHAT YOU DO:

- **Sit** in a circle.
- **Explain** that the group will work together to create a detailed picture in their minds of the people and places in today's Bible story.
- **Begin** reading Mark 2:1-2, then pause and tell kids to close their eyes.
- **Ask** them to picture the scene you just read and each take a turn adding a detail describing what they see in their "mind's eyes."
 - The objective is not to change the story but to help it come to life with descriptions of the surroundings such as the colors of buildings, clothing, the sounds, smells, looks on people's faces, and whatever they think they might have seen if they had been there at the time the story took place.
 - Make the scene come to life with details, but make sure kids don't take it too far and alter the true account of the story.
- **Continue** reading Mark 2:3-5, then pause again to let kids close their eyes and add more imagery to the scene.
- **Repeat** again after reading Mark 2:6-8, then once more at the end, Mark 2:9-12.
- **Give** kids an opportunity to discuss how their original mental picture changed as the group added more details.
- **Ask:**
 - In what way did the story come to life a bit more when everyone worked together to paint a picture of the people, sounds, and sights?
 - What can you learn about working together from the four friends of the man who couldn't walk?
 - What are some modern-day situations in which people have worked together to accomplish something they couldn't do as well on their own?



WEEK
FOUR
AUGUST 2020

SMALL GROUP
PRETEEN

PRELUDE

SOCIAL

STORY

WORSHIP

GROUPS

HOME

CREATING A SAFE PLACE TO CONNECT
25 MINUTES

MADE TO CONNECT

an activity that invites kids to share
and collaborate with others while
growing their understanding



3. DISCUSSION QUESTIONS

[LIVE FOR GOD | APPLICATION ACTIVITY]

WHAT YOU NEED: No supplies needed

WHAT YOU DO:

Ask:

- How does working with others make YOU more creative?
- When have you had to show some extreme creativity to solve a problem?
- What could happen if we don't work together?
- When is it hard to work with others? What can you do when that happens?
- What are some rules we should always follow when working with others?

TODAY'S BIBLE STORY

**With a Little Help
from My Friends**

Four Friends Who Helped
Mark 2:1-12

TODAY'S KEY QUESTION

**What do you think
your purpose could be?**

MONTHLY MEMORY VERSE

Lord, you are great.
You are really worthy of praise.
No one can completely
understand how great you are.
Psalm 145:3, NIV

MONTHLY LIFE APP

**Creativity—Imagining what
you could do because you're
made in God's image**

BASIC TRUTH

**I should treat others the way
I want to be treated.**



WEEK
FOUR
AUGUST 2020

SMALL GROUP
PRETEEN

PRELUDE

SOCIAL

STORY

WORSHIP

GROUPS

HOME

CREATING A SAFE PLACE TO CONNECT
25 MINUTES

MADE TO CREATE

an activity that explores ideas through the process of drawing, building, designing, and problem-solving



4. VERSE TO TAKE WITH YOU

[HEAR FROM GOD | MEMORY VERSE ACTIVITY]

WHAT YOU NEED: Bible, foil

WHAT YOU DO:

- **Instruct** kids to pair themselves up.
- **Give** partners a long piece of aluminum foil (at least 10 feet).
- **Direct** them to work together to create a scrunched foil statue of two friends.
 - The statues must be freestanding and pairs must use all of the foil.
 - Circle kids up when they finish and let partners show one another their statues.
- **Invite** someone to read Ecclesiastes 4:9.
- **Ask:**
 - What are things we do that are better when done with the help of someone else?
 - How can working with others make you more creative?
 - Describe someone (no names) you would enjoy working with and why. How can you be the kind of person others want to work together with?
- **Challenge** kids to do something this week that requires them to work with one or two other people.
 - Suggest that they plan a meal or family outing that costs only five dollars, record a funny video to send to someone who needs a good laugh, clean something, teach someone how to do something new, or other ideas they come up with that uses their talent combined with the skills of someone else.
 - Ask for a couple volunteers to share some ideas of what they could do this week to creatively work with others.

TODAY'S BIBLE STORY

With a Little Help from My Friends

Four Friends Who Helped
Mark 2:1-12

TODAY'S KEY QUESTION

What do you think
your purpose could be?

MONTHLY MEMORY VERSE

Lord, you are great.
You are really worthy of praise.
No one can completely
understand how great you are.
Psalm 145:3, NIV

MONTHLY LIFE APP

Creativity—Imagining what
you could do because you're
made in God's image

BASIC TRUTH

I should treat others the way
I want to be treated.



WEEK
FOUR
AUGUST 2020

SMALL GROUP
PRETEEN

PRELUDE

SOCIAL

STORY

WORSHIP

GROUPS

HOME

CREATING A SAFE PLACE TO CONNECT
25 MINUTES

MADE TO REFLECT

an activity that creates space
for personal processing
and application



5. MAKE IT PERSONAL WITH PRAYER [PRAY TO GOD | PRAYER ACTIVITY]

WHAT YOU NEED: Note cards, pens

WHAT YOU DO:

- **Give** each person a pen and a note card.
- **Form** three groups.
- **Invite** kids to work together to write a prayer.
- **Assign** one of the following types of prayer to each group
 - Thanks ("Dear God, thank you for . . .")
 - Praise ("Dear God, You are . . .")
 - Request ("Dear God, please help . . .")
- **Direct** teams to work together to write a short prayer that is focused on the area you assigned their team.
 - Each person must contribute one sentence of the prayer.
- **Bring** everyone together when finished.
- **Close** by letting each group take a turn reading their prayer as the others listen and silently pray along.

TODAY'S BIBLE STORY

With a Little Help from My Friends

Four Friends Who Helped
Mark 2:1-12

TODAY'S KEY QUESTION

What do you think
your purpose could be?

MONTHLY MEMORY VERSE


Lord, you are great.
You are really worthy of praise.
No one can completely
understand how great you are.
Psalm 145:3, NIV

MONTHLY LIFE APP

Creativity—Imagining what
you could do because you're
made in God's image

BASIC TRUTH

I should treat others the way
I want to be treated.



WEEK
FOUR
AUGUST 2020

SMALL GROUP
PRETEEN

PRELUDE

SOCIAL

STORY

WORSHIP

GROUPS

HOME

GETTING READY

HERE'S EVERYTHING YOU NEED TO KNOW TO GET READY FOR THIS WEEK

SOCIAL: PROVIDING TIME FOR FUN INTERACTION (15 MINUTES)

Welcome kids and spend time engaging in conversation and catching up. Get ready to experience today's story.

(Choose one or both of these activities.)

1. JUST FOR FUN

Made to Move: an activity that increases the oxygen in the brain and taps into the energy in the body

WHAT YOU NEED:

- An offering container
- Glass bottles or jars with openings of no more than 3 (or so) inches; five for each Small Group
- 10 Clothespins
- 10 Crayons
- 10 Pennies
- 10 Paper clips
- 10 Small, individually wrapped pieces of candy such as Starburst® or Life Savers®

2. OPENING ACTIVITY

Made to Connect: an activity that invites kids to share and collaborate with others while growing in their understanding

WHAT YOU NEED:

- No supplies needed

GROUPS: CREATING A SAFE PLACE TO CONNECT (25 MINUTES)

Create a safe place to connect and learn how the Bible story applies to real life experiences, through interactive activities and discussion questions.

(Choose as many of these activities as you like.)

1. TAKE A SNAPSHOT

[LIVE FOR GOD | APPLICATION ACTIVITY]

Made to Play: an activity that encourages learning through following guidelines and/or working as a group

WHAT YOU NEED:

- Pens
- Print the "TIC-TAC-TOEgether" Activity Page; one for each kid

2. BIBLE STORY EXTENSION

[TALK ABOUT GOD | BIBLE STORY REVIEW]

Made to Imagine: an activity that promotes empathy and facilitates concrete application through role-play and reenactment

WHAT YOU NEED:

- Bible

3. DISCUSSION QUESTIONS

[LIVE FOR GOD | APPLICATION ACTIVITY]

Made to Connect: an activity that invites kids to share and collaborate with others while growing their understanding

WHAT YOU NEED:

- No supplies needed

4. VERSE TO TAKE WITH YOU

[HEAR FROM GOD | MEMORY VERSE ACTIVITY]

Made to Create: an activity that explores ideas through the process of drawing, building, designing, and problem-solving

WHAT YOU NEED:

- Bible
- 10-foot length of aluminum foil; one piece for every two kids

NOTE: If you haven't already done so, in preparation for the last week of this month, contact one or two people who are willing to come share with the kids the story of how someone told them about Jesus. You might consider asking people your kids regularly see onstage, such as; worship leaders, storytellers, hosts, etc. If unable to find anyone, (or in addition to a guest) be prepared to share your faith story.

5. MAKE IT PERSONAL WITH PRAYER

[PRAY TO GOD | PRAYER ACTIVITY]

Made to Reflect: an activity that creates space for personal processing and application

WHAT YOU NEED:

- Note cards
- Pens



WEEK
FOUR
AUGUST 2020

SMALL GROUP
PRETEEN

PRELUDE

SOCIAL

STORY

WORSHIP

GROUPS


HOME

GETTING READY


HERE'S EVERYTHING YOU NEED TO KNOW TO GET READY FOR THIS WEEK

HOME: PROMPTING ACTION BEYOND THE EXPERIENCE

- Print on cardstock or email this week's GodTime devotionals and Parent Cue cards.
- Tell parents about our additional family resources: **Studio252.tv** and the **Parent Cue app**.



**MATHLETE
MATEO**



**FIX-IT
NIKKI**



**ARTIST
ALBERTO**



**COMIC
CATE**

YOUR TALENT HERE

YOUR NAME HERE



**MUSICAL
MELODY**



**ORGANIZER
LETICIA**



**COOKING
CARTER**



**SPORTY
SARAH**

What to Do:

Print on paper or cardstock. Provide one for every kid and one for each Small Group Leader.

"TIC-TAC-TOEgether" Activity Page

August 2020, Week 4, Preteen Small Group

©2020 The reThink Group, Inc. All rights reserved.