



TODAY'S SUGGESTED SCHEDULE

TODAY'S BIBLE STORY

Say Something
Jesus Heals 10 Men
Luke 17:11-19

TODAY'S BOTTOM LINE

Say thank you.

MONTHLY MEMORY VERSE

Give thanks to the Lord,
because he is good. His faithful
love continues forever.
Psalm 136:1, NIV

MONTHLY LIFE APP

Gratitude—Letting others know
you see how they've helped you

BASIC TRUTH

I need to make the wise choice.

PRELUDE: Setting the tone for the experience

See the **Getting Ready** pages at the end of this document for a detailed description of what you'll need for today.

In the **Prelude** folder of your curriculum, you'll find a variety of other resources to help you prepare.

SMALL GROUP

15
MIN

SOCIAL: Providing time for fun interaction

Early Arriver
Opening Activity

LARGE GROUP

35
MIN

STORY: Communicating God's truth in engaging ways **WORSHIP: Inviting people to respond to God**

Welcome/Opener
Worship ("Better Than the Best Thing" from *Turn it Up*,
"Thank You God" from *Can't Stop Won't Stop*)
Bible Story
Bottom Line
Prayer
Closer

SMALL GROUP

25
MIN

GROUPS: Creating a safe place to connect

Bible Story Review: Ten Leaping Lepers
Application Activity: Remember to Say Thank You
Memory Verse Activity: Thank You, Jesus
Prayer Activity: Pray and Dismiss

HOME: Prompting action beyond the experience

Parent Cue Card (print or email)
GodTime devotional for kids
Studio252.tv
Parent Cue App

PRELUDE

SOCIAL

STORY

WORSHIP

GROUPS

HOME

PROVIDING TIME FOR FUN INTERACTION
15 MINUTES**MADE TO MOVE**

an activity that increases the oxygen in the brain and taps into the energy in the body



Before kids arrive, take a few moments to pray for them. Ask God to help you amplify the message of how important a simple “thank you” is. Pray that kids would leave today knowing the impact that their gratitude can have on others. Ask God to remind kids, in their hearts, to say thank you for everything they receive and everything others do for them. Pray that your few would become people for whom

gratitude is a natural response.

TODAY'S BIBLE STORY**Say Something**

Jesus Heals 10 Men
Luke 17:11-19

TODAY'S BOTTOM LINE

Say thank you.

MONTHLY MEMORY VERSE

Give thanks to the Lord,
because he is good. His faithful
love continues forever.

Psalm 136:1, NIV

MONTHLY LIFE APP

Gratitude—Letting others know
you see how they've helped you

BASIC TRUTH

I need to make the wise choice.

1. EARLY ARRIVER

WHAT YOU NEED: Offering container, painter's tape, prepared hopscotch space (Optional) duct tape

WHAT YOU DO:

- Greet each kid by name as they arrive. Let them know you're grateful they're there.
- If kids brought an offering, show them where to put it in the offering container. Thank them for their gift!
- Invite kids to hop through the hopscotch board, placing one foot in each square as they go.
- Encourage them to count out loud as they hop.
- As kids improve at hopping through the board, encourage them to go faster.
- If you're doing the “Remember to Say Thank You” activity (#2), as kids arrive, cut a piece of duct tape that is nine to ten inches long.
 - Fold it in half lengthwise.
 - Wrap it around each kid's wrist.
 - Make sure the loop is large enough so they can slide their hands through.
 - Trim and tape the ends together with another piece of duct tape.
 - Keep the duct tape loops for the activity later.

PRELUDE

SOCIAL

STORY

WORSHIP

GROUPS

HOME

PROVIDING TIME FOR FUN INTERACTION
15 MINUTES

MADE TO MOVE

an activity that increases the oxygen in the brain and taps into the energy in the body



2. OPENING ACTIVITY

WHAT YOU NEED: "Ten Frame Cards" Activity Pages

WHAT YOU DO:

- Guide kids to scatter around your environment.
- Hold up a "Ten Frame Card" so that the dots begin at the kids' upper left.
- Guide the kids to walk and count like robots as they read the number shown on the page—then freeze.
- Provide counting help as needed.
- Shuffle and repeat the cards as time allows.
- End with a sequence of 10, 9, 1.

WHAT YOU SAY:

[Transition] "Let's go to Large Group where we'll hear about (hold up the 10 card) **10 people.** (Hold up the 9 card.) **Nine people did one thing, and** (hold up the 1 card) **one person did something else. Let's go learn more."**

Lead your group to the Large Group area.

TODAY'S BIBLE STORY

Say Something

Jesus Heals 10 Men
Luke 17:11-19

TODAY'S BOTTOM LINE

Say thank you.

MONTHLY MEMORY VERSE

Give thanks to the Lord,
because he is good. His faithful
love continues forever.

Psalm 136:1, NIV

MONTHLY LIFE APP

Gratitude—Letting others know
you see how they've helped you

BASIC TRUTH

I need to make the wise choice.



WEEK

THREE

NOVEMBER 2020

SMALL GROUP

K-1

PRELUDE

SOCIAL

STORY

WORSHIP

GROUPS

HOME

CREATING A SAFE PLACE TO CONNECT
25 MINUTES

MADE TO IMAGINE

an activity that promotes empathy and facilitates concrete application through role-play and reenactment



1. TEN LEAPING LEPERS

[TALK ABOUT GOD | BIBLE STORY REVIEW]

WHAT YOU NEED: "Ten Leaping Lepers" Activity Page, Bible marked at Luke 17, tape or sticky tack

WHAT YOU DO:

- Place or post "Ten Leaping Lepers" in number order around your environment.
- Quickly review the numbers on the pictures by counting out loud and pointing.
- Invite a kid to open the Bible to Luke 17.
- Read the story below, emphasizing each number as you read.
- When you say a number, pause for kids to run to the corresponding picture.

TODAY'S BIBLE STORY

Say Something

Jesus Heals 10 Men
Luke 17:11-19

TODAY'S BOTTOM LINE

Say thank you.

MONTHLY MEMORY VERSE

Give thanks to the Lord, because he is good. His faithful love continues forever.

Psalm 136:1, NIV

MONTHLY LIFE APP

Gratitude—Letting others know you see how they've helped you

BASIC TRUTH

I need to make the wise choice.

One day, Jesus was on His way to Jerusalem. As He came near a town, **one, two, three, four, five, six, seven, eight, nine, ten** men met Him. All of the men—from one to ten—had a disease on their skin. It might have been a disease called leprosy, which is why the men were called "lepers." The men called out in a loud voice, "Jesus! Master! Have pity on us!" Jesus saw the **one, two, three, four, five, six, seven, eight, nine, ten** lepers and said, "Go. Show yourselves to the priests." The lepers must have been surprised by Jesus' words! They needed to be healthy to show themselves to the priests, and they were still sick! But the **one, two, three, four, five, six, seven, eight, nine, ten** lepers obeyed Jesus and went. And while the one, two, three, four, five, six, seven, eight, nine, ten men were on the way, they were healed! Their sores were gone! **Nine** lepers kept going, but **one** man came back, praising God in a loud voice. He threw himself at Jesus' feet and thanked Him. Jesus said, "Weren't all ten lepers healed? Where are the other nine? Did only one man come back to thank me?" Then Jesus said to the **one** leper who came back, "Get up and go. Your faith has healed you."

- If you have enough time, play again.
- Add a challenge by shuffling the order the cards on the wall.

WHAT YOU SAY:

"Like the one man who came back, God loves it when we **say thank you** to Him for the good things He does for us. Nine of the men didn't come back, and they didn't **say thank you** when Jesus made them better. Maybe they forgot because they were so happy. Maybe they thought that they didn't need to say thank you out loud because they were grateful in their hearts. But God loves it when we **say thank you**. When God does something that helps you or makes you happy, try not to forget to **say thank you**."

[Make it Personal] (Tell kids something you can **say thank you** to Jesus for right now. Then say, "Thank You God for _____.") "What is something that you can **say thank you** to Jesus for right now? (I can thank Him for loving me, for my family, for being my Savior, etc.) Great ideas! (Spend time saying thank You to God for the things the kids said.) You can always **say thank you** to Jesus."



WEEK
THREE
NOVEMBER 2020

SMALL GROUP
K-1

PRELUDE SOCIAL STORY WORSHIP GROUPS HOME

CREATING A SAFE PLACE TO CONNECT
25 MINUTES

MADE TO CREATE

an activity that explores ideas through the process of drawing, building, designing, and problem-solving



2. REMEMBER TO SAY THANK YOU [LIVE FOR GOD | APPLICATION ACTIVITY]

WHAT YOU NEED: "Say Thank You" labels (Activity Pages), prepared duct tape loops or duct tape, crafting tape and/or stickers, and scissors

TODAY'S BIBLE STORY

Say Something

Jesus Heals 10 Men
Luke 17:11-19

TODAY'S BOTTOM LINE

Say thank you.

MONTHLY MEMORY VERSE

Give thanks to the Lord,
because he is good. His faithful
love continues forever.

Psalm 136:1, NIV

MONTHLY LIFE APP

Gratitude—Letting others know
you see how they've helped you

BASIC TRUTH

I need to make the wise choice.

WHAT YOU DO:

- Prepare the duct tape loops if you didn't prepare them as kids arrived:
 - Cut a piece of duct tape that is nine to ten inches long.
 - Fold it in half lengthwise.
 - Wrap it around each kid's wrist.
 - Make sure the loop is large enough that they can slide their hands through.
 - Trim and tape the ends together with another piece of duct tape.
- Let the kids cut or rip the washi tape and place the stickers on the duct tape bracelets to make their own patterns and designs.
- Give each kid a "Say Thank You" sticker to add to their bracelet.

WHAT YOU SAY:

"When you **say thank you** to the people who help you, you're doing what God wants you to do. God wants you to **say thank you!** Saying thank you helps you become more grateful. And saying thank you to people who help you makes them happy! Who can you **say thank you** to for helping you this week? (*God, my mom, my teacher, my bus driver*) This week, wear your bracelet as a way to help you remember to **say thank you.**"



CREATING A SAFE PLACE TO CONNECT
25 MINUTES

MADE TO PLAY

an activity that encourages learning through following guidelines and/or working as a group



TODAY'S BIBLE STORY

Say Something

Jesus Heals 10 Men
Luke 17:11-19

TODAY'S BOTTOM LINE

Say thank you.

MONTHLY MEMORY VERSE

Give thanks to the Lord,
because he is good. His faithful
love continues forever.
Psalm 136:1, NIV

MONTHLY LIFE APP

Gratitude—Letting others know
you see how they've helped you

BASIC TRUTH

I need to make the wise choice.

***3. THANK YOU, JESUS**

[HEAR FROM GOD | MEMORY VERSE ACTIVITY]

WHAT YOU NEED: "Bible Verse Strips" Activity Page, hula hoops, Bible marked at Psalm 136

WHAT YOU DO:

- Help kids get into teams of three or four and line up at one end of your environment.
- Set the hula hoops at the opposite end of the area, one hula hoop per team.
- Just beyond each hoop, place a set of "Bible Verse Strips" facedown.
- At your signal, the first kid on each team to runs to the hula hoop, steps inside, spins for a count of ten, picks up a "Bible Verse Strip," and runs back to their team.
- When a team collects all of its cards, instruct kids to work together to put them in order.
- Invite a kid to open the Bible where you have it marked.
- Read the verse aloud, guiding kids to point to each word on their cards as you read.

WHAT YOU SAY:

"It's important to take time to **say thank you** to God, because thanking Him shows Him that we see what He does for us. We can thank God for the world He made. We can thank God for our families. We can thank God for our friends. What else can we thank God for? (*my pet, my school, the Bible, my food, etc.*) When you see something good God has done, **say thank you**. When you see that God has helped you **say thank you.**"



CREATING A SAFE PLACE TO CONNECT
25 MINUTES

MADE TO REFLECT

an activity that creates space for personal processing and application



4. PRAY AND DISMISS
[PRAY TO GOD | PRAYER ACTIVITY]

WHAT YOU NEED: No supplies needed

WHAT YOU DO:

- Use the conversation below as a guide to lead kids into prayer. Remind the kids that the men in the Bible story may have had leprosy which is why they were called "lepers."
- Repeat the finger play as time allows and if kids are interested.
- Be sure to end the game BEFORE interest wanes.

WHAT YOU SAY:

"As Jesus was walking to Jerusalem one day, *(hold up one finger and move your hand so it looks like your finger is walking)* ten lepers met Him on the way. *(Hold up ten fingers.)*

"'Jesus, help us,' He heard them cry. *(Flash your fingers in rhythm with the lepers' words.)*

"'Go. Show yourselves to the priests,' was Jesus' reply. *(Hold up one finger and bend it like a puppet as Jesus speaks.)*

"So ten lepers went on their way. *(Hold up ten fingers and "walk" your hands to one side.)*

"And ten lepers were healed that day. *(Extend your fingers ecstatically.)*

"But one, only one, came back to say, *(hold up one finger and "run" it back)*

"'Thank You, Jesus, for healing me!' *(Hold up one finger on each hand, and bow one finger to the other.)*

"Hooray!" *(Raise both hands in the air in celebration.)*

"Let's pray.

"Dear Jesus, we love You so much. Thank You for everything You do for us. Thank You for loving us. Thank You for saving us. Please help us be like the one leper who came back. Help us remember to **say thank you** to You and to others who help us. We love You, Lord. Amen."

As adults arrive to pick up, encourage kids to use their fingers to show how many men Jesus healed and how many men came back to **say thank you**.

TODAY'S BIBLE STORY

Say Something

Jesus Heals 10 Men
Luke 17:11-19

TODAY'S BOTTOM LINE

Say thank you.

MONTHLY MEMORY VERSE

Give thanks to the Lord, because he is good. His faithful love continues forever.

Psalm 136:1, NIV

MONTHLY LIFE APP

Gratitude—Letting others know you see how they've helped you

BASIC TRUTH

I need to make the wise choice.



GETTING READY

HERE'S EVERYTHING YOU NEED TO KNOW TO GET READY FOR THIS WEEK

SOCIAL: PROVIDING TIME FOR FUN INTERACTION (15 MINUTES)

Welcome kids and spend time engaging in conversation and catching up. Get ready to experience today's story. **(Choose one or both of these activities.)**

In the Prelude folder of your curriculum, you'll find a general summary of Social Distancing Recommendations. Please refer to this document so you can plan your Small Group experience with health and safety in mind.

1. EARLY ARRIVER

Made to Move: an activity that increases the oxygen in the brain and taps into the energy in the body

WHAT YOU NEED:

- Offering container
- Painter's tape (or other way to mark the floor that's appropriate for your environment)
- *Optional duct tape if you are doing Group Activity #2.*
- Before kids arrive, use the painter's tape to create a 1 to 10 hopscotch pattern on your floor. Arrange the numbers this way:
 - 1 in a single square
 - 2 and 3 side by side
 - 4 in a single square
 - 5 and 6 side by side
 - 7 in a single square
 - 8 in a single square
 - 9 and 10 side by side.

2. OPENING ACTIVITY

Made to Move: an activity that increases the oxygen in the brain and taps into the energy in the body

WHAT YOU NEED:

- Print the "Ten Frame Cards" Activity Pages on cardstock; one set for each small group
- Cardstock

GROUPS: CREATING A SAFE PLACE TO CONNECT (25 MINUTES)

Create a safe place to connect and learn how the Bible story applies to real life experiences, through interactive activities and discussion questions.

(Choose as many of these activities as you like.)

** If you don't have time to do all these activities, be sure to do activity #3.*

1. TEN LEAPING LEPERS

[TALK ABOUT GOD | BIBLE STORY REVIEW]

Made to Imagine: an activity that promotes empathy and facilitates concrete application through role-play and reenactment

WHAT YOU NEED:

- Print the "Ten Leaping Lepers" Activity Pages; one set for each small group
- Paper
- Bible marked at Luke 17
- Tape, sticky tack, or other way to display pages on the wall of your environment

2. REMEMBER TO SAY THANK YOU

[LIVE FOR GOD | APPLICATION ACTIVITY]

Made to Create: an activity that explores ideas through the process of drawing, building, designing, and problem-solving

WHAT YOU NEED:

- Print the "Say Thank You" Activity Page on Avery® 5434 labels or equivalent; one label for each kid
- Prepared duct tape loops from "Early Arriver" or duct tape
- Scissors
- Crafting tape and/or stickers

*3. THANK YOU, JESUS

[HEAR FROM GOD | MEMORY VERSE ACTIVITY]

Made to Play: an activity that encourages learning through following guidelines and/or working as a group

WHAT YOU NEED:

- Print the "Bible Verse Strips" Activity Pages onto cardstock and cut apart; one set for every three to four kids



WEEK
THREE
NOVEMBER 2020

SMALL GROUP
K-1

PRELUDE **SOCIAL** **STORY** **WORSHIP** **GROUPS** **HOME**

GETTING READY

HERE'S EVERYTHING YOU NEED TO KNOW TO GET READY FOR THIS WEEK

- Cardstock
- Bible marked at Psalm 136
- Hula hoops, one for every three to four kids

4. PRAY AND DISMISS

[PRAY TO GOD | PRAYER ACTIVITY]

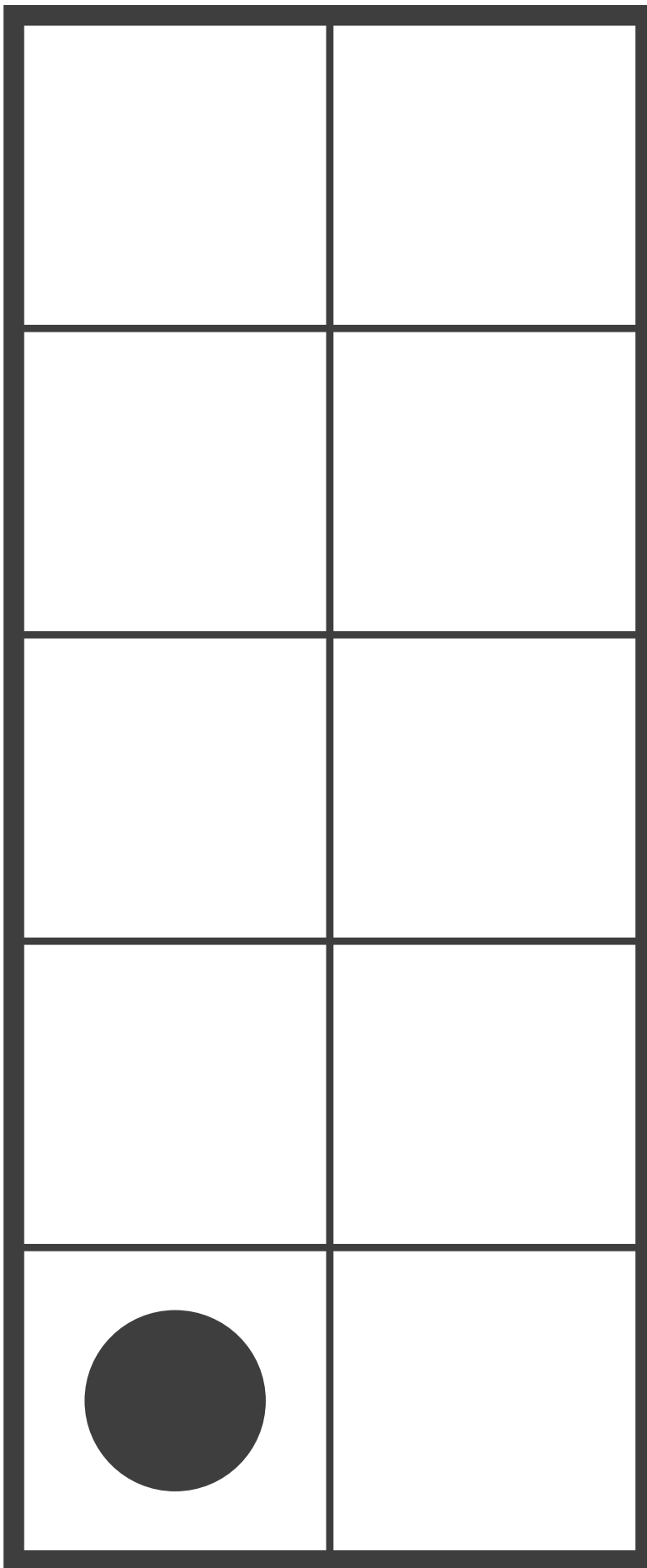
Made to Reflect: an activity that creates space for personal processing and application

WHAT YOU NEED:


- No supplies needed

HOME: PROMPTING ACTION BEYOND THE EXPERIENCE

- Print on cardstock or email this week's GodTime devotionals and Parent Cue cards.
- Tell parents about our additional family resources: **Studio252.tv** and the **Parent Cue app**.




What to Do:
Print onto cardstock. Provide one set for each small group.




What to Do:

Print onto cardstock. Provide one set for each small group.




What to Do:

Print onto cardstock. Provide one set for each small group.




What to Do:

Print onto cardstock. Provide one set for each small group.




What to Do:

Print onto cardstock. Provide one set for each small group.




What to Do:

Print onto cardstock. Provide one set for each small group.




What to Do:

Print onto cardstock. Provide one set for each small group.




What to Do:

Print onto cardstock. Provide one set for each small group.



What to Do:
Print onto cardstock. Provide one set for each small group.



What to Do:
Print onto cardstock. Provide one set for each small group.



What to Do:
Print one set for each small group.




What to Do:
Print one set for each small group.




What to Do:
Print one set for each small group.



What to Do:
Print one set for each small group.




What to Do:
Print one set for each small group.



What to Do:
Print one set for each small group.




What to Do:
Print one set for each small group.



What to Do:
Print one set for each small group.



What to Do:
Print one set for each small group.



What to Do:
Print one set for each small group.

Say, "Thank You."	Say, "Thank You."	Say, "Thank You."	Say, "Thank You."
Say, "Thank You."	Say, "Thank You."	Say, "Thank You."	Say, "Thank You."
Say, "Thank You."	Say, "Thank You."	Say, "Thank You."	Say, "Thank You."
Say, "Thank You."	Say, "Thank You."	Say, "Thank You."	Say, "Thank You."
Say, "Thank You."	Say, "Thank You."	Say, "Thank You."	Say, "Thank You."
Say, "Thank You."	Say, "Thank You."	Say, "Thank You."	Say, "Thank You."
Say, "Thank You."	Say, "Thank You."	Say, "Thank You."	Say, "Thank You."
Say, "Thank You."	Say, "Thank You."	Say, "Thank You."	Say, "Thank You."
Say, "Thank You."	Say, "Thank You."	Say, "Thank You."	Say, "Thank You."
Say, "Thank You."	Say, "Thank You."	Say, "Thank You."	Say, "Thank You."
Say, "Thank You."	Say, "Thank You."	Say, "Thank You."	Say, "Thank You."
Say, "Thank You."	Say, "Thank You."	Say, "Thank You."	Say, "Thank You."
Say, "Thank You."	Say, "Thank You."	Say, "Thank You."	Say, "Thank You."
Say, "Thank You."	Say, "Thank You."	Say, "Thank You."	Say, "Thank You."
Say, "Thank You."	Say, "Thank You."	Say, "Thank You."	Say, "Thank You."
Say, "Thank You."	Say, "Thank You."	Say, "Thank You."	Say, "Thank You."
Say, "Thank You."	Say, "Thank You."	Say, "Thank You."	Say, "Thank You."
Say, "Thank You."	Say, "Thank You."	Say, "Thank You."	Say, "Thank You."
Say, "Thank You."	Say, "Thank You."	Say, "Thank You."	Say, "Thank You."
Say, "Thank You."	Say, "Thank You."	Say, "Thank You."	Say, "Thank You."

WHAT TO DO:

Print on Avery® #5167 labels or equivalent. Provide one label for each kid.

"Give

1

thanks

2

to the

3

LORD,

4

because

5

he is

6

good.

7

His faithful

8

love

9

continues

10

forever."

11

Psalm 136:1, Nlrv

12

WHAT TO DO:

Print on cardstock and cut apart. Provide one set for every three to four kids.

"Give

1

thanks

2

to the

3

LORD,

4

for

5

he

6

is good.

7

His

8

love

9

endures

10

forever."

11

Psalm 136:1, NIV

12

WHAT TO DO:

Print on cardstock and cut apart. Provide one set for every three to four kids.

"Bible Verse Strips, NIV" Activity Page

November 2020, Week 3, Small Group K-1

©2020 The reThink Group, Inc. All rights reserved.

Bible Story Outline

Say Something (Jesus Heals 10 Men) • *Luke 17:11-19*

SETTING UP THE STORY

- Luke: one of the four Gospels that tell the story of Jesus' life
- People wrote down what Jesus did and said, because they believed that He really is the Son of God
- Luke was good friends with Jesus' good friends
- He was a doctor, so included lots of details as he told the story of Jesus' life
- This story is about ten men who were very sick

ON THE ROAD AGAIN

- One day, Jesus was traveling to Jerusalem
- He was traveling between two places: Samaria and Galilee
- People from Samaria usually didn't hang out with Jewish people from Jerusalem or Galilee
- Jesus was headed into a village when He came upon the men who were sick
- They had a terrible skin disease
- Other people didn't want to get this skin disease, so these men had to live far away from the town
- Jesus stopped when they called out to Him: **Luke 17:13**
- One of the ten men was a Samaritan
- Jesus was Jewish; He wasn't supposed to hang out with Samaritans—let alone one with a skin disease

AN ODD ANSWER

- Jesus DID stop
- He said: **Luke 17:14**
- The priests knew all about the laws of God, and they were also kind of like health inspectors
- Chances are, the men had already GONE to the priests; now, Jesus was telling them to go back
- The men traveled to see the priests
- At some point along the way, something happened: **Luke 17:14**
- Jesus sent the men back to the priests so they could show that their skin disease was completely gone

10 MIRACLES BUT ONLY 1 MAN

- The men could see their families again; they could dance in the streets
- You'd think the LEAST they could do would be to say thank you to Jesus
- Out of the ten men who were healed, only ONE of them came back to thank Jesus: the Samaritan
- **Luke 17:17-19**

WRAPPING UP THE STORY

- When Jesus told the men to go see the priests, they didn't know what was going to happen
- On the way, they got their miracle
- When it came true, only one of them stopped long enough to thank Jesus for it

- **BL: Say thank you.**
- When someone does something for you, say thank you



Let 'em know you're thankful

WEEK
THREE
NOVEMBER 2020

SMALL GROUP
2-3

TODAY'S SUGGESTED SCHEDULE

TODAY'S BIBLE STORY

Say Something
Jesus Heals 10 Men
Luke 17:11-19

TODAY'S BOTTOM LINE

Say thank you.

MONTHLY MEMORY VERSE

Give thanks to the Lord,
because he is good. His faithful
love continues forever.
Psalm 136:1, NIV

MONTHLY LIFE APP

Gratitude—Letting others know
you see how they've helped you

BASIC TRUTH

I need to make the wise choice.

PRELUDE: Setting the tone for the experience

See the **Getting Ready** pages at the end of this document for a detailed description of what you'll need for today.

In the **Prelude** folder of your curriculum, you'll find a variety of other resources to help you prepare.

SMALL GROUP

15
MIN

SOCIAL: Providing time for fun interaction

Early Arriver
Opening Activity

LARGE GROUP

35
MIN

STORY: Communicating God's truth in engaging ways WORSHIP: Inviting people to respond to God

Welcome/Opener
Worship ("Better Than the Best Thing" from *Turn it Up*,
"Thank You God" from *Can't Stop Won't Stop*)
Bible Story
Bottom Line
Prayer
Closer

SMALL GROUP

25
MIN

GROUPS: Creating a safe place to connect

Bible Story Review: Say Thanks
Application Activity: Speed Thanks
Memory Verse Activity: Pass the Verse
Prayer Activity: Pray and Dismiss

HOME: Prompting action beyond the experience

Parent Cue Card (print or email)
GodTime devotional for kids
Studio252.tv
Parent Cue App

PRELUDE

SOCIAL

STORY

WORSHIP

GROUPS

HOME

PROVIDING TIME FOR FUN INTERACTION
15 MINUTES

MADE TO CONNECT

an activity that invites kids to share and collaborate with others while growing their understanding



Before kids arrive, take a few moments to pray for them. Ask God to help you amplify the message of how important a simple “thank you” is. Pray that kids would leave today knowing the impact that their gratitude can have on others. Ask God to remind kids, in their hearts, to say thank you for everything they receive and everything others do for them. Pray that your few would become people for whom

gratitude is a natural response.

TODAY'S BIBLE STORY

Say Something

Jesus Heals 10 Men
Luke 17:11-19

TODAY'S BOTTOM LINE

Say thank you.

MONTHLY MEMORY VERSE

Give thanks to the Lord,
because he is good. His faithful
love continues forever.

Psalm 136:1, NIV

MONTHLY LIFE APP

Gratitude—Letting others know
you see how they've helped you

BASIC TRUTH

I need to make the wise choice.

1. EARLY ARRIVER

WHAT YOU NEED: “Megaphone” Activity Page, scissors, and offering container

WHAT YOU DO:

- Welcome kids by name as they arrive. Let them know you're thankful they're here!
- Invite kids who brought offerings to put them in the offering container. Thank them for their gift!
- Give each kid a “Megaphone” Activity Page and scissors.
- Instruct the kids to cut out the megaphones.
- Allow each kid to cut out as many megaphones as time allows.
- As kids cut out the megaphones, ask:
 - Who helped you this week?
 - Did you thank someone this week for helping you?
 - Did anyone thank you this week? Why did they thank you?
- **[Make It Personal] (Share a story of someone you thanked for helping you this week.)**



PROVIDING TIME FOR FUN INTERACTION
15 MINUTES

MADE TO IMAGINE

an activity that promotes empathy and facilitates concrete application through role-play and reenactment



2. OPENING ACTIVITY

WHAT YOU NEED: "Thank You Cards," "Language Cards," and "Thank You Answers" Activity Pages; masking tape, (Optional) mobile device

WHAT YOU DO:

- Tape the "Thank You Cards" in a column on a wall.
- Tape the "Language Cards" in a second column two to three feet across from the "Thank You Cards."
 - Make sure the "Thank You Cards" don't match up with the correct "Language Cards."
 - Use the "Thank You Answers" to help you line up the cards and to check the kids' work.
- Encourage the kids to work together to use a piece of masking tape to connect each "Thank You Card" to its corresponding "Language Card."
- (Optional) Use a mobile device to say "thank you" in the various languages. You can use a translation app if you have one on your phone.

TODAY'S BIBLE STORY

Say Something

Jesus Heals 10 Men
Luke 17:11-19

TODAY'S BOTTOM LINE

Say thank you.

MONTHLY MEMORY VERSE

Give thanks to the Lord,
because he is good. His faithful
love continues forever.

Psalm 136:1, NIV

MONTHLY LIFE APP

Gratitude—Letting others know
you see how they've helped you

BASIC TRUTH

I need to make the wise choice.

WHAT YOU SAY:

"THANK YOU for matching up all of those thank yous! Isn't it fun to see and hear how people say thank you in different languages across the world? There are so many ways to say thank you! **[Transition] Let's head to Large Group to hear a story of a man who didn't pass up a chance to say thank you.**"

Lead your group to the Large Group area.

MADE TO MOVE

an activity that increases the oxygen in the brain and taps into the energy in the body

*** 1. SAY THANKS**

[TALK ABOUT GOD | BIBLE STORY REVIEW]

WHAT YOU NEED: "Signs" Activity Pages, dot stickers, and tape

WHAT YOU DO:

- Set out the dot stickers.
- Encourage the kids to stick several dot stickers on their body. Don't specify how many stickers the kids should use—allow them to use as many stickers as they want.
- As the kids apply the dot stickers, review today's Bible story by asking:
 - Why did the ten men in our story want to see Jesus? (*to be healed*)
 - What was Jesus' response to the men? (*He told them to go see the priests*)
 - When did Jesus heal the men? (*when they were on their way to see the priests*)
 - What did the ten men do when they were healed? (*One man returned to thank Jesus and celebrate what He had done, the other nine did not.*)
- Create a starting line in the center of the room with masking tape.
- Tape the "Jesus" sign on one wall in your environment.
- On the opposite wall, tape the "Priests this way" sign.
- Explain to the kids that they're going to race to say thank you.
 - Point out the starting line. Position the kids behind the line.
 - When you say, "Go," the kids race to the "Jesus" sign, touch the wall, and shout, "Help!"
 - Next, the kids race to the "Priests this way" sign, touch the wall, and remove their dot stickers. (Kids will have different amounts of stickers to remove.)
 - Then the kids race back to "Jesus," touch the wall, jump up and down in celebration, and shout, "Thank You!"
 - The first kid to touch the wall and shout, "Thank You," wins.

TODAY'S BIBLE STORY**Say Something**

Jesus Heals 10 Men
Luke 17:11-19

TODAY'S BOTTOM LINE

Say thank you.

MONTHLY MEMORY VERSE

Give thanks to the Lord,
because he is good. His faithful
love continues forever.

Psalm 136:1, NIV

MONTHLY LIFE APP

Gratitude—Letting others know
you see how they've helped you

BASIC TRUTH

I need to make the wise choice.

WHAT YOU SAY:

"Being healed was very important to the ten men. Not only were their skin diseases painful, but the men couldn't be around their family or friends because they didn't want to pass their skin disease on to anyone else. They had all lived away from their families for a long, long time. So, when Jesus healed them, He changed their lives. They could go back home to their families again! It was a joyful day. But only one of the ten men took the time to go back and **say thank you** to Jesus. And it meant a lot to Jesus that the man came back to thank Him.

"There are people in our lives who help us, and it's important to thank them—to let them know you see how they have helped you. This week, pay attention to the people in your life who help you, and **say thank you** to them. Maybe someone helps you with a homework assignment or your grandma makes you a delicious lunch. Simply saying 'thank you' is a great way to let someone know that you see how they helped you and you are grateful. **[Make it Personal]** (Share a time when you thanked someone for helping you.)



CREATING A SAFE PLACE TO CONNECT
25 MINUTES

MADE TO CREATE

an activity that explores ideas through the process of drawing, building, designing, and problem-solving



2. SPEED THANKS
[LIVE FOR GOD | APPLICATION ACTIVITY]

WHAT YOU NEED: Butcher paper, markers, mobile device or timer

WHAT YOU DO:

- Lay the butcher paper on the floor.
- Divide the group into two teams.
- Divide the butcher paper into two halves by drawing a line down the middle. Assign one team to each half.
- Challenge the kids to write the word "Thanks" creatively—maybe in bubble letters or as lightning bolts. Allow the kids time to be creative.
- Give the teams 30 seconds to see how many times they can write "Thanks."
- Count the number of "Thanks" written by each team.
- Declare the team with the most "Thanks" the winner.

WHAT YOU SAY:

"Look how many times you wrote 'Thanks' in 30 seconds. Awesome job! It doesn't take long to let someone know they have helped you. It doesn't take long to **say thank you**. When someone helps you, don't be in such a hurry that you forget to **say thank you**." *[Make it Personal] (Share a time when you helped someone, and they took the time to thank you. Share how it made you feel to know they appreciated what you did.)*

TODAY'S BIBLE STORY

Say Something

Jesus Heals 10 Men
Luke 17:11-19

TODAY'S BOTTOM LINE

Say thank you.

MONTHLY MEMORY VERSE

**Give thanks to the Lord,
because he is good. His faithful
love continues forever.**
Psalm 136:1, NIV

MONTHLY LIFE APP

**Gratitude—Letting others know
you see how they've helped you**

BASIC TRUTH

I need to make the wise choice.



Let 'em know you're thankful

WEEK

THREE

NOVEMBER 2020

SMALL GROUP

2-3

PRELUDE

SOCIAL

STORY

WORSHIP

GROUPS

HOME

CREATING A SAFE PLACE TO CONNECT
25 MINUTES

MADE TO PLAY

an activity that encourages learning through following guidelines and/or working as a group



3. PASS THE VERSE

[HEAR FROM GOD | MEMORY VERSE ACTIVITY]

WHAT YOU NEED: Bibles, index cards, and markers or pencils, (optional) mobile device

WHAT YOU DO:

- Gather the kids in a circle and give each kid a Bible.
- Look up and read Psalm 136:1 together.
- Give each kid an index card and a marker.
- Instruct the kids to write Psalm 136:1 on the index cards.
- Challenge them to write the entire verse from memory.
- After the kids are finished writing the verse, say the first word of the verse, "Give."
- Look at one kid in the circle.
- Ask whoever you make eye contact with to say the next word in the verse.
- Once they've said the word, look at someone else in the circle to say the next word in the verse.
- Continue making eye contact with different kids until the entire verse has been said.
- Repeat the activity, but suggest that the kids use different voices—like a robot voice or an echo voice.
- Challenge kids to recite the entire verse in any voice they want.
- (Optional) Using a voice distortion auto tune app on a mobile device, record the group as they say the verse. Allow the kids to choose ways to distort their voices.

TODAY'S BIBLE STORY

Say Something

Jesus Heals 10 Men
Luke 17:11-19

TODAY'S BOTTOM LINE

Say thank you.

MONTHLY MEMORY VERSE

Give thanks to the Lord, because he is good. His faithful love continues forever.

Psalm 136:1, NIV

MONTHLY LIFE APP

Gratitude—Letting others know you see how they've helped you

BASIC TRUTH

I need to make the wise choice.

WHAT YOU SAY:

"'Give thanks to the Lord because He is good.' What a great verse to remind us to **say thank you** to God. But God doesn't want us to stop there. He wants us to show gratitude to others and let them know we see how they have helped us. Just like the man in our story, it's important to stop and **say thank you** when someone helps us. You can say thank you in a lot of different ways—maybe you write a note or you make a little thank you gift for someone. Maybe, you simply **say thank you**. It doesn't matter how you thank others—it's just important you remember to **say thank you**."



Let 'em know you're thankful

WEEK
THREE
NOVEMBER 2020

SMALL GROUP

2-3

PRELUDE

SOCIAL

STORY

WORSHIP

GROUPS

HOME

CREATING A SAFE PLACE TO CONNECT
25 MINUTES

MADE TO REFLECT

an activity that creates space for personal processing and application



4. PRAY AND DISMISS [PRAY TO GOD | PRAYER ACTIVITY]

WHAT YOU NEED: Megaphones from "Early Arriver," tape, "GRATITUDE SHOUT-OUTS" wall, scissors, and markers

TODAY'S BIBLE STORY

Say Something

Jesus Heals 10 Men
Luke 17:11-19

TODAY'S BOTTOM LINE

Say thank you.

MONTHLY MEMORY VERSE

Give thanks to the Lord,
because he is good. His faithful
love continues forever.

Psalm 136:1, NIV

MONTHLY LIFE APP

Gratitude—Letting others know
you see how they've helped you

BASIC TRUTH

I need to make the wise choice.

WHAT YOU DO:

- Set out the megaphones that the kids cut out during "Early Arriver."
- If you didn't have time to cut out the megaphones earlier, instruct the kids to cut out a couple now.
- Set out the markers.
- Encourage kids to think about someone in their lives who has helped them and what they did to help.
- Instruct kids to write a "SHOUT-OUT" on their megaphones to say thank you to the person who helped them.
- Prompt kids to write the sentence, "I am grateful for [person] because . . ." and finish with how the person helped.
- Encourage the kids to share their "SHOUT-OUTS" with the group.
- Tell the kids to tape their "SHOUT-OUTS" on the wall labeled "GRATITUDE SHOUT-OUTS."
- Challenge the kids to notice people who help them this week and remember to say thank you to them.
- Close in prayer.

WHAT YOU SAY:

"God, we want to **say thank you!** Thank You for all of the ways You help us! Thank You for Your love and forgiveness! Thank You for Jesus! Thank You for the people in our lives who help us, too. (Allow kids to say the names written on their SHOUT-OUTS.) This week, please remind us to say thank you. Amen!"

As adults arrive to pick up the kids, encourage the kids to show them the GRATITUDE SHOUT-OUT wall and point out their specific SHOUT-OUTS.



GETTING READY

HERE'S EVERYTHING YOU NEED TO KNOW TO GET READY FOR THIS WEEK

SOCIAL: PROVIDING TIME FOR FUN INTERACTION (15 MINUTES)

Welcome kids and spend time engaging in conversation and catching up. Get ready to experience today's story. **(Choose one or both of these activities.)**

In the Prelude folder of your curriculum, you'll find a general summary of Social Distancing Recommendations. Please refer to this document so you can plan your Small Group experience with health and safety in mind.

1. EARLY ARRIVER

Made to Connect: an activity that invites kids to share and collaborate with others while growing their understanding

WHAT YOU NEED:

- Print the "Megaphone" Activity Page; one for each kid
- Offering container
- Scissors

2. OPENING ACTIVITY

Made to Imagine: an activity that promotes empathy and facilitates concrete application through role-play and reenactment

WHAT YOU NEED:

- Print the "Thank You Cards" Activity Page onto white paper and cut apart; one set for each small group
- Print the "Language Cards" Activity Page onto colored paper and cut apart; one set for each small group
- Print the "Thank You Answers" Activity Page; one for each group
- Masking tape
- Scissors
- (Optional) mobile device

GROUPS: CREATING A SAFE PLACE TO CONNECT (25 MINUTES)

Create a safe place to connect and learn how the Bible story applies to real life experiences, through interactive activities and discussion questions.

(Choose as many of these activities as you like.)

** If you don't have time to do all these activities, be sure to do activity #1.*

* 1. SAY THANKS

[TALK ABOUT GOD | BIBLE STORY REVIEW]

Made to Move: an activity that increases the oxygen in the brain and taps into the energy in the body

WHAT YOU NEED:

- Print the "Signs" Activity Pages; one set for each small group
- Dot stickers; fifteen to twenty for each kid
- Tape

2. SPEED THANKS

[LIVE FOR GOD | APPLICATION ACTIVITY]

Made to Create: an activity that explores ideas through the process of drawing, building, designing, and problem-solving

WHAT YOU NEED:

- Butcher paper; one large piece
- Markers
- Mobile device or timer

3. PASS THE VERSE

[HEAR FROM GOD | MEMORY VERSE ACTIVITY]

Made to Play: an activity that encourages learning through following guidelines and/or working as a group

WHAT YOU NEED:

- Bibles
- Index cards; one for each kid
- Markers or pencils
- (Optional) mobile device with a voice distortion or auto tuning app

4. PRAY AND DISMISS

[PRAY TO GOD | PRAYER ACTIVITY]

Made to Reflect: an activity that creates space for personal processing and application

WHAT YOU NEED:

- The "GRATITUDE SHOUT-OUT" wall from Week 1
- Megaphones from "Early Arriver"



WEEK
THREE
NOVEMBER 2020

SMALL GROUP
2-3

PRELUDE **SOCIAL** **STORY** **WORSHIP** **GROUPS** **HOME**





GETTING READY

HERE'S EVERYTHING YOU NEED TO KNOW TO GET READY FOR THIS WEEK

- Markers
- Tape
- Scissors

HOME: PROMPTING ACTION BEYOND THE EXPERIENCE

- Print on cardstock or email this week's GodTime devotionals and Parent Cue cards.
- Tell parents about our additional family resources: **Studio252.tv** and the **Parent Cue app**.



What to Do:
Print one for each kid.

Thank you

Xiè xiè

Merci

Gracias

Danke

Grazie

Obrigado

Gamsahabnida

Dhanyavaad

Asante

What to Do:

Print on white paper and cut along the dashed lines.
Provide one set for each small group.

"Thank You Cards" Activity Page

November 2020, Week 3, Small Group 2-3
©2020 The reThink Group, Inc. All rights reserved.

English

Mandarin Chinese

French

Spanish

German

Italian

Portuguese

Korean

Hindi

Swahili

What to Do:

Print on colored paper and cut along the dashed lines.
Provide one set of for each small group.

English:
Thank you

Mandarin Chinese:
Xiè xiè

French:
Merci

Spanish:
Gracias

German:
Danke


Italian:
Grazie

Portuguese:
Obrigado

Korean:
Gamsahabnida

Hindi:
Dhanyavaad


Swahili:
Asante



What to Do:
Print one set for each small group.

priests

This Way



What to Do:

Print one set for each small group.

priests

This Way



What to Do:

Print one set for each small group.

Bible Story Outline

Say Something (Jesus Heals 10 Men) • *Luke 17:11-19*

SETTING UP THE STORY

- Luke: one of the four Gospels that tell the story of Jesus' life
- People wrote down what Jesus did and said, because they believed that He really is the Son of God
- Luke was good friends with Jesus' good friends
- He was a doctor, so included lots of details as he told the story of Jesus' life
- This story is about ten men who were very sick

ON THE ROAD AGAIN

- One day, Jesus was traveling to Jerusalem
- He was traveling between two places: Samaria and Galilee
- People from Samaria usually didn't hang out with Jewish people from Jerusalem or Galilee
- Jesus was headed into a village when He came upon the men who were sick
- They had a terrible skin disease
- Other people didn't want to get this skin disease, so these men had to live far away from the town
- Jesus stopped when they called out to Him: **Luke 17:13**
- One of the ten men was a Samaritan
- Jesus was Jewish; He wasn't supposed to hang out with Samaritans—let alone one with a skin disease

AN ODD ANSWER

- Jesus DID stop
- He said: **Luke 17:14**
- The priests knew all about the laws of God, and they were also kind of like health inspectors
- Chances are, the men had already GONE to the priests; now, Jesus was telling them to go back
- The men traveled to see the priests
- At some point along the way, something happened: **Luke 17:14**
- Jesus sent the men back to the priests so they could show that their skin disease was completely gone

10 MIRACLES BUT ONLY 1 MAN

- The men could see their families again; they could dance in the streets
- You'd think the LEAST they could do would be to say thank you to Jesus
- Out of the ten men who were healed, only ONE of them came back to thank Jesus: the Samaritan
- **Luke 17:17-19**

WRAPPING UP THE STORY

- When Jesus told the men to go see the priests, they didn't know what was going to happen
- On the way, they got their miracle
- When it came true, only one of them stopped long enough to thank Jesus for it

- **BL: Say thank you.**
- When someone does something for you, say thank you



TODAY'S SUGGESTED SCHEDULE

TODAY'S BIBLE STORY

Say Something
Jesus Heals 10 Men
Luke 17:11-19

TODAY'S KEY QUESTION

Why do people forget to say thank you?

TODAY'S BOTTOM LINE

Say thank you.

MONTHLY MEMORY VERSE

Give thanks to the Lord, because he is good. His faithful love continues forever.
Psalm 136:1, NIV

MONTHLY LIFE APP

Gratitude—Letting others know you see how they've helped you

BASIC TRUTH

I need to make the wise choice.

PRELUDE: Setting the tone for the experience

See the **Getting Ready** pages at the end of this document for a detailed description of what you'll need for today. In the **Prelude** folder of your curriculum, you'll find a variety of other resources to help you prepare.

SMALL GROUP

15
MIN

SOCIAL: Providing time for fun interaction

Early Arriver
Opening Activity

LARGE GROUP

35
MIN

STORY: Communicating God's truth in engaging ways **WORSHIP: Inviting people to respond to God**

Welcome/Opener
Worship ("Jesus I Will Trust You" from *This Love*, "Thank You God" from *Can't Stop Won't Stop*, and "What A Beautiful Name" from *KidMin Worship Vol. 6*)
Bible Story (Communicator Script)
Key Question
Prayer

SMALL GROUP

25
MIN

GROUPS: Creating a safe place to connect

Application Activity: Take a Snapshot
Bible Story Review: Bible Story Review and Discussion Questions
Memory Verse Activity: Verses to Take with You
Prayer Activity: Make it Personal with Prayer

HOME: Prompting action beyond the experience

Parent Cue Card (print or email)
GodTime devotional for kids
Studio252.tv
Parent Cue App

SHOUT
OUT

LET 'EM
KNOW YOU'RE
THANKFUL

WEEK
THREE
NOVEMBER 2020

SMALL GROUP
PRETEEN

PRELUDE

SOCIAL

STORY

WORSHIP

GROUPS

HOME

PROVIDING TIME FOR FUN INTERACTION
15 MINUTES

MADE TO EXPLORE

an activity that extends learning through hands-on experimentation and discovery



Before kids arrive, pray that your time together with your kids would go smoothly and would be engaging. Ask God for patience and wisdom as you work to create a safe place for your kids to have fun and process why it's important to say "thanks" and be grateful when others do something for us.

TODAY'S BIBLE STORY

Say Something

Jesus Heals 10 Men
Luke 17:11-19

TODAY'S KEY QUESTION

Why do people forget to say thank you?

TODAY'S BOTTOM LINE

Say thank you.

MONTHLY MEMORY VERSE

Give thanks to the Lord,
because he is good. His faithful
love continues forever.

Psalm 136:1, NIV

MONTHLY LIFE APP

Gratitude—Letting others know you see how they've helped you

BASIC TRUTH

I need to make the wise choice.

1. JUST FOR FUN

WHAT YOU NEED: Offering container, candy corn, wide craft sticks, bowls

WHAT YOU DO:

- **Invite** kids to put their offerings in the container.
- **Give** partners a wide craft stick and a container of candy corn.
- **Challenge** kids to see how many candy corns they can stack on top of their craft stick in one minute while one partner holds the stick and the other stacks.
- **Switch** and repeat.
- If you have leftover, untouched candy corn, let kids eat a few pieces when the game is over.

SHOUT OUT

LET 'EM KNOW YOU'RE THANKFUL

WEEK
THREE
NOVEMBER 2020

SMALL GROUP
PRETEEN

PRELUDE

SOCIAL

STORY

WORSHIP

GROUPS

HOME

PROVIDING TIME FOR FUN INTERACTION
15 MINUTES

MADE TO EXPLORE

an activity that extends learning through hands-on experimentation and discovery

TODAY'S BIBLE STORY

Say Something

Jesus Heals 10 Men
Luke 17:11-19

TODAY'S KEY QUESTION

Why do people forget to say thank you?

TODAY'S BOTTOM LINE

Say thank you.

MONTHLY MEMORY VERSE

Give thanks to the Lord, because he is good. His faithful love continues forever.
Psalm 136:1, NIV

MONTHLY LIFE APP

Gratitude—Letting others know you see how they've helped you

BASIC TRUTH

I need to make the wise choice.



2. OPENING ACTIVITY

WHAT YOU NEED: Tape, paper, retractable ballpoint pens, coins, paper clips

WHAT YOU DO:

- **Tell** kids to hold their thumbs tightly to the side of their hands.
- **Wrap** tape around the palms of each kid's left and right hands (separately, not both hands together) so that their fingers can move, but not their thumbs.
- **Challenge** the kids to do some simple tasks such as the ones suggested below.
 - Write the alphabet
 - Pick up a coin
 - Shake someone's hand
 - Put a paper clip onto a sheet of paper
 - Click a pen five times
 - Wad up a sheet of paper
 - Fold a sheet of paper three times

WHAT YOU SAY:

"No thumbs is NO FUN. I'm guessing it felt good to finally take the tape off and use your hands again. Imagine what it would be like if you didn't have full use of your hands—ever—and then DID. **[Transition]** In today's Large Group we'll meet some people who were going through life with something far worse than having no thumbs. Let's find out what happened when Jesus enters the picture."

Lead your group to the Large Group area.

SHOUT OUT

LET 'EM KNOW YOU'RE THANKFUL

WEEK
THREE
NOVEMBER 2020

SMALL GROUP
PRETEEN

PRELUDE

SOCIAL

STORY

WORSHIP

GROUPS

HOME

CREATING A SAFE PLACE TO CONNECT
25 MINUTES

MADE TO CONNECT

an activity that invites kids to share and collaborate with others while growing their understanding



1. TAKE A SNAPSHOT

[LIVE FOR GOD | APPLICATION ACTIVITY]

WHAT YOU NEED: Index cards, pens

WHAT YOU DO:

- **Provide** an index card and pen for each kid.
- **Ask** each kid to write their own definition of gratitude without using any form of the word THANK.
- **Listen** as each kid shares their definition.
- **Ask** kids to indicate their answer to the question below by writing YES or NO on the back of their index card.
 - Do you *have* to say thank you every time someone does something for you?
- **Form two groups** based on the answers kids gave. If there is only one kid on a team, join forces with them so they are not alone.
- **Ask** both the YES and NO groups to each come up with three reasons why they believe theirs is the right answer.
- **Hold** a "Gratitude Debate" as each team shares their thoughts and tries to persuade the others to agree.

TODAY'S BIBLE STORY

Say Something

Jesus Heals 10 Men
Luke 17:11-19

TODAY'S KEY QUESTION

Why do people forget to say thank you?

TODAY'S BOTTOM LINE

Say thank you.

MONTHLY MEMORY VERSE

Give thanks to the Lord,
because he is good. His faithful
love continues forever.

Psalm 136:1, NIV

MONTHLY LIFE APP

Gratitude—Letting others know
you see how they've helped you

BASIC TRUTH

I need to make the wise choice.

SHOUT OUT

LET 'EM KNOW YOU'RE THANKFUL

WEEK
THREE
NOVEMBER 2020

SMALL GROUP
PRETEEN

PRELUDE

SOCIAL

STORY

WORSHIP

GROUPS

HOME

CREATING A SAFE PLACE TO CONNECT
25 MINUTES

MADE TO EXPLORE

an activity that extends learning through hands-on experimentation and discovery



2. BIBLE STORY EXTENSION [TALK ABOUT GOD | BIBLE STORY REVIEW]

WHAT YOU NEED: Bible, stopwatch, index cards, markers

WHAT YOU DO:

- **Review** the Bible story using the questions below. Let kids compete to see who can say the answer ten times in a row in the shortest amount of time.
 - What book of the Bible is our story found? (*Luke*)
 - What disease did the men in the story have? (*skin disease, leprosy*)
 - How many men in the story had a skin disease? (*10*)
 - How many men did Jesus heal in this story? (*10*)
 - How many men came back to thank Jesus? (*1*)
- **Ask** kids to share why they think only one of the men who was healed came back to say thank you to Jesus.
- **Lead** kids in the following experiment to illustrate the way we can easily miss seeing opportunities to show our gratitude that are right in front of us.
 - Give each of the kids a marker and an index card.
 - Use the marker to make a dot on the left edge of the index card and an X on the right edge.
 - Hold the card with the X on the right at eye level about an arm's length away.
 - Tell kids to close their right eye then look directly at the X. They should still be able to see the dot.
 - Tell them to focus on the X, as they slowly bring the card closer to their face. The dot will disappear.
- **Connect** the experiment with a challenge to do what the nine men in the Bible story missed the opportunity to do: say thank you.
 - What are we most likely focusing on when we forget to say thank you?
 - Give some reason why we should say thank you often.
 - When are you most motivated to say thank you?
 - Can you think of a time when you forgot to say thank you for something big? Did it cause a problem with the other person, or did you remember to come back and thank them?
 - Who do you need to thank today? How will you do it?

TODAY'S BIBLE STORY

Say Something

Jesus Heals 10 Men
Luke 17:11-19

TODAY'S KEY QUESTION

Why do people forget to say thank you?

TODAY'S BOTTOM LINE

Say thank you.

MONTHLY MEMORY VERSE

Give thanks to the Lord,
because he is good. His faithful
love continues forever.

Psalm 136:1, NIV

MONTHLY LIFE APP

Gratitude—Letting others know
you see how they've helped you

BASIC TRUTH

I need to make the wise choice.

SHOUT OUT

LET 'EM KNOW YOU'RE THANKFUL

WEEK
THREE
NOVEMBER 2020

SMALL GROUP
PRETEEN

PRELUDE

SOCIAL

STORY

WORSHIP

GROUPS

HOME

CREATING A SAFE PLACE TO CONNECT
25 MINUTES

MADE TO CONNECT

an activity that invites kids to share and collaborate with others while growing their understanding



TODAY'S BIBLE STORY

Say Something

Jesus Heals 10 Men
Luke 17:11-19

TODAY'S KEY QUESTION

Why do people forget to say thank you?

TODAY'S BOTTOM LINE

Say thank you.

MONTHLY MEMORY VERSE

Give thanks to the Lord,
because he is good. His faithful
love continues forever.

Psalm 136:1, NIV

MONTHLY LIFE APP

Gratitude—Letting others know you see how they've helped you

BASIC TRUTH

I need to make the wise choice.

3. DISCUSSION QUESTIONS

[TALK ABOUT GOD | BIBLE STORY REVIEW]

WHAT YOU NEED: No supplies needed

WHAT YOU DO:

Ask:

- If someone says thank you, but they don't really mean it, is it truly gratitude? Why or why not?
- Is it enough to just feel grateful without actually say it or expressing it in any way? Explain.
- What are some ways we can thank someone other than just saying "thank you"?

SHOUT OUT

LET 'EM KNOW YOU'RE THANKFUL

WEEK
THREE
NOVEMBER 2020

SMALL GROUP
PRETEEN

PRELUDE

SOCIAL

STORY

WORSHIP

GROUPS

HOME

CREATING A SAFE PLACE TO CONNECT
25 MINUTES

MADE TO CREATE

an activity that explores ideas through the process of drawing, building, designing, and problem-solving



TODAY'S BIBLE STORY

Say Something

Jesus Heals 10 Men
Luke 17:11-19

TODAY'S KEY QUESTION

Why do people forget to say thank you?

TODAY'S BOTTOM LINE

Say thank you.

MONTHLY MEMORY VERSE

Give thanks to the Lord,
because he is good. His faithful
love continues forever.

Psalms 136:1, NIV

MONTHLY LIFE APP

Gratitude—Letting others know you see how they've helped you

BASIC TRUTH

I need to make the wise choice.

*4. VERSE TO TAKE WITH YOU [HEAR FROM GOD | MEMORY VERSE ACTIVITY]

WHAT YOU NEED: Bibles, craft supplies

WHAT YOU DO:

- **Pair up** and give partners a Bible or let them use a Bible App on their devices.
- **Assign** one or more verses of Psalm 100 to each group, making sure the entire Psalm (5 verses) is covered.
- **Challenge** kids to read their verse together, then brainstorm how they might challenge the others to be grateful, based on the verse they were assigned.
 - They can "make an argument" in the form of a speech or presentation, create a poster or ad, act something out, or any other ideas they come up with that will work in your environment and with the available supplies.
- **Allow** groups a few minutes to prepare their presentations.
- **Let** them present their "arguments" to each other.
- **Encourage** kids to provide helpful feedback as the presentations are shared.
- **Ask:**
 - What is the most compelling or persuasive reason we have for being grateful?
 - What verse did you connect with the most? Why?
 - How will that verse help you remember to say thank you today?

SHOUT OUT

LET 'EM KNOW YOU'RE THANKFUL

WEEK
THREE
NOVEMBER 2020

SMALL GROUP
PRETEEN

PRELUDE

SOCIAL

STORY

WORSHIP

GROUPS

HOME

CREATING A SAFE PLACE TO CONNECT
25 MINUTES

MADE TO REFLECT

an activity that creates space
for personal processing
and application



5. MAKE IT PERSONAL WITH PRAYER [PRAY TO GOD | PRAYER ACTIVITY]

WHAT YOU NEED: Bible, Pick-Up Sticks or prepared
"Gratitude Stix"

WHAT YOU DO:

- **Read** Psalm 7:17 as a reminder that God deserves our biggest thanks and loudest praise.
- **Set out** the Pick-Up Sticks (or the Gratitude Stix you prepared in Week 1).
- **Follow** the same steps as in Week 1 for using the Pick-Up Sticks.
- **Use** the following color chart (different from last week) to lead kids in prayer. Modify the prayer categories if your set of Pick-Up Sticks contains different or additional colors.
 - Red: Thank God for 10 ways He shows that He cares for you.
 - Green: Thank God for 10 people in your life who love you.
 - Yellow: Ask God to help you say thank you 10 times today.
 - Blue: Thank God for 10 things that you have.
 - Orange: Tell God 10 reasons you're grateful for Jesus.

WHAT YOU SAY:

"Dear God, remind us this week to say thank you to those who help us, love us, and make us happy. A grateful heart that is quick to give thanks is something You are pleased with, which makes it something we are excited to do. Help us show our love for You and for others with words and actions that say Thank You!"

TODAY'S BIBLE STORY

Say Something

Jesus Heals 10 Men
Luke 17:11-19

TODAY'S KEY QUESTION

Why do people forget
to say thank you?

TODAY'S BOTTOM LINE

Say thank you.

MONTHLY MEMORY VERSE

Give thanks to the Lord,
because he is good. His faithful
love continues forever.

Psalm 136:1, NIV

MONTHLY LIFE APP

Gratitude—Letting others know
you see how they've helped you

BASIC TRUTH

I need to make the wise choice.



WEEK
THREE
NOVEMBER 2020

SMALL GROUP
PRETEEN

PRELUDE

SOCIAL

STORY

WORSHIP

GROUPS

HOME

GETTING READY

HERE'S EVERYTHING YOU NEED TO KNOW TO GET READY FOR THIS WEEK

SOCIAL: PROVIDING TIME FOR FUN INTERACTION (15 MINUTES)

Welcome kids and spend time engaging in conversation and catching up. Get ready to experience today's story.

(Choose one or both of these activities.)

In the Prelude folder of your curriculum, you'll find a general summary of Social Distancing Recommendations. Please refer to this document so you can plan your Small Group experience with health and safety in mind.

1. JUST FOR FUN

Made to Explore: an activity that extends learning through hands-on experimentation and discovery

WHAT YOU NEED:

- Offering container
- Bag of candy corn
- Wide craft sticks; five for each small group
- Five cups or bowls
 - Divide candy corn into five separate bowls or cups with at least 25 pieces of candy in each.

2. OPENING ACTIVITY

Made to Explore: an activity that extends learning through hands-on experimentation and discovery

WHAT YOU NEED:

- Tape
- Paper
- Retractable ballpoint pens
- Coins
- Paper clips

GROUPS: CREATING A SAFE PLACE TO CONNECT (25 MINUTES)

Create a safe place to connect and learn how the Bible story applies to real life experiences, through interactive activities and discussion questions.

(Choose as many of these activities as you like.)

** If you don't have time to do all these activities, be sure to do activity #4.*

1. TAKE A SNAPSHOT

[LIVE FOR GOD | APPLICATION ACTIVITY]

Made to Connect: an activity that invites kids to share and collaborate with others while growing their understanding

WHAT YOU NEED:

- Index cards; one for each kid
- Pens

2. BIBLE STORY EXTENSION

[TALK ABOUT GOD | BIBLE STORY REVIEW]

Made to Play: an activity that encourages learning through following guidelines and/or working as a group

WHAT YOU NEED:

- Bible
- Markers
- Index cards
- Stopwatch or timer on smartphone

3. DISCUSSION QUESTIONS

[TALK ABOUT GOD | BIBLE STORY REVIEW]

Made to Connect: an activity that invites kids to share and collaborate with others while growing their understanding

WHAT YOU NEED:

- No supplies needed

* 4. VERSE TO TAKE WITH YOU

[HEAR FROM GOD | MEMORY VERSE ACTIVITY]

Made to Create: an activity that explores ideas through the process of drawing, building, designing, and problem-solving

WHAT YOU NEED:

- Bibles or Bible App
- Paper, markers, and any other simple craft supplies you have available

5. MAKE IT PERSONAL WITH PRAYER

[PRAY TO GOD | PRAYER ACTIVITY]

Made to Reflect: an activity that creates space for personal processing and application

WHAT YOU NEED:

- Bible
- Pick-Up Sticks or prepared "Gratitude Stix" from Week 1

M
"SHOUT
OUT"

LET 'EM
KNOW YOU'RE
THANKFUL

WEEK
THREE
NOVEMBER 2020

SMALL GROUP
PRETEEN

PRELUDE

SOCIAL

STORY

WORSHIP

GROUPS

HOME

GETTING READY

HERE'S EVERYTHING YOU NEED TO KNOW TO GET READY FOR THIS WEEK

HOME: PROMPTING ACTION BEYOND THE EXPERIENCE

- Print on cardstock or email this week's GodTime devotionals and Parent Cue cards.
- Tell parents about our additional family resources: **Studio252.tv** and the **Parent Cue app**.

Bible Story Outline

Say Something (Jesus Heals 10 Men) • *Luke 17:11-19*

SETTING UP THE STORY

- Luke: one of the four Gospels that tell the story of Jesus' life
- People wrote down what Jesus did and said, because they believed that He really is the Son of God
- Luke was good friends with Jesus' good friends
- He was a doctor, so included lots of details as he told the story of Jesus' life
- This story is about ten men who were very sick

ON THE ROAD AGAIN

- One day, Jesus was traveling to Jerusalem
- He was traveling between two places: Samaria and Galilee
- People from Samaria usually didn't hang out with Jewish people from Jerusalem or Galilee
- Jesus was headed into a village when He came upon the men who were sick
- They had a terrible skin disease
- Other people didn't want to get this skin disease, so these men had to live far away from the town
- Jesus stopped when they called out to Him: **Luke 17:13**
- One of the ten men was a Samaritan
- Jesus was Jewish; He wasn't supposed to hang out with Samaritans—let alone one with a skin disease

AN ODD ANSWER

- Jesus DID stop
- He said: **Luke 17:14**
- The priests knew all about the laws of God, and they were also kind of like health inspectors
- Chances are, the men had already GONE to the priests; now, Jesus was telling them to go back
- The men traveled to see the priests
- At some point along the way, something happened: **Luke 17:14**
- Jesus sent the men back to the priests so they could show that their skin disease was completely gone

10 MIRACLES BUT ONLY 1 MAN

- The men could see their families again; they could dance in the streets
- You'd think the LEAST they could do would be to say thank you to Jesus
- Out of the ten men who were healed, only ONE of them came back to thank Jesus: the Samaritan
- **Luke 17:17-19**

WRAPPING UP THE STORY

- When Jesus told the men to go see the priests, they didn't know what was going to happen
- On the way, they got their miracle
- When it came true, only one of them stopped long enough to thank Jesus for it

- **BL: Say thank you.**
- When someone does something for you, say thank you