



WEEK
ONE

DECEMBER 2020

SMALL GROUP

K-1

TODAY'S SUGGESTED SCHEDULE

TODAY'S BIBLE STORY

High Hopes

Jesus Is Promised
Isaiah 9:6

TODAY'S BOTTOM LINE

We can have hope because
God keeps His promises.

MONTHLY MEMORY VERSE

Today in the town of David a
Savior has been born to you.
He is the Messiah, the Lord.
Luke 2:11, NIV

MONTHLY LIFE APP

Christmas—Celebrating Jesus,
God's greatest gift

BASIC TRUTH

I can trust God no matter what.

PRELUDE: Setting the tone for the experience

See the **Getting Ready** pages at the end of this document for a detailed description of what you'll need for today.

In the **Prelude** folder of your curriculum, you'll find a variety of other resources to help you prepare.

SMALL GROUP

15
MIN

SOCIAL: Providing time for fun interaction

Early Arriver
Opening Activity

LARGE GROUP

35
MIN

STORY: Communicating God's truth in engaging ways WORSHIP: Inviting people to respond to God

Welcome/Opener
Worship ("Jingle Bells" from *Jingle Jam* and "Joy to the World (Glory to the King)" from *Joy to the World (Glory to the King)* single)
Bible Story
Bottom Line
Prayer
Closer

SMALL GROUP

25
MIN

GROUPS: Creating a safe place to connect

Bible Story Review: A Son Is Given
Application Activity: Promises Made, Promises Kept
Memory Verse Activity: Roll It Out Verse
Prayer Activity: Pray and Dismiss

HOME: Prompting action beyond the experience

Parent Cue Card (print or email)
GodTime devotional for kids
Studio252.tv
Parent Cue App



WEEK
ONE

DECEMBER 2020

SMALL GROUP

K-1

PRELUDE

SOCIAL

STORY

WORSHIP

GROUPS

HOME

PROVIDING TIME FOR FUN INTERACTION
15 MINUTES

MADE TO PLAY

an activity that encourages learning through following guidelines and/or working as a group



Before kids arrive, take a few moments to pray for them. Start by thanking God for being a God who keeps His promises. Think of a couple of promises you're especially grateful for and praise God for those specific promises. Especially at the end of such a difficult year, thank God for the ways you've seen Him work and felt His presence.

TODAY'S BIBLE STORY

High Hopes

Jesus Is Promised
Isaiah 9:6

1. EARLY ARRIVER

WHAT YOU NEED: "Christmas Song Fill-In" Activity Pages, offering container, pen

TODAY'S BOTTOM LINE

We can have hope because God keeps His promises.

WHAT YOU DO:

- Welcome kids by name as they arrive. Encourage kids who brought an offering to place it in the offering container.
- Call on kids to give you answers to fill in the blanks on the "Christmas Song Fill-In" Activity Pages. (Make sure not to reveal the lyrics or let anyone see the page before you finish filling in the blanks.)
- After you fill in the blanks for each song, place the page in the center of the circle and sing them together with your new, silly lyrics.
- Repeat for the rest of the songs as time allows.

MONTHLY MEMORY VERSE

Today in the town of David a Savior has been born to you.
He is the Messiah, the Lord.
Luke 2:11, NIV

MONTHLY LIFE APP

Christmas—Celebrating Jesus,
God's greatest gift

BASIC TRUTH

I can trust God no matter what.



WEEK

ONE

DECEMBER 2020

SMALL GROUP

K-1

PRELUDE

SOCIAL

STORY

WORSHIP

GROUPS

HOME

PROVIDING TIME FOR FUN INTERACTION
15 MINUTES

MADE TO EXPLORE

an activity that extends learning through hands-on experimentation and discovery



2. OPENING ACTIVITY

WHAT YOU NEED: Cornstarch, lotion, body wash or hair conditioner, large mixing bowl, small paper plates, and (optional) zip-top bags

NOTE: If you choose not to make dough, you can offer balls of Play-Doh® instead. Keep in mind that some kids

have an allergy to the ingredients used and/or Play-Doh.

TODAY'S BIBLE STORY

High Hopes

Jesus Is Promised
Isaiah 9:6

WHAT YOU DO:

- Mix the cornstarch and lotion (or body wash/conditioner) together in a large mixing bowl.
- If you think kids can handle it with self-control, let them take turns helping to mix.
- Once the mixture is firm and has the consistency of modeling dough, give each kid a small paper plate and ball of dough.
- Instruct the kids to shape the dough into something that represents what they love MOST about Christmas.
- If desired, allow the kids to take their dough home in a zip-top bag.

TODAY'S BOTTOM LINE

We can have hope because God keeps His promises.

WHAT YOU SAY:

"Wow! There are lots and lots of things to love about Christmas. You might hope for some or ALL of these things this Christmas season. **[Transition] Today, we'll hear about something people had been hoping for—for hundreds of years! It's what Christmas is all about.**"

MONTHLY MEMORY VERSE

Today in the town of David a Savior has been born to you. He is the Messiah, the Lord.
Luke 2:11, NIV

Lead your group to the Large Group area.

MONTHLY LIFE APP

Christmas—Celebrating Jesus, God's greatest gift

BASIC TRUTH

I can trust God no matter what.



WEEK ONE

DECEMBER 2020

SMALL GROUP

K-1

PRELUDE

SOCIAL

STORY

WORSHIP

GROUPS

HOME

CREATING A SAFE PLACE TO CONNECT 25 MINUTES

MADE TO IMAGINE

an activity that promotes empathy and facilitates concrete application through role-play and reenactment



* 1. A SON IS GIVEN

[TALK ABOUT GOD | BIBLE STORY REVIEW]

WHAT YOU NEED: "Isaiah 9:6" Activity Page, Bibles marked at Isaiah 9:6, silver or gold pipe cleaners, small star cookie cutters, cardstock, scissors, a single hole punch, and yarn or string

TODAY'S BIBLE STORY

High Hopes

Jesus Is Promised
Isaiah 9:6

TODAY'S BOTTOM LINE

We can have hope because God keeps His promises.

MONTHLY MEMORY VERSE

Today in the town of David a Savior has been born to you. He is the Messiah, the Lord. Luke 2:11, NIV

MONTHLY LIFE APP

Christmas—Celebrating Jesus, God's greatest gift

BASIC TRUTH

I can trust God no matter what.

WHAT YOU DO:

- Pass out the Bibles to every two or three kids.
Encourage the kids to open the Bibles to Isaiah 9:6 and read it aloud together.
Discuss the following questions:
God promised to send someone to rescue His people (the Israelites) forever. Who was it? (Jesus)
Isaiah, a prophet who spoke for God, spoke these words hundreds of years before Jesus was born. Did Jesus come? (Yes! That's why we celebrate Jesus' birth at Christmas.)
How does Jesus' birth show that God keeps His promises? (Because Jesus WAS born, just as God promised. That's why we can have hope because God keeps His promises.)
Pass out a pipe cleaner to each kid.
Encourage them to use the cookie cutter as a guide to press the pipe cleaner along the outside edge to create a star shape.
Help each kid twist the two ends of the pipe cleaner together then remove the cookie cutter to reveal the star shape.
Give each child an "Isaiah 9:6" cut out.
Punch a hole in the top of the cut-out verse.
Run the yarn through the hole then attach it as the hanger for the star.
Have kids write their names and "2020" on the back of the verse card. Set aside ornaments for pick-up.

WHAT YOU SAY:

"God promised His people that He would send a Savior! Isaiah spoke these words on your ornaments hundreds of years before Jesus came! Jesus' birth is proof that God loves us. And it's why we can have hope because God keeps His promises. When you place this on your Christmas tree at home, remember that God is a promise maker AND a promise keeper. He always does what He says He will do, and that means we can trust God, always."

[Make it Personal] (Tell your few why this promise in Isaiah is important to you. Talk about the first time you remember reading this promise and understanding that it was made hundreds of years before it came true. How does knowing that God kept that promise in the past help you trust that God will keep His promises in the future, too?)



WEEK

ONE

DECEMBER 2020

SMALL GROUP

K-1

PRELUDE

SOCIAL

STORY

WORSHIP

GROUPS

HOME

CREATING A SAFE PLACE TO CONNECT
25 MINUTES

MADE TO CREATE

an activity that explores ideas through the process of drawing, building, designing, and problem-solving



2. PROMISES MADE, PROMISES KEPT [LIVE FOR GOD | APPLICATION ACTIVITY]

WHAT YOU NEED: Scraps of colored paper or colored index cards, markers, glue sticks, and a piece of butcher paper

WHAT YOU DO:

- Pass out a paper scrap or an index card and marker to each kid.
- Encourage the kids to think of a promise someone made to them or to someone else and draw a picture to represent that promise on their paper.
- As kids finish, encourage them to glue their promise pictures to the butcher paper to create a collage.
- Kids may draw on more than one paper scrap or index card to fill up the butcher paper.
- Once you've covered most of the butcher paper, allow the kids to share the promises made to go along with what they've drawn. Discuss whether the promise made was a promise that was kept.
- Grab a marker and write the word "HOPE" in large block letters across the center of the butcher paper. *NOTE: If you think your few would be frustrated by covering what they've drawn, write the word "HOPE" at the top or to the side of their drawings.*

TODAY'S BIBLE STORY

High Hopes

Jesus Is Promised
Isaiah 9:6

TODAY'S BOTTOM LINE

**We can have hope because
God keeps His promises.**

MONTHLY MEMORY VERSE

**Today in the town of David a
Savior has been born to you.
He is the Messiah, the Lord.**
Luke 2:11, NIV

MONTHLY LIFE APP

**Christmas—Celebrating Jesus,
God's greatest gift**

BASIC TRUTH

I can trust God no matter what.

WHAT YOU SAY:

"Sometimes people make promises to us, or we make promises to others like those you drew, but we don't keep them. Maybe a friend or family member promised to (*point to and name a promise from the pictures on the butcher paper collage*), and they didn't follow through. But God isn't like us. God never breaks a promise. When God says He will do something, He does it. When God says something will happen, it will. The Bible is full of God's promises—promises that He already kept. He kept His promise to send a Savior, and He's STILL keeping promises like His promise to always love us and be with us. We can place all our HOPE and TRUST in God because He is completely trustworthy. **We can have hope because God keeps His promises.**"



WEEK

ONE

DECEMBER 2020

SMALL GROUP

K-1

PRELUDE

SOCIAL

STORY

WORSHIP

GROUPS

HOME

CREATING A SAFE PLACE TO CONNECT
25 MINUTES

MADE TO MOVE

an activity that increases the oxygen in the brain and taps into the energy in the body



3. ROLL IT OUT VERSE

[HEAR FROM GOD | MEMORY VERSE ACTIVITY]

WHAT YOU NEED: Bibles and a ball

WHAT YOU DO:

- Pass out a Bible to every two or three kids and help them look up Luke 2:11 using the navigation tips below.

TODAY'S BIBLE STORY

High Hopes

Jesus Is Promised
Isaiah 9:6

Finding verses with kindergartners: Guide kids to open the Bibles to the marked page. Point to "Luke" at the top of the page as you say, "Luke." Then, guide kids to find the big number 2 on the page. Explain that this is the chapter number. Finally, guide them to look under the big 2 for the little 11; this is the verse number. Tell them to leave their finger on the verse as you read the verse aloud. Then, lead everyone to say the verse together.

TODAY'S BOTTOM LINE

We can have hope because
God keeps His promises.

Finding verses with 1st graders: Guide them to open their Bibles to the front and find the table of contents. (Hold up a Bible opened to the table of contents to show the kids what the page looks like. When the kids find the table of contents, lead them to find Luke in the list under "New Testament.") You can help by telling them that Luke starts with the letters L-U. When the kids find Luke, lead them to look at the page number beside the word. Explain that the number tells them on what page they can find Luke. Help the kids find the page. When they find Luke, explain that the big numbers on the page are the chapter numbers. Help them find chapter 2. Explain that the small numbers are verse numbers. Help them find verse 11 in chapter 2.

MONTHLY MEMORY VERSE

Today in the town of David a
Savior has been born to you.
He is the Messiah, the Lord.
Luke 2:11, NIV

- Read the verse aloud as the kids follow along.
- Then, repeat the very first part of the verse: *Today in the town of David.*
- Spend a moment talking about this part of the verse.
 - The town of David is Bethlehem. This was the same David who killed the giant Goliath and later became king of Israel.
- Direct the kids to sit in circle.
- Guide kids to pass the ball to the left from friend to friend as you repeat the words of the verse.
- Repeat the verse two or three more times, switching the direction of the ball: pass to the right, pass across the circle, pass to every other friend, etc.

MONTHLY LIFE APP

Christmas—Celebrating Jesus,
God's greatest gift

BASIC TRUTH

I can trust God no matter what.

WHAT YOU SAY:

"All month long, we're celebrating Jesus, God's greatest gift to us. That's why Christmas is a such a BIG deal! God made a promise to send us a Savior, and He kept that promise! Our verse reminds us that Jesus, our Savior, has been born to us! We can trust God, no matter what, because God does what He says He will do. **We can have hope because God keeps His promises.**"



WEEK

ONE

DECEMBER 2020

SMALL GROUP

K-1

PRELUDE

SOCIAL

STORY

WORSHIP

GROUPS

HOME

CREATING A SAFE PLACE TO CONNECT
25 MINUTES

MADE TO REFLECT

an activity that creates space
for personal processing
and application



4. PRAY AND DISMISS [PRAY TO GOD | PRAYER ACTIVITY]

WHAT YOU NEED: Star ornaments from "A Son Is Given"
Activity

WHAT YOU DO:

- Ask the kids to hold their star ornaments and circle up.
- Go around the circle and pray for each kid, placing his/ her name in the blank below.

TODAY'S BIBLE STORY

High Hopes

Jesus Is Promised
Isaiah 9:6

WHAT YOU SAY:

"God, thank You that (*name each kid around your circle*) can put their hope in You because You always keep Your promises. Thank You for promising to send a Savior to us and for keeping that promise by sending Your only Son, Jesus. Help us remember this week that **we can have hope because God keeps His promises.** In Jesus' name we pray, amen."

TODAY'S BOTTOM LINE

**We can have hope because
God keeps His promises.**

As adults arrive to pick up, have the kids show off their star ornaments and share how **we can have hope because God keeps His promises.**

MONTHLY MEMORY VERSE

Today in the town of David a
Savior has been born to you.
He is the Messiah, the Lord.
Luke 2:11, NIV

MONTHLY LIFE APP

Christmas—Celebrating Jesus,
God's greatest gift

BASIC TRUTH

I can trust God no matter what.



PRELUDE

SOCIAL

STORY

WORSHIP

GROUPS

HOME

GETTING READY

HERE'S EVERYTHING YOU NEED TO KNOW TO GET READY FOR THIS WEEK

SOCIAL: PROVIDING TIME FOR FUN INTERACTION (15 MINUTES)

Welcome kids and spend time engaging in conversation and catching up. Get ready to experience today's story.

(Choose one or both of these activities.)

In the Prelude folder of your curriculum, you'll find a general summary of Social Distancing Recommendations. Please refer to this document so you can plan your Small Group experience with health and safety in mind.

1. EARLY ARRIVER

Made to Play: an activity that encourages learning through following guidelines and/or working as a group

WHAT YOU NEED:

- Print the "Christmas Song Fill-In" Activity Pages; one for each small group.
- Offering container
- Paper
- Pen

2. OPENING ACTIVITY

Made to Explore: an activity that extends learning through hands-on experimentation and discovery

WHAT YOU NEED:

- Cornstarch; one cup for every three kids
- Unscented lotion, body wash, or hair conditioner; one cup for every three kids
- Large plastic mixing bowl
- Small paper plates; one for each kid
- (Optional) zip-top bags; one for each kid
- *NOTE: If you choose not to make dough in small group, you can offer balls of Play-Doh® instead. Keep in mind that some kids have an allergy to your ingredients and/or Play-Doh.*

GROUPS: CREATING A SAFE PLACE TO CONNECT (25 MINUTES)

Create a safe place to connect and learn how the Bible story applies to real life experiences, through interactive activities and discussion questions.

(Choose as many of these activities as you like.)

** If you don't have time to do all these activities, be sure to do activity #1.*

* 1. A SON IS GIVEN

[TALK ABOUT GOD | BIBLE STORY REVIEW]

Made to Imagine: an activity that promotes empathy and facilitates concrete application through role-play and reenactment

WHAT YOU NEED:

- Print the "Isaiah 9:6" Activity Page on cardstock and cut apart; one verse card for each kid.
- Bibles marked at Isaiah 9:6; one for every three kids
- Gold or silver pipe cleaners; one for each kid
- Star cookie cutters about three inches; one for every four kids
- Scissors
- Single hole punch
- Yarn or string cut into eight-inch lengths; one for each kid

2. PROMISES MADE, PROMISES KEPT

[LIVE FOR GOD | APPLICATION ACTIVITY]

Made to Create: an activity that explores ideas through the process of drawing, building, designing, and problem-solving

WHAT YOU NEED:

- Colored scraps of paper or colored index cards; two for each kid
- Markers
- Glue sticks
- Butcher paper; two-foot piece for each small group

3. ROLL IT OUT VERSE

[HEAR FROM GOD | MEMORY VERSE ACTIVITY]

Made to Move: an activity that increases the oxygen in the brain and taps into the energy in the body

WHAT YOU NEED:

- Bibles
- Ball



WEEK
ONE
DECEMBER 2020

SMALL GROUP
K-1

PRELUDE **SOCIAL** **STORY** **WORSHIP** **GROUPS** **HOME**

GETTING READY

HERE'S EVERYTHING YOU NEED TO KNOW TO GET READY FOR THIS WEEK

4. PRAY AND DISMISS

[PRAY TO GOD | PRAYER ACTIVITY]

Made to Reflect: an activity that creates space for personal processing and application

WHAT YOU NEED:

- Star ornaments from "A Son Is Given" Activity

HOME: PROMPTING ACTION BEYOND THE EXPERIENCE

- Print on cardstock or email this week's GodTime devotionals and Parent Cue cards.
- Tell parents about our additional family resources: **Studio252.tv** and the **Parent Cue app**.

o Song 1

I'm Dreaming of a _____ Christmas

"I'm dreaming of a _____ Christmas,
(color)
just like the ones I used to know.

Where the _____ glisten
(something in nature)

and _____ listen
(an animal)

to hear _____ in the snow.
(a thing)



o Song 2

Jingle Bells

Dashing through the _____
(something mushy)

in a one horse open _____
(something that moves)

over the _____ we go
(something tall)

_____ all the way.
(Something you do - add "ing")

Bells on bobtails _____
(sound)

Making spirits _____
(color)

What fun it is to _____
(something you do)

and _____
(noise you make)

A sleighing _____ tonight. OH!
(something in your room)

Jingle bells, jingle bells
_____ all the way
(something you do)

Oh what fun it is to _____
(verb: an action word)

in a one-horse open _____
(something that moves)

(Repeat once starting at Jingle bells.)



o Song 3

Deck the Halls

Deck the _____ with
(place)

boughs of _____
(kind of plant - plural)

(sound a baby makes - repeated nine times)

'Tis the season to be _____
(emotion - how you feel)

(sound a baby makes - repeated nine times)

Don we now our _____
(a word that describes something)


(something you wear)

(sound a baby makes, repeated nine times)

_____ the ancient
(action word)

_____ carol.
(something Christmassy)

(sound a baby makes, repeated nine times)



“A child is born to us.
A son will be given to us.
He will rule over us.
And he will be called
Wonderful Adviser and Mighty God.
He will also be called Father Who
Lives Forever
And Prince Who Brings Peace.”

Isaiah 9:6 (NirV)

“A child is born to us.
A son will be given to us.
He will rule over us.
And he will be called
Wonderful Adviser and Mighty God.
He will also be called Father Who
Lives Forever
And Prince Who Brings Peace.”

Isaiah 9:6 (NirV)

“A child is born to us.
A son will be given to us.
He will rule over us.
And he will be called
Wonderful Adviser and Mighty God.
He will also be called Father Who
Lives Forever
And Prince Who Brings Peace.”

Isaiah 9:6 (NirV)

“A child is born to us.
A son will be given to us.
He will rule over us.
And he will be called
Wonderful Adviser and Mighty God.
He will also be called Father Who
Lives Forever
And Prince Who Brings Peace.”

Isaiah 9:6 (NirV)

“A child is born to us.
A son will be given to us.
He will rule over us.
And he will be called
Wonderful Adviser and Mighty God.
He will also be called Father Who
Lives Forever
And Prince Who Brings Peace.”

Isaiah 9:6 (NirV)

“A child is born to us.
A son will be given to us.
He will rule over us.
And he will be called
Wonderful Adviser and Mighty God.
He will also be called Father Who
Lives Forever
And Prince Who Brings Peace.”

Isaiah 9:6 (NirV)

What to Do:

Print on cardstock and cut out. Provide one verse card for each kid.

“For to us a child is born,
to us a son is given,
and the government
will be on his shoulders.
And he will be called
Wonderful Counselor,
Mighty God,
Everlasting Father,
Prince of Peace.”

Isaiah 9:6 (NIV)

“For to us a child is born,
to us a son is given,
and the government
will be on his shoulders.
And he will be called
Wonderful Counselor,
Mighty God,
Everlasting Father,
Prince of Peace.”

Isaiah 9:6 (NIV)

“For to us a child is born,
to us a son is given,
and the government
will be on his shoulders.
And he will be called
Wonderful Counselor,
Mighty God,
Everlasting Father,
Prince of Peace.”

Isaiah 9:6 (NIV)

“For to us a child is born,
to us a son is given,
and the government
will be on his shoulders.
And he will be called
Wonderful Counselor,
Mighty God,
Everlasting Father,
Prince of Peace.”

Isaiah 9:6 (NIV)

“For to us a child is born,
to us a son is given,
and the government
will be on his shoulders.
And he will be called
Wonderful Counselor,
Mighty God,
Everlasting Father,
Prince of Peace.”

Isaiah 9:6 (NIV)

“For to us a child is born,
to us a son is given,
and the government
will be on his shoulders.
And he will be called
Wonderful Counselor,
Mighty God,
Everlasting Father,
Prince of Peace.”

Isaiah 9:6 (NIV)

What to Do:

Print on cardstock and cut out. Provide one verse card for each kid.



TODAY'S SUGGESTED SCHEDULE

TODAY'S BIBLE STORY

High Hopes
Jesus Is Promised
Isaiah 9:6

TODAY'S BOTTOM LINE

We can have hope because
God keeps His promises.

MONTHLY MEMORY VERSE

Today in the town of David a
Savior has been born to you.
He is the Messiah, the Lord.
Luke 2:11, NIV

MONTHLY LIFE APP

Christmas—Celebrating Jesus,
God's greatest gift

BASIC TRUTH

I can trust God no matter what.

PRELUDE: Setting the tone for the experience

See the **Getting Ready** pages at the end of this document for a detailed description of what you'll need for today.

In the **Prelude** folder of your curriculum, you'll find a variety of other resources to help you prepare.

SMALL GROUP

15
MIN

SOCIAL: Providing time for fun interaction

Early Arriver
Opening Activity

LARGE GROUP

35
MIN

STORY: Communicating God's truth in engaging ways WORSHIP: Inviting people to respond to God

Welcome/Opener
Worship ("Jingle Bells" from *Jingle Jam* and "Joy to the World (Glory to the King)" from *Joy to the World (Glory to the King)* single)
Bible Story
Bottom Line
Prayer
Closer

SMALL GROUP

25
MIN

GROUPS: Creating a safe place to connect

Bible Story Review: Action Review
Application Activity: Promise Jump
Memory Verse Activity: Fill-In Bookmarks
Prayer Activity: Pray and Dismiss

HOME: Prompting action beyond the experience

Parent Cue Card (print or email)
GodTime devotional for kids
Studio252.tv



WEEK
ONE
DECEMBER 2020

SMALL GROUP
2-3

PRELUDE SOCIAL STORY WORSHIP GROUPS HOME

**PROVIDING TIME FOR FUN INTERACTION
15 MINUTES**

MADE TO PLAY

an activity that encourages learning through following guidelines and/or working as a group



Before kids arrive, take a few moments to pray for them. Start by thanking God for being a God who keeps His promises. Think of a couple of promises you're especially grateful for and praise God for those specific promises. Especially at the end of such a difficult year, thank God for the ways you've seen Him work and felt His presence.

TODAY'S BIBLE STORY

High Hopes

Jesus Is Promised
Isaiah 9:6

1. EARLY ARRIVER

WHAT YOU NEED: Offering container, Christmas stocking, small Christmas-related items, ribbon to close the stocking, timer, index cards, and pencils

TODAY'S BOTTOM LINE

**We can have hope because
God keeps His promises.**

WHAT YOU DO:

- Welcome the kids by name as they arrive and say, "Merry Christmas!"
- Show kids who have brought offerings where to put them in the offering container.
- Invite the kids to sit in a circle.
- Pass out index cards and pencils to each kid.
- Share that you will pass a stocking around the circle that's filled with Christmas-y things.
- The object of the game is for the kids to feel the stocking and to try to guess as many items as they can before the timer goes off.
- Set the timer for 30 seconds and give the stocking to the first kid.
- Instruct the kids to write their guesses on their index card when their time is up.
- When everyone has had a chance to make some guesses, open the stocking and show the kids what the items are.

MONTHLY MEMORY VERSE

**Today in the town of David a
Savior has been born to you.
He is the Messiah, the Lord.**
Luke 2:11, NIV

MONTHLY LIFE APP

**Christmas—Celebrating Jesus,
God's greatest gift**

BASIC TRUTH

I can trust God no matter what.



PRELUDE SOCIAL STORY WORSHIP GROUPS HOME

PROVIDING TIME FOR FUN INTERACTION
15 MINUTES

MADE TO IMAGINE

an activity that promotes empathy and facilitates concrete application through role-play and reenactment



2. OPENING ACTIVITY

WHAT YOU NEED: No supplies needed

WHAT YOU DO:

- Invite the kids to stand in a circle.
- Explain to the kids that you will start a story, and they help you make it up and tell it.
- You will share one sentence to start the story about a promise.
- The kids will take turns adding sentences to the story.
- The goal is to turn the story into something that ends positively and happily.
- Share the first sentence of a story. Here are some examples:
 - Kiesha’s mom promised she would get Kiesha a doll she wanted this Christmas, but she unexpectedly lost her job.
 - Mark’s favorite uncle promised that he’d visit this Christmas season, but it’s two days before Christmas and Mark’s uncle is sick.
 - Danielle’s grandma promised that she would make gingerbread houses with Danielle, but all of the stores are out of graham crackers.
- Play as many rounds of the game as time allows.

TODAY’S BIBLE STORY

High Hopes

Jesus Is Promised
Isaiah 9:6

WHAT YOU SAY:

“Great job turning the story around until the promise was fulfilled! Did you know that God always fulfills—or keeps—His promises, too? **[Transition] Let’s go to Large Group to hear about a very important promise God made a long time ago that came true.**”

Lead your group to the Large Group area.

TODAY’S BOTTOM LINE

We can have hope because God keeps His promises.

MONTHLY MEMORY VERSE

Today in the town of David a Savior has been born to you. He is the Messiah, the Lord.
Luke 2:11, NIV

MONTHLY LIFE APP

Christmas—Celebrating Jesus, God’s greatest gift

BASIC TRUTH

I can trust God no matter what.



CREATING A SAFE PLACE TO CONNECT 25 MINUTES

MADE TO PLAY

an activity that encourages learning through following guidelines and/or working as a group



1. ACTION REVIEW

[TALK ABOUT GOD | BIBLE STORY REVIEW]

WHAT YOU NEED: "Review Questions" Activity Page, "Action" Activity Page, gift bag

WHAT YOU DO:

- Instruct the kids to stand in a circle. Invite one kid to stand in the center of the circle. Have the kid in the center of the circle pull an action card out of the gift bag and read it out loud. Explain to the kids that you will ask the kid a question about today's story. If the kid answers the question correctly, everyone in the group has to do the action that the kid pulled out of the bag. If the answer is incorrect, the kid has to do the action alone. Continue playing until every kid has had a chance to answer a question.

WHAT YOU SAY:

"Do you think it's difficult to trust a person who breaks their promises over and over again? Why? The Israelites broke their promise to love and obey God over and over again. But God still kept His promise to never leave them. He sent good kings and prophets to help them and show them that He was still with them.

"Today you heard how God promised over and over that He would send a Savior to rescue us from our sins. He made lots of different promises about Jesus coming to rescue us years before Jesus was even born. God promised His people that He would send Jesus, and He did! That's because God ALWAYS keeps His promises. Because God has kept His promises in the past, we know that He will keep His promises to us now and in the future. We can have hope because God keeps His promises. Now, that's something to celebrate at Christmas!"

TODAY'S BIBLE STORY

High Hopes

Jesus Is Promised Isaiah 9:6

TODAY'S BOTTOM LINE

We can have hope because God keeps His promises.

MONTHLY MEMORY VERSE

Today in the town of David a Savior has been born to you. He is the Messiah, the Lord. Luke 2:11, NIV

MONTHLY LIFE APP

Christmas—Celebrating Jesus, God's greatest gift

BASIC TRUTH

I can trust God no matter what.



CREATING A SAFE PLACE TO CONNECT 25 MINUTES

MADE TO EXPLORE

an activity that extends learning through hands-on experimentation and discovery



*2. PROMISE JUMP [LIVE FOR GOD | APPLICATION ACTIVITY]

WHAT YOU NEED: Small craft sticks

WHAT YOU DO:

- Gather the kids around you. Show the kids two craft sticks. Promise the kids that you will place the sticks two feet apart and jump over both sticks with just one jump. Ask the group if they think you can keep your promise. Jump over the sticks to demonstrate that you kept your promise. Move the sticks farther apart, and make the same promise. (Make sure you can jump the distance you moved the sticks so you can keep your promise.) Again, ask the kids if they think you can keep your promise. Jump over the sticks successfully. Next, move the sticks so far apart that it's obvious you can't jump over them in one jump. This time, don't promise to jump over the sticks. Ask the kids how they'd feel if you promised to jump over the sticks with one jump. Attempt to jump over the sticks. Give each kid two sticks. Instruct them to figure out how far apart they can place their sticks to fulfill a promise to jump over them with one jump. Ask the kids to demonstrate their jumps.

TODAY'S BIBLE STORY

High Hopes Jesus Is Promised Isaiah 9:6

TODAY'S BOTTOM LINE

We can have hope because God keeps His promises.

MONTHLY MEMORY VERSE

Today in the town of David a Savior has been born to you. He is the Messiah, the Lord. Luke 2:11, NIV

MONTHLY LIFE APP

Christmas—Celebrating Jesus, God's greatest gift

BASIC TRUTH

I can trust God no matter what.

WHAT YOU SAY:

"Good job figuring out how far you could jump to keep your promise. When my sticks were close together, was it easy for you to trust that I would keep my promise? How would you have felt if I had promised to jump over the sticks when they were very far apart? Even if I had made a promise that I could jump over the sticks that were far apart, would you have trusted me to keep my promise?"

"It really makes sense to only promise things that you know you can do. And yet, there are times when you and other people you know, might not keep their promises. The good news is that when God makes a promise, He always keeps it. God always does what He says He will do.

"God promised His people over and over that He would send a Savior to rescue them. At Christmas, God sent Jesus. He kept His promise like He always does.

"When you remember that God kept His promise to send Jesus at Christmas, it can help you have hope in any situation. Since God always keeps His promises, that means that He will always keep His promises to you. What has He promised you? He has promised that He will always be with you. He has



WEEK
ONE
DECEMBER 2020

SMALL GROUP
2-3

PRELUDE SOCIAL STORY WORSHIP GROUPS HOME

CREATING A SAFE PLACE TO CONNECT
25 MINUTES

(* 2. PROMISE JUMP, CONTINUED)

promised that He is always working for good, even when things are hard. Because God always keeps His promises, you can have hope that God will keep those promises, too.

“Maybe your family was impacted by COVID-19. That might mean that your Christmas will look different this year. You might not get all the gifts you want, or you might not be able to celebrate Christmas with your family and friends like you have in the past. No matter what happens, it’s important to remember that **we can have hope because God keeps His promises.**”

[Make it Personal] (Share with your kids a time when you saw God keep His promise to you when times were hard. What did He do, and were you surprised at how He did it? How did it bring you hope for the future?)



CREATING A SAFE PLACE TO CONNECT
25 MINUTES

MADE TO CREATE

an activity that explores ideas through the process of drawing, building, designing, and problem-solving



3. FILL-IN BOOKMARKS
[HEAR FROM GOD | MEMORY VERSE ACTIVITY]

WHAT YOU NEED: "Bookmark" Activity Page, Bibles, pencils, markers, hole punch, yarn, decorating supplies

WHAT YOU DO:

- Look up this month's memory verse (Luke 2:11) using the navigation tips below.

TODAY'S BIBLE STORY

High Hopes

Jesus Is Promised
Isaiah 9:6

Finding verses with 2nd and 3rd graders: Guide them to open their Bibles to the front and find the table of contents. (Hold up a Bible opened to the table of contents to show the kids what the page looks like.) When the kids find the table of contents, lead them to find Luke in the list under "New Testament." When the kids find Luke, lead them to look at the page number beside the word. Explain that the number tells them on what page they can find Luke. Help the kids find the page. When they find Luke, explain that the big numbers on the page are the chapter numbers. Help them find chapter 2. Explain that the small numbers are verse numbers. Help them find verse 11 in chapter 2.

TODAY'S BOTTOM LINE

We can have hope because God keeps His promises.

- Find the verse and read it out loud as a group.
- Pass out the bookmarks and pencils, one bookmark and one pencil for each kid.
- Explain to the kids that this month's memory verse is supposed to be written on their bookmarks, but there are words missing.
- Tell them that the missing words are written under each blank line, but the letters are scrambled.
- Instruct the kids to unscramble the letters to figure out the missing words.
- Punch a hole at the top of the bookmarks.
- Pass out a piece of yarn to each kid and demonstrate how to loop it through the hole and tie a knot.
- Set out the markers and decorating supplies.
- Invite kids to decorate their bookmarks.

MONTHLY MEMORY VERSE

Today in the town of David a Savior has been born to you. He is the Messiah, the Lord.
Luke 2:11, NIV

MONTHLY LIFE APP

Christmas—Celebrating Jesus, God's greatest gift

WHAT YOU SAY:

"This verse is a great reminder that God promised to send the Messiah which means 'Savior.' Many years before Jesus was born, God promised that the Savior He would send would be a relative of King David. This verse is what the angel said when He told the shepherds that Jesus had been born. The angel was telling the shepherds that God had sent a Savior who was a relative of King David. God kept His promise because God always keeps His promises.

BASIC TRUTH

I can trust God no matter what.

"Place your bookmark in a special place—in your Bible or a special book that you're reading—anywhere to remind you that God is a promise keeper and He is always working behind the scenes to keep His promises. Remember, no matter what happens, **we can have hope because God keeps His promises.**"



WEEK
ONE
DECEMBER 2020

SMALL GROUP
2-3

PRELUDE SOCIAL STORY WORSHIP GROUPS HOME

CREATING A SAFE PLACE TO CONNECT
25 MINUTES

MADE TO REFLECT

an activity that creates space for personal processing and application



4. PRAY AND DISMISS
[PRAY TO GOD | PRAYER ACTIVITY]

WHAT YOU NEED: Craft sticks from “Promise Jump” Activity and pens

WHAT YOU DO:

- Make sure kids have their craft sticks from the earlier

activity.

- Encourage the kids to take a few minutes to think about two things they’re worried about.
- Invite them to write each of their worries on a stick.
- Ask the kids to hold their sticks as you close in group prayer.

WHAT YOU SAY:

“Dear God, thank You for reminding us today that You are a promise keeper. Remind us that we can always trust You to keep Your promise to listen and help us deal with our concerns, worries, and disappointments. Please help us with these specific worries and stresses that we hold in our hands. **We can have hope because God keeps His promises.** Amen.”

As adults arrive to pick up, ask the kids to show them their “Promise Bookmarks” and share how the verse is a reminder that God always keeps His promises.

TODAY’S BIBLE STORY

High Hopes

Jesus Is Promised
Isaiah 9:6

TODAY’S BOTTOM LINE

We can have hope because God keeps His promises.

MONTHLY MEMORY VERSE

Today in the town of David a Savior has been born to you. He is the Messiah, the Lord.
Luke 2:11, NIV

MONTHLY LIFE APP

Christmas—Celebrating Jesus, God’s greatest gift

BASIC TRUTH

I can trust God no matter what.



GETTING READY

HERE'S EVERYTHING YOU NEED TO KNOW TO GET READY FOR THIS WEEK

SOCIAL: PROVIDING TIME FOR FUN INTERACTION (15 MINUTES)

Welcome kids and spend time engaging in conversation and catching up. Get ready to experience today's story.
(Choose one or both of these activities.)

In the Prelude folder of your curriculum, you'll find a general summary of Social Distancing Recommendations. Please refer to this document so you can plan your Small Group experience with health and safety in mind.

1. EARLY ARRIVER

Made to Play: an activity that encourages learning through following guidelines and/or working as a group

WHAT YOU NEED:

- Offering container
- Christmas stocking large enough to fit ten to twelve small items; one stocking for each small group
- Christmas related items small enough to fit in the stocking, ten or twelve for each small group (*some suggestions are a jingle bell, Christmas bow for wrapping, candy cane, gift box, ornament, toy snowman, etc.*)
- Christmas ribbon two feet long; one for each small group
- Timer
- Index cards; one for each kid
- Pencils; one for each kid
 - Prepare the Christmas stocking ahead of time by placing all the items in it and tying the ribbon around the top of the stocking so the items are not visible.

2. OPENING ACTIVITY

Made to Imagine: an activity that promotes empathy and facilitates concrete application through role-play and reenactment

WHAT YOU NEED:

- No supplies needed

GROUPS: CREATING A SAFE PLACE TO CONNECT (25 MINUTES)

Create a safe place to connect and learn how the Bible story applies to real life experiences, through interactive activities and discussion questions.

(Choose as many of these activities as you like.)

** If you don't have time to do all these activities, be sure to do activity #2.*

1. ACTION REVIEW

[TALK ABOUT GOD | BIBLE STORY REVIEW]

Made to Play: an activity that encourages learning through following guidelines and/or working as a group

WHAT YOU NEED:

- Print the "Review Questions" Activity Page; one for each small group
- Print the "Action" Activity Page on cardstock and cut apart; one set for each small group
- Gift bag

*2. PROMISE JUMP

[LIVE FOR GOD | APPLICATION ACTIVITY]

Made to Explore: an activity that extends learning through hands-on experimentation and discovery

WHAT YOU NEED:

- Small craft sticks; two for each kid and leader

3. FILL-IN BOOKMARKS

[HEAR FROM GOD | MEMORY VERSE ACTIVITY]

Made to Create: an activity that explores ideas through the process of drawing, building, designing, and problem-solving

WHAT YOU NEED:

- Print the "Bookmark" Activity Page on cardstock and cut apart; one bookmark for each kid
- Cut yarn into eight-inch pieces; one for each kid
- Pencils
- Markers
- Hole punch
- Bibles
- Decorating supplies like stamps, stickers, etc.



WEEK
ONE
DECEMBER 2020

SMALL GROUP
2-3

PRELUDE SOCIAL STORY WORSHIP GROUPS HOME

GETTING READY

HERE'S EVERYTHING YOU NEED TO KNOW TO GET READY FOR THIS WEEK

4. PRAY AND DISMISS

[PRAY TO GOD | PRAYER ACTIVITY]

Made to Reflect: an activity that creates space for personal processing and application

WHAT YOU NEED:

- Craft sticks from "Promise Jump" Activity
- Pens

HOME: PROMPTING ACTION BEYOND THE EXPERIENCE

- Print on cardstock or email this week's GodTime devotionals and Parent Cue cards.
- Tell parents about our additional family resources: **Studio252.tv** and the **Parent Cue app**.

1. Who broke their promise to love God over and over again? *God's people, the Israelites*
2. Name one thing the Israelites did to disobey God. *They followed other gods and tried to do things their way*
3. What did other groups of people do to God's people? *They attacked them and bullied them*
4. What did God do to show the Israelites that He was with them even though they weren't following Him well? *He sent good kings and prophets to lead and help them*
5. Name one king that God sent to show the Israelites that He was with them. *David or Josiah*
6. Name one prophet from today's story. *Elijah or Isaiah*
7. Name the prophet who shared the message that God's Son, Jesus, would come to Earth as a baby? *Isaiah*
8. At Christmas time, how did God show us that He always keeps His promises? *By sending His Son, Jesus, to Earth*
9. Who is Jesus? *God's only Son*
10. Why did God send Jesus to Earth? *To fulfill His promise / to rescue us*

What to Do:

Print one for each small group.

"Review Questions" Activity Page

December 2020, Week 1, Small Group 2-3

©2020 The reThink Group, Inc. All rights reserved.

Do the “floss”
five times.

Jump seven
times.

Sing a
Christmas song.

Spin around
five times then
jump twice.

Make a
monkey face.

Do ten
jumping jacks.

Touch your toes
then your nose—
four times.

Sing “Twinkle,
Twinkle Little
Star.”

Do seven
push-ups.

Give three kids
an elbow bump.


What to Do:

Print on cardstock and cut apart. Provide one set for each small group.

Luke 2:11 (NIRV)

“Today in the town of _____ a Savior
avdDi
has been _____ to you. _____ is the Messiah,
robn eH
the _____.”
rold


Luke 2:11 (NIRV)



Luke 2:11 (NIRV)

“Today in the town of _____ a Savior
avdDi
has been _____ to you. _____ is the Messiah,
robn eH
the _____.”
rold


Luke 2:11 (NIRV)



Luke 2:11 (NIRV)

“Today in the town of _____ a Savior
avdDi
has been _____ to you. _____ is the Messiah,
robn eH
the _____.”
rold

Luke 2:11 (NIRV)



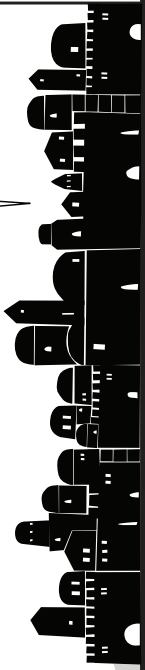

What to Do:

Print on white cardstock and cut apart. Provide one bookmark for each kid.

Luke 2:11 (NIV)

“Today in the town of ^{avdDi} _____ a Savior
has been ^{robn} _____ to you; ^{eh} _____ is the Messiah,
the _____.”
^{rold}

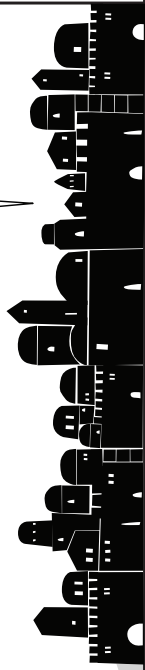

Luke 2:11 (NIV)



Luke 2:11 (NIV)

“Today in the town of ^{avdDi} _____ a Savior
has been ^{robn} _____ to you; ^{eh} _____ is the Messiah,
the _____.”
^{rold}

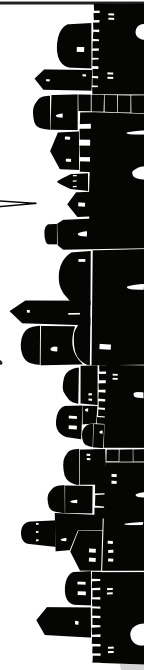

Luke 2:11 (NIV)



Luke 2:11 (NIV)

“Today in the town of ^{avdDi} _____ a Savior
has been ^{robn} _____ to you; ^{eh} _____ is the Messiah,
the _____.”
^{rold}

Luke 2:11 (NIV)



What to Do:

Print on white cardstock and cut apart. Provide one bookmark for each kid.



TODAY'S SUGGESTED SCHEDULE

TODAY'S BIBLE STORY

High Hopes
Jesus is Promised
Isaiah 9:6

TODAY'S KEY QUESTION

What are you hoping for?

TODAY'S BOTTOM LINE

We can have hope because
God keeps His promises.

MONTHLY MEMORY VERSE

Today in the town of David a
Savior has been born to you.
He is the Messiah, the Lord.
Luke 2:11, NIV

MONTHLY LIFE APP

Christmas—Celebrating Jesus,
God's greatest gift

BASIC TRUTH

I can trust God no matter what.

PRELUDE: Setting the tone for the experience

See the **Getting Ready** pages at the end of this document for a detailed description of what you'll need for today. In the **Prelude** folder of your curriculum, you'll find a variety of other resources to help you prepare.

SMALL GROUP

15
MIN

SOCIAL: Providing time for fun interaction

Early Arriver
Opening Activity

LARGE GROUP

35
MIN

STORY: Communicating God's truth in engaging ways **WORSHIP: Inviting people to respond to God**

Welcome/Opener
Worship ("12 Days of Christmas" from *Jingle Jam Wrapped Up*, "Joy to the World (Glory to the King)" from *Joy to the World (Glory to the King)* single, and "Who You Say I Am" from *Who You Say I Am* single)
Bible Story (Communicator Script)
Key Question
Prayer

SMALL GROUP

25
MIN

GROUPS: Creating a safe place to connect

Application Activity: Take a Snapshot
Bible Story Review: Bible Story Review and Discussion Questions
Memory Verse Activity: Verses to Take with You
Prayer Activity: Make it Personal with Prayer

HOME: Prompting action beyond the experience

Parent Cue Card (print or email)
GodTime devotional for kids
Studio252.tv
Parent Cue App



PRELUDE

SOCIAL

STORY

WORSHIP

GROUPS

HOME

PROVIDING TIME FOR FUN INTERACTION
15 MINUTES

MADE TO CONNECT

an activity that invites kids to share and collaborate with others while growing their understanding



Before kids arrive, pray for your time together in group today. Pray for patience to lead well at the beginning of an exciting month, asking God for eyes to see which of your kids most needs to understand the hope that God gives us in this season through the birth of His Son.

TODAY'S BIBLE STORY

High Hopes

Jesus is Promised
Isaiah 9:6

TODAY'S KEY QUESTION

What are you hoping for?

TODAY'S BOTTOM LINE

We can have hope because
God keeps His promises.

MONTHLY MEMORY VERSE

Today in the town of David a
Savior has been born to you.
He is the Messiah, the Lord.
Luke 2:11, NIV

MONTHLY LIFE APP

Christmas—Celebrating Jesus,
God's greatest gift

BASIC TRUTH

I can trust God no matter what.

1. JUST FOR FUN

WHAT YOU NEED: Offering container, paper, markers, (optional) suggested Christmas snack: hot chocolate

WHAT YOU DO:

- All month long, we'll be having Christmas Chats!
- Hand out the optional Christmas snack and provide paper and markers for anyone who wants to draw while the group is chatting.
- Today's Christmas Chat: What traditions do you hope your family will be able to do this month?



PRELUDE

SOCIAL

STORY

WORSHIP

GROUPS

HOME

PROVIDING TIME FOR FUN INTERACTION
15 MINUTES

MADE TO MOVE

an activity that increases the oxygen in the brain and taps into the energy in the body



TODAY'S BIBLE STORY

High Hopes

Jesus is Promised
Isaiah 9:6

TODAY'S KEY QUESTION

What are you hoping for?

TODAY'S BOTTOM LINE

We can have hope because
God keeps His promises.

MONTHLY MEMORY VERSE

Today in the town of David a
Savior has been born to you.
He is the Messiah, the Lord.
Luke 2:11, NIV

MONTHLY LIFE APP

Christmas—Celebrating Jesus,
God's greatest gift

BASIC TRUTH

I can trust God no matter what.

2. OPENING ACTIVITY

WHAT YOU NEED: Plastic circular ornaments, gift boxes and gift bags, and tape for a starting and finish line

WHAT YOU DO:

- **Make** a starting line on one side of the room using tape and ask everyone to stand behind the line and to spread out as much as they can.
- **Give** each kid a plastic ornament and ask them to place it on the line.
- **Use** tape to mark a finish line on the opposite side of the room.
- **Ask** everyone to choose a gift box or a gift bag as their fan.
- **Explain** that they will have to fan their ornament down to the finish line.
- When you say, "Go," kids should start fanning their ornaments as fast as they can down to the finish line. The first person to cross the finish line wins!

WHAT YOU SAY:

"I'm really excited about this month—I mean, it's Christmas! And Christmas might look different this year than it has in the past, or maybe it'll mostly feel like Christmas always does, **[Transition]** but no matter what, we get to celebrate the birth of our Savior all month long! Let's go check it out!"

Lead your group to the Large Group area.



PRELUDE

SOCIAL

STORY

WORSHIP

GROUPS

HOME

CREATING A SAFE PLACE TO CONNECT
25 MINUTES

MADE TO PLAY

an activity that encourages learning through following guidelines and/or working as a group



1. TAKE A SNAPSHOT [LIVE FOR GOD | APPLICATION ACTIVITY]

WHAT YOU NEED: Prepared bag full of Christmas objects and a gift box with a lid

WHAT YOU DO:

- Without the kids seeing, **place** one of the Christmas items from the bag into the box.
- **Pick** one person to come up and peek in the box to see the object.
- That kid then has to describe the object to the group while they all try to guess what it is.
- The first kid to guess correctly gets to come up and describe the next item.
- **Repeat** until all the items have been described.
- **Ask:** When someone describes something BUT you can't see it, can you know for sure what it's going to be?

TODAY'S BIBLE STORY

High Hopes

Jesus is Promised
Isaiah 9:6

TODAY'S KEY QUESTION

What are you hoping for?

TODAY'S BOTTOM LINE

We can have hope because
God keeps His promises.

MONTHLY MEMORY VERSE

Today in the town of David a
Savior has been born to you.
He is the Messiah, the Lord.
Luke 2:11, NIV

MONTHLY LIFE APP

Christmas—Celebrating Jesus,
God's greatest gift

BASIC TRUTH

I can trust God no matter what.



PRELUDE

SOCIAL

STORY

WORSHIP

GROUPS

HOME

CREATING A SAFE PLACE TO CONNECT
25 MINUTES

MADE TO CREATE

an activity that explores ideas through the process of drawing, building, designing, and problem-solving



2. BIBLE STORY EXTENSION

[TALK ABOUT GOD | BIBLE STORY REVIEW]

WHAT YOU NEED: Seven pieces of plexiglass or plastic or laminating sheets (around 8x10 size), dry erase or wet erase markers, Bibles, cards from "Bible Story Notecards" Activity Page

TODAY'S BIBLE STORY

High Hopes

Jesus is Promised
Isaiah 9:6

TODAY'S KEY QUESTION

What are you hoping for?

TODAY'S BOTTOM LINE

We can have hope because
God keeps His promises.

MONTHLY MEMORY VERSE

Today in the town of David a
Savior has been born to you.
He is the Messiah, the Lord.
Luke 2:11, NIV

MONTHLY LIFE APP

Christmas—Celebrating Jesus,
God's greatest gift

BASIC TRUTH

I can trust God no matter what.

WHAT YOU DO:

- **Divide** the group into pairs and **give** each pair a notecard, a marker, and a piece of clear plastic/plexiglass/laminating sheet.
- If you have more notecards than pairs, **ask** for some pairs to volunteer to take two notecards.
- **Ask** someone to look up Isaiah 9:6 and read it aloud to the group
- **Explain** that each group needs to illustrate some kind of representation of their part of the verse (the words on their notecard).
- They can interpret the verse literally or draw something abstract to represent the concepts in their verse phrase.
- When everyone is finished, **let** each pair explain their drawings.
- Then **collect** all seven drawings and stack them on top of each other.
- **Hold** up the stack so everyone can see the drawings layered together.
- **Say:** Everything you see here is what was promised in the person of Jesus. AND all the promises came true!
- **Ask:**
 - After hearing this verse, what do you think the people in the Old Testament expected Jesus to be like?



PRELUDE

SOCIAL

STORY

WORSHIP

GROUPS

HOME

CREATING A SAFE PLACE TO CONNECT
25 MINUTES

MADE TO CONNECT

an activity that invites kids to share and collaborate with others while growing their understanding



3. DISCUSSION QUESTIONS

[TALK ABOUT GOD | BIBLE STORY REVIEW]

WHAT YOU NEED: No supplies needed

WHAT YOU DO:

Ask:

- What's your favorite thing to do during the Christmas

season?

- What brings you joy and fun at Christmastime?
- What are you hoping for right now? (Not just in terms of what are you hoping to receive for Christmas, but is something you're hoping will happen or how do you hope Christmas will turn out this year?)
- Why is hope important? How can we stay hopeful this time of year, especially with everything going on in our world right now?

TODAY'S BIBLE STORY

High Hopes

Jesus is Promised
Isaiah 9:6

TODAY'S KEY QUESTION

What are you hoping for?

TODAY'S BOTTOM LINE

We can have hope because
God keeps His promises.

MONTHLY MEMORY VERSE

Today in the town of David a
Savior has been born to you.
He is the Messiah, the Lord.

Luke 2:11, NIV

MONTHLY LIFE APP

Christmas—Celebrating Jesus,
God's greatest gift

BASIC TRUTH

I can trust God no matter what.



PRELUDE

SOCIAL

STORY

WORSHIP

GROUPS

HOME

CREATING A SAFE PLACE TO CONNECT
25 MINUTES

MADE TO CREATE

an activity that explores ideas through the process of drawing, building, designing, and problem-solving



4. VERSE TO TAKE WITH YOU

[HEAR FROM GOD | MEMORY VERSE ACTIVITY]

WHAT YOU NEED: White butcher paper, green paint, large paint brushes, black paint or markers, Bibles, scissors, tape

WHAT YOU DO:

- **Pass** out the Bibles and **ask** everyone to look up this month's memory verse, Luke 2:11.

Finding verses with 4th-5th graders: Our verse is from Luke. Ask kids to tell you whether that's in the Old Testament or the New Testament. (New) So we know it's toward the back of the Bible. It's the third of the four gospels (Matthew, Mark, Luke and John). When they find Luke, explain that the big numbers on the page are the chapter numbers. Tell them to find chapter 2. Explain that the small numbers are verse numbers. Tell them to find verses 11 in chapter 2.

TODAY'S BIBLE STORY

High Hopes

Jesus is Promised
Isaiah 9:6

TODAY'S KEY QUESTION

What are you hoping for?

TODAY'S BOTTOM LINE

We can have hope because
God keeps His promises.

MONTHLY MEMORY VERSE

Today in the town of David a
Savior has been born to you.
He is the Messiah, the Lord.
Luke 2:11, NIV

MONTHLY LIFE APP

Christmas—Celebrating Jesus,
God's greatest gift

BASIC TRUTH

I can trust God no matter what.

- **Ask:** What is the main point of the verse? Why is it important? How does this verse show us that God kept His promises from Isaiah 9:6?
- **Show** everyone the art supplies and explain that they need to work together to paint a big Christmas tree, cut it out, and hang it on the wall.
- Today's memory verse should to be painted or drawn into the tree.
 - They can do this over top of the green or incorporate it into the tree itself.
 - But when you look at the tree, you should be able to read the full verse.
- **Explain** that they will spend the month decorating this tree with God's promises.



PRELUDE

SOCIAL

STORY

WORSHIP

GROUPS

HOME

CREATING A SAFE PLACE TO CONNECT
25 MINUTES

MADE TO REFLECT

an activity that creates space for personal processing and application



5. MAKE IT PERSONAL WITH PRAYER [PRAY TO GOD | PRAYER ACTIVITY]

WHAT YOU NEED: Plastic circular ornaments (from Opening Activity), black permanent marker

WHAT YOU DO:

- As a group, **review** the words from Isaiah 9:6 that describe God’s promised Savior:
 - Wonderful Counselor
 - Mighty God
 - Everlasting Father
 - Prince of Peace
- Ask** everyone to pick up an ornament and a sharpie and write one of the descriptions on their ornament.
- Place** all the ornaments in the center of the group and mix them up.
- Spend** a few minutes praying together as a group by praising God for keeping His promises.
 - One kid at a time picks up an ornament and thanks God for what they see on the ornament.
 - For example, thank You, God, for sending Jesus to be our Wonderful Counselor; thank You for the hope we have in our Mighty God; we praise You for sending us the Prince of Peace; thank You God for keeping Your promises, thank You God for the hope we have through the Everlasting Father, etc.
- Finish** by closing the group in prayer.
- Let** kids each take an ornament home with them as a reminder that we worship a God who keeps His promises and we can have hope in that this Christmas season.

TODAY’S BIBLE STORY

High Hopes
Jesus is Promised
Isaiah 9:6

TODAY’S KEY QUESTION

What are you hoping for?

TODAY’S BOTTOM LINE

We can have hope because God keeps His promises.

MONTHLY MEMORY VERSE

Today in the town of David a Savior has been born to you. He is the Messiah, the Lord.
Luke 2:11, NIV

MONTHLY LIFE APP

Christmas—Celebrating Jesus, God’s greatest gift

BASIC TRUTH

I can trust God no matter what.



GETTING READY

HERE'S EVERYTHING YOU NEED TO KNOW TO GET READY FOR THIS WEEK

SOCIAL: PROVIDING TIME FOR FUN INTERACTION (15 MINUTES)

Welcome kids and spend time engaging in conversation and catching up. Get ready to experience today's story.

(Choose one or both of these activities.)

In the Prelude folder of your curriculum, you'll find a general summary of Social Distancing Recommendations. Please refer to this document so you can plan your Small Group experience with health and safety in mind.

1. JUST FOR FUN

Made to Connect: an activity that invites kids to share and collaborate with others while growing their understanding

WHAT YOU NEED:

- Paper
- Markers
- (Optional) Christmas snack: hot chocolate

2. OPENING ACTIVITY

Made to Move: an activity that increases the oxygen in the brain and taps into the he energy in the body

WHAT YOU NEED:

- Plastic circular ornaments; one for each kid
- Gift boxes and gift bags; one for each kid
- Masking tape

GROUPS: CREATING A SAFE PLACE TO CONNECT (25 MINUTES)

Create a safe place to connect and learn how the Bible story applies to real life experiences, through interactive activities and discussion questions.

(Choose as many of these activities as you like.)

** If you don't have time to do all these activities, be sure to do activity #2.*

1. TAKE A SNAPSHOT

[LIVE FOR GOD | APPLICATION ACTIVITY]

Made to Play: an activity that encourages learning through following guidelines and/or working as a group

WHAT YOU NEED:

- Gift bag full of Christmas objects (ornament, candy cane, stocking, nativity figurine, Christmas cookie cutter, Christmas book, jingle bell, gingerbread man, Christmas décor, Christmas ribbon, small strand of lights, etc.); one bag for each Small Group
 - *NOTE:* Make sure you cannot see through the bag.
- Gift box with a lid; one for each small group

2. BIBLE STORY EXTENSION

[TALK ABOUT GOD | BIBLE STORY REVIEW]

Made to Create: an activity that explores ideas through the process of drawing, building, designing, and problem-solving

WHAT YOU NEED:

- Pieces of plexiglass or plastic or laminating sheets (around 8x10 size): one for every two kids
- Seven different colors of dry erase or wet erase markers
- Bibles
- Print the "Bible Story Notecards" Activity Page and cut apart; one for every small group

3. DISCUSSION QUESTIONS

[TALK ABOUT GOD | BIBLE STORY REVIEW]

Made to Connect: an activity that invites kids to share and collaborate with others while growing their understanding

WHAT YOU NEED:

- No supplies needed

4. VERSE TO TAKE WITH YOU

[HEAR FROM GOD | MEMORY VERSE ACTIVITY]

Made to Create: an activity that explores ideas through the process of drawing, building, designing, and problem-solving

WHAT YOU NEED:

- White butcher paper
- Green paint
- Large paint brushes
- Black paint and/or black markers
- Bibles
- Scissors
- Tape



WEEK
ONE
DECEMBER 2020

SMALL GROUP
PRETEEN

PRELUDE

SOCIAL

STORY

WORSHIP

GROUPS

HOME

GETTING READY

HERE'S EVERYTHING YOU NEED TO KNOW TO GET READY FOR THIS WEEK

5. MAKE IT PERSONAL WITH PRAYER

[PRAY TO GOD | PRAYER ACTIVITY]

Made to Reflect: an activity that creates space for personal processing and application

WHAT YOU NEED:

- Plastic circular ornaments (from Opening Activity)
- Black permanent markers

HOME: PROMPTING ACTION BEYOND THE EXPERIENCE

- Print on cardstock or email this week's GodTime devotionals and Parent Cue cards.
- Tell parents about our additional family resources: **Studio252.tv** and the **Parent Cue app**.

A child will be
born to us.

A son will be
given to us.

He will rule
over us.

And he will
be called
Wonderful
Adviser

Mighty God

He will also be
called Father
Who Lives Forever

and Prince
Who Brings
Peace.

What to Do:

Print and cut apart. Make one set for each small group.

"Bible Story Notecards, NIV" Activity Page

December 2020, Week 1, Small Group Preteen

©2020 The reThink Group, Inc. All rights reserved.

For to us a
child is born

to us a son
is given

and the
government
will be on his
shoulders.

And he will be
called Wonderful
Counselor

Mighty God

Everlasting
Father

Prince of
Peace.

What to Do:

Print and cut apart. Make one set for each small group.

"Bible Story Notecards, NIV" Activity Page

December 2020, Week 1, Small Group Preteen

©2020 The reThink Group, Inc. All rights reserved.