



TODAY'S SUGGESTED SCHEDULE

TODAY'S BIBLE STORY

**Always Something
There to Remind Me**
Give Thanks No Matter
What Happens
1 Thessalonians 5:18

TODAY'S BOTTOM LINE

You always have something
to be grateful for.

MONTHLY MEMORY VERSE

Give thanks to the Lord,
because he is good. His faithful
love continues forever.
Psalm 136:1, NIV

MONTHLY LIFE APP

Gratitude—Letting others know
you see how they've helped you

BASIC TRUTH

I can trust God no matter what.

PRELUDE: Setting the tone for the experience

See the **Getting Ready** pages at the end of this document for a detailed description of what you'll need for today.

In the **Prelude** folder of your curriculum, you'll find a variety of other resources to help you prepare.

SMALL GROUP

15
MIN

SOCIAL: Providing time for fun interaction

Early Arriver
Opening Activity

LARGE GROUP

35
MIN

STORY: Communicating God's truth in engaging ways **WORSHIP: Inviting people to respond to God**

Welcome/Opener
Worship ("Thank You God" from *Can't Stop Won't Stop*,
"[I Want to Say] Thank You" from *This Love*)
Bible Story
Bottom Line
Prayer
Closer

SMALL GROUP

25
MIN

GROUPS: Creating a safe place to connect

Bible Story Review: Always Grateful
Application Activity: T-H-A-N-K
Memory Verse Activity: Thank You Tag
Prayer Activity: Pray and Dismiss

HOME: Prompting action beyond the experience

Parent Cue Card (print or email)
GodTime devotional for kids
Studio252.tv
Parent Cue App



WEEK ONE

NOVEMBER 2020

SMALL GROUP

K-1

PRELUDE

SOCIAL

STORY

WORSHIP

GROUPS

HOME

PROVIDING TIME FOR FUN INTERACTION 15 MINUTES

MADE TO IMAGINE

an activity that promotes empathy and facilitates concrete application through role-play and reenactment



Before kids arrive, take a few moments to pray for them. Start by talking to God about a few things you're grateful for. Then, pray that God would help you lead your few whose families are struggling right now. Pray for God to give you wisdom as you help share the message that even in hard times, there's always something to be grateful for. Pray also for the kids who aren't in hard situations. Ask God to help those kids be thankful for the regular, everyday stuff of life.

TODAY'S BIBLE STORY

Always Something There to Remind Me
Give Thanks No Matter What Happens
1 Thessalonians 5:18

TODAY'S BOTTOM LINE

You always have something to be grateful for.

MONTHLY MEMORY VERSE

Give thanks to the Lord, because he is good. His faithful love continues forever.
Psalm 136:1, NIV

MONTHLY LIFE APP

Gratitude—Letting others know you see how they've helped you

BASIC TRUTH

I can trust God no matter what.

1. EARLY ARRIVER

WHAT YOU NEED: Offering container, thankfulness books

WHAT YOU DO:

- Greet each kid by name and let them know you're grateful they're there!
- If kids brought offerings, show them where to put them. Be sure to thank them for their gift!
- Sit where kids can gather around you and see the pictures in the book.
- Read your book of choice with thankfulness as a theme. Read with expression and enthusiasm.
- As you read, comment and ask questions to keep the kids involved in the story. Some questions for each book suggested in Getting Ready are:
 - *The Thank You Book:*
 - Why is Gerald trying to get Piggy's attention?
 - Who do you think Piggy is forgetting to thank?
 - *Thankful:*
 - After reading "The children for morning story time," ask, "What are YOU thankful for?"
 - After reading "The pastor is thankful for God's loving Word," say, "I'm thankful for the Bible, too!"
 - *Otis Gives Thanks:*
 - After reading "hard work," ask, "Why do you think Otis is thankful for hard work?" (*He likes it; he's a tractor so he likes to work*)
 - After reading "games," ask, "What games do YOU like to play?"
 - After reading "faith," say, "I'm thankful for God and for Jesus, too!"

PROVIDING TIME FOR FUN INTERACTION
15 MINUTES

MADE TO MOVE

an activity that increases the oxygen in the brain and taps into the energy in the body



2. OPENING ACTIVITY

WHAT YOU NEED: Hula hoops or similar markers, prepared paper plates or paper

WHAT YOU DO:

- Lead kids in a game that's a mash-up of musical chairs and sardines.
- Set the 12 hula hoops in a large circle.
- Number the hoops like a clock with the numbered plates or paper.
- Explain to the kids that you're going to play a silly game like musical chairs except with hula hoops and they'll pretend to be animals.
- Show the kids the hula hoops set out like a clock.
- Count out the numbers 1 through 12 around the clock by saying, "One o' clock, two o' clock, three o' clock," etc.
- Instruct kids to stand around the circle.
- When the game starts, kids walk clockwise around the outside of the hula hoops.
- While they walk around the circle, you'll say a poem.
- In the poem, you will say the name of an animal and an hour of time.
- When you name the animal, the kids should start moving like that animal moves.
- When you name the hour of time, the kids scurry, hop, or move like their animal moves to the number you named while still moving clockwise around the circle.
- Kids should try to stand inside the hoop. If there's not enough room, the kids can touch it with their feet.
- Before you start the game, share the poem with the kids.
Hickory, Dickory, Dock, the [animal's name]
[animal's movement] up the clock.
The clock struck [hour] . . . (pause)
the [animal's name, animal's movement] down.
Hickory dickory dock.
- Play the game.
- Possible animals and movements include: mouse/ran; frog/hopped; bear/lumbered; snake/slithered; snail/slid; caterpillar/crawled.
- As soon as each kid has gotten to the correct hour, finish the rhyme.
- Direct the kids to spread out around the clock for another round of the game.
- Vary the speed that you say the rhyme for more fun!

TODAY'S BIBLE STORY

**Always Something
There to Remind Me**
Give Thanks No Matter
What Happens
1 Thessalonians 5:18

TODAY'S BOTTOM LINE

**You always have something
to be grateful for.**

MONTHLY MEMORY VERSE

**Give thanks to the Lord,
because he is good. His faithful
love continues forever.**
Psalm 136:1, NIV

MONTHLY LIFE APP

**Gratitude—Letting others know
you see how they've helped you**

BASIC TRUTH

I can trust God no matter what.

WHAT YOU SAY:

"That was fun! You guys made great mice, bears, and caterpillars! And awesome job finding the right hour on the hula hoop clock! You guys are great with telling time! **[Transition] Let's go to Large Group where we'll hear about something that there's ALWAYS time to do. Let's go learn more."**

Lead your group to the Large Group area.



CREATING A SAFE PLACE TO CONNECT
25 MINUTES

MADE TO IMAGINE

an activity that promotes empathy and facilitates concrete application through role-play and reenactment



1. ALWAYS GRATEFUL

[TALK ABOUT GOD | BIBLE STORY REVIEW]

WHAT YOU NEED: "Always Grateful: Green" and "Always Grateful: Red" Activity Pages, hula hoops, prepared index cards, prepared die, upbeat worship music

WHAT YOU DO:

- Lead kids in a game that's similar to "Four Corners."
- Set the hula hoops in three "corners" of the space you have available and number them 1-3 with an index card in each hoop.
- Put the red and green "Always Grateful" cards face down in the middle of the area between the hoops. (You can set them on a chair or small table to help keep kids from accidentally disturbing them.)
- Instruct kids to walk around while the music plays.
- When the music stops, they should quickly move to one of the three hula hoops where they will practice being grateful.
 - Play the music, guiding kids to roam around the room.
 - Stop the music, leading kids to quickly move to the hula hoop of their choice.
 - Once the kids are in a hula hoop, roll the die.
 - Call out the number and color rolled.
 - Invite a kid from that number's "corner" to choose the an "Always Grateful" card in the color that was rolled on the die.
 - Read the card aloud, or if one of the kids reads well and wants to, invite them to read.
 - Ask the kids in that hoop to name way(s) they could be thankful or show thanks in the situation that was read.
 - If kids are stuck for ideas, ask guiding questions to help them come up with an idea.
 - As kids play, emphasize the truth that **you always have something to be grateful for.**

TODAY'S BIBLE STORY

**Always Something
There to Remind Me**
Give Thanks No Matter
What Happens
1 Thessalonians 5:18

TODAY'S BOTTOM LINE

**You always have something
to be grateful for.**

MONTHLY MEMORY VERSE

**Give thanks to the Lord,
because he is good. His faithful
love continues forever.**
Psalm 136:1, NIV

MONTHLY LIFE APP

**Gratitude—Letting others know
you see how they've helped you**

BASIC TRUTH

I can trust God no matter what.

WHAT YOU SAY:

"If we take time to think, we can ALWAYS find something to be grateful for, even if we are sad. (Restate some of the scenarios and ideas from the game.) We can say it this way: **you always have something to be grateful for.** Because no matter what happens, we can be thankful that God made us. We can be thankful that God loves us more than we can imagine, and we can be thankful that God will NEVER stop loving us. He will never stop loving . . . (make eye contact with each child as you say their name—with a smile!). So, remember, **you always have something to be grateful for.**"

MADE TO PLAY

an activity that encourages learning through following guidelines and/or working as a group



*2. T-H-A-N-K

[LIVE FOR GOD | APPLICATION ACTIVITY]

WHAT YOU NEED: "T-H-A-N-K Game Board," "T-H-A-N-K Pictures," and "Thank You, God!" the Activity Pages

WHAT YOU DO:

- Play a game similar to "Bingo" with the kids.
- Give each kid a "T-H-A-N-K Game Board" and a set of "T-H-A-N-K Pictures."
- Invite kids to put the nine pictures wherever they'd like on their game board so there is one picture in each square.
- Give each kid nine "Thank You, God!" cards.
- Explain to the kids that you're going to read about something that could happen in their life.
- They should search their game boards for the picture you describe and put a "Thank You, God!" card over it.
- When they get three "Thank You, God!" cards in a row (horizontally, vertically, or diagonally) on their boards, instruct them to shout, "Thank You, God!" Kids might shout, "Thank You, God!" several times—that's what you want!
- Keep playing until you've read every scenario.
- Read one of the scenarios below.
 - Your best friend is moving. With God's help, you choose to be thankful that you can still Facetime with her.
 - Your parents agree to let you have a puppy!
 - You break your arm and miss playing in the big game. With God's help, you choose to be thankful that you can still go to the game and cheer for your friends.
 - Your mom is really sick and can't leave the house. With God's help, you're thankful for all the people who help your family by sending cards and making meals.
 - Your stepdad makes your favorite meal for supper.
 - Your grandparents say that your friend can spend the night.
 - You have a hard time learning addition as quickly as your friends. With God's help, you're thankful that you're learning a little bit more each week.
 - All your friends come to your birthday party!
 - You don't get what you wanted for Christmas, but you're thankful for the presents that you do get.

TODAY'S BIBLE STORY

Always Something There to Remind Me
Give Thanks No Matter What Happens
1 Thessalonians 5:18

TODAY'S BOTTOM LINE

You always have something to be grateful for.

MONTHLY MEMORY VERSE

Give thanks to the Lord, because he is good. His faithful love continues forever.
Psalm 136:1, NIV

MONTHLY LIFE APP

Gratitude—Letting others know you see how they've helped you

BASIC TRUTH

I can trust God no matter what.

WHAT YOU SAY:

"The Bible tells us to 'Give thanks no matter what happens.' Giving thanks is being grateful. Sometimes it's easy to be grateful, and sometimes it's harder. Would it be easy or hard for you to be grateful if your mom was sick? Would it be easy or hard for you to be grateful if you got what you wanted for Christmas? (Name a few more of the scenarios that are particularly relevant for your group.)



WEEK
ONE
NOVEMBER 2020

SMALL GROUP
K-1

PRELUDE SOCIAL STORY WORSHIP GROUPS HOME

CREATING A SAFE PLACE TO CONNECT
25 MINUTES

(* 2. T-H-A-N-K, CONTINUED)

[Make It Personal] (Share about a kid-appropriate time when you chose to be thankful even though it was difficult to do. Maybe you didn't get chosen to be on a team, you lost something that was special, or you had something sad happen to you. Tell the kids how you felt, how you chose to be grateful, and how God helped you.)

“When it IS hard to be thankful, we can ask God to help us think about the things that we CAN be grateful for. We can be grateful for our families, our friends, and especially for the fact that God loves us, no matter what! What else can we be grateful for? (*food, church, school, the Bible*) So remember, **you always have something to be grateful for.**”



CREATING A SAFE PLACE TO CONNECT
25 MINUTES

MADE TO MOVE

an activity that increases the oxygen in the brain and taps into the energy in the body



3. THANK YOU TAG
[HEAR FROM GOD | MEMORY VERSE ACTIVITY]
WHAT YOU NEED: Bibles

WHAT YOU DO:
• Help kids look up and “read” the memory verse using the Bible navigation tips below.

TODAY’S BIBLE STORY

Always Something There to Remind Me
Give Thanks No Matter What Happens
1 Thessalonians 5:18

Finding verses with kindergartners: Guide children to open the Bibles to the marked page. Point to the word Psalms at the top of the page as you say, “Psalms.” Then, guide children to find the big number 136 (1-3-6) on the page. Explain that this is the chapter number. Finally, guide them to look under the big 136 for the little 1; this is the verse number. Tell them to leave their finger on the verse as you read the verse aloud. Then, lead everyone to say the verse together.

TODAY’S BOTTOM LINE

You always have something to be grateful for.

Finding verses with 1st graders: Guide them to open their Bibles to the front and find the table of contents. (Hold up a Bible opened to the table of contents to show the kids what the page looks like.) When the kids find the table of contents, lead them to find Psalms in the list under “Old Testament.” You can help by telling them that Psalms starts with the letters P-S. When the kids find Psalms, lead them to look at the page number beside the word. Explain that the number tells them on what page they can find Psalms. Help the kids find the page. When they find Psalms, explain that the big numbers on the page are the chapter numbers. Help them find chapter 136. Explain that the small numbers are verse numbers. Help them find verse 1 in chapter 136.

MONTHLY MEMORY VERSE

Give thanks to the Lord, because he is good. His faithful love continues forever.
Psalm 136:1, NIV

- Explain to the kids that you’re going to play a game of “Thankful Tag.”
- Guide kids to spread out around your environment.
- Choose one kid to be the “tagger” and chase the other kids.
- To make the game safer, instruct kids to walk, tiptoe, or move in slow motion.
- When the “tagger” tags a player, that kid must say, “Thank you” and freeze with their arms spread apart like the letter “T.”
- They are unfrozen only when another player pushes their arms down by their side and the kid calls out, “Thank you!”
- Change the “tagger” throughout the game so that each kid has a chance to tag others.
- If you have a large group, choose two or three kids to be the “taggers”.

MONTHLY LIFE APP

Gratitude—Letting others know you see how they’ve helped you

BASIC TRUTH

I can trust God no matter what.

WHAT YOU SAY:
“God wants us to be thankful no matter what happens, whether it’s something that seems good or something that seems not-so-good. In our game, it was fun to say thank you for the not-so-good thing of being tagged, but EVERY DAY we can say thank You to God for the good and not-so-good things, too.”

“When it’s hard to be thankful, we can always thank God because Jesus loves us, and He will always be with us. So remember, ‘Give thanks no matter what



WEEK
ONE
NOVEMBER 2020

SMALL GROUP
K-1

PRELUDE **SOCIAL** **STORY** **WORSHIP** **GROUPS** **HOME**

CREATING A SAFE PLACE TO CONNECT
25 MINUTES

(3. THANK YOU TAG, CONTINUED)

happens. God wants you to thank him because you believe in Christ Jesus.' (1 Thessalonians 5:18, NIV) It's true—**you always have something to be grateful for!**"

MADE TO REFLECT

an activity that creates space
for personal processing
and application

**4. PRAY AND DISMISS**
[PRAY TO GOD | PRAYER ACTIVITY]**WHAT YOU NEED:** No supplies needed**WHAT YOU DO:**

- Explain to the kids that you're going to teach them hand motions to help them remember part of this month's memory verse from the Bible.
- Teach kids motions for the phrase: *His faithful love continues forever.*
His (point to heaven)
faithful love (cross your arms over your chest with your hands in loose fists)
continues forever (stretch your arms and hands straight out in front of you with palms facing each other).

WHAT YOU SAY:

"The Bible tells us to 'give thanks no matter what.' We can give thanks no matter what because God is good, God is faithful, and He loves us more than we can imagine. His love for us will NEVER stop! Let's thank God for Who He is and for His never-ending love."

- Tell the kids that you're going to pray in a special way with words from the Bible.
- You're going to speak a sentence from the Bible out loud. After you read it, the kids will say, "His faithful love continues forever," doing the hand motions they learned.
- Lead kids in a responsive prayer using the verses below: Psalm 136: 1-4, 23, 26 (NirV).

LEADER: "Give thanks to the Lord, because he is good."**KIDS:** "His faithful love continues forever." (with motions each time)**LEADER:** "Give thanks to the greatest God of all."**KIDS:** "His faithful love continues forever."**LEADER:** "Give thanks to the most powerful Lord of all."**KIDS:** "His faithful love continues forever."**LEADER:** "Give thanks to the only one who can do great miracles."**KIDS:** "His faithful love continues forever."**LEADER:** "Give thanks to the God who remembered us when things were going badly."**TODAY'S BIBLE STORY**

**Always Something
There to Remind Me**
Give Thanks No Matter
What Happens
1 Thessalonians 5:18

TODAY'S BOTTOM LINE

**You always have something
to be grateful for.**

MONTHLY MEMORY VERSE

**Give thanks to the Lord,
because he is good. His faithful
love continues forever.**
Psalm 136:1, NirV

MONTHLY LIFE APP

**Gratitude—Letting others know
you see how they've helped you**

BASIC TRUTH

I can trust God no matter what.



WEEK
ONE
NOVEMBER 2020

SMALL GROUP
K-1

PRELUDE SOCIAL STORY WORSHIP GROUPS HOME

CREATING A SAFE PLACE TO CONNECT
25 MINUTES

(4. PRAY AND DISMISS, CONTINUED)

KIDS: *"His faithful love continues forever."*

LEADER: *"Give thanks to the God of heaven."*

KIDS: *"His faithful love continues forever."*

As adults arrive to pick up, encourage kids to share today's **you always have something to be grateful for.**



GETTING READY

HERE'S EVERYTHING YOU NEED TO KNOW TO GET READY FOR THIS WEEK

SOCIAL: PROVIDING TIME FOR FUN INTERACTION (15 MINUTES)

Welcome kids and spend time engaging in conversation and catching up. Get ready to experience today's story.
(Choose one or both of these activities.)

In the Prelude folder of your curriculum, you'll find a general summary of Social Distancing Recommendations. Please refer to this document so you can plan your Small Group experience with health and safety in mind.

1. EARLY ARRIVER

Made to Imagine: an activity that promotes empathy and facilitates concrete application through role-play and reenactment

WHAT YOU NEED:

- Offering container
- Book or books about thankfulness. Examples: *The Thank You Book* by Mo Willems, *Thankful* by Eileen Spinelli, *Otis Gives Thanks* by Loren Long, or another age-appropriate book about thankfulness. You can check out books or e-books from your library if none are available at your setting.

NOTE: Keep the book(s) to use in Week 2.

2. OPENING ACTIVITY

Made to Move: an activity that increases the oxygen in the brain and taps into the energy in the body

WHAT YOU NEED:

- 12 hula hoops (If hoops aren't feasible for your environment, provide fun foam squares, carpet squares, or other large visual markers.)
- 12 paper plates or pieces of paper
- Thick marker
 - Number the plates or paper 1 to 12 with large, bold numbers.

GROUPS: CREATING A SAFE PLACE TO CONNECT (25 MINUTES)

Create a safe place to connect and learn how the Bible story applies to real life experiences, through interactive activities

and discussion questions.

(Choose as many of these activities as you like.)

** If you don't have time to do all these activities, be sure to do activity #2.*

1. ALWAYS GRATEFUL

[TALK ABOUT GOD | BIBLE STORY REVIEW]

Made to Imagine: an activity that promotes empathy and facilitates concrete application through role-play and reenactment

WHAT YOU NEED:

- Print the "Always Grateful: Green" Activity Pages onto green cardstock and cut apart; one for each group
- Print the "Always Grateful: Red" Activity Pages onto red cardstock and cut apart; one for each group
- Green and red cardstock
- Three hula hoops
- Three index cards; numbered 1-3
- Permanent marker
- Die
- Red and green dot stickers (If you can't find dot stickers, you can use small pieces of colored paper and tape.)
 - Number three red dot stickers 1-3 and three green dot stickers 1-3 (or the colored paper pieces). Attach (or tape) one sticker to each side of the die
- Upbeat worship music

*2. T-H-A-N-K

[LIVE FOR GOD | APPLICATION ACTIVITY]

Made to Play: an activity that encourages learning through following guidelines and/or working as a group

WHAT YOU NEED:

- Print the "T-H-A-N-K Game Board" Activity Page; one for each kid
- Print the "T-H-A-N-K Pictures" Activity Page and cut apart; one for each kid
- Print the "Thank You, God" Activity Page on colored paper and cut apart; one for each kid
- Paper
- Colored paper
- Scissors



WEEK
ONE
NOVEMBER 2020

SMALL GROUP
K-1

PRELUDE SOCIAL STORY WORSHIP GROUPS HOME

GETTING READY

HERE'S EVERYTHING YOU NEED TO KNOW TO GET READY FOR THIS WEEK

3. THANK YOU TAG

[HEAR FROM GOD | MEMORY VERSE ACTIVITY]

Made to Move: an activity that increases the oxygen in the brain and taps into the energy in the body

WHAT YOU NEED:

- Bibles; for kindergarteners, mark Bibles at Psalm 136

4. PRAY AND DISMISS

[PRAY TO GOD | PRAYER ACTIVITY]

Made to Reflect: an activity that creates space for personal processing and application

WHAT YOU NEED:

- No supplies needed

HOME: PROMPTING ACTION BEYOND THE EXPERIENCE

- Print on cardstock or email this week's GodTime devotionals and Parent Cue cards.
- Tell parents about our additional family resources: **Studio252.tv** and the **Parent Cue app**.

**When you get home
from school, you find that
your stepmom made your
favorite cookies. How can
you thank her?**

**Your family gives you a
surprise birthday party.
All your friends are there.
How can you say thank you?**

**You get the toy that
you want for Christmas.
How can you say thank you?**

**Your sister helps cheer
you up when you're sad. How
can you say thank you?**

What to Do:

Print on green cardstock and cut apart. Provide one set for each small group.

You get sick and missed going to your friend's birthday party.

How can you be thankful?

(I can thank God that I have good friends; I can thank God for medicine to help me feel better; I can thank God that He can help me get better so I can see my friends soon.)

Your best friend isn't in your class this year. How can you be thankful?

(I can be thankful that I see them at recess/PE/on the bus; I can be thankful for making new friends.)

You have a hard time learning to read when it seems easy for your other friends. How can you be thankful?


(I can be thankful that I'm learning new words every day; I can be thankful that I can read more than I used to read.)

You don't get the toy that you wanted for Christmas, but you do get some toys. How can you be thankful?

(I can be thankful for the toys I do get; I can be thankful for my family; I can be thankful for Jesus.)

WHAT TO DO:

Print on red cardstock and cut apart. Provide one set for each small group.



What to Do:
Print one page for each kid.



What to Do:

Print and cut apart. Provide one set for each kid.

Thank You, God!

Thank You, God!

Thank You, God!

Thank You, God!

Thank You, God!

Thank You, God!

Thank You, God!

Thank You, God!

Thank You, God!

Thank You, God!

Thank You, God!

Thank You, God!

Thank You, God!

Thank You, God!

Thank You, God!

Thank You, God!

Thank You, God!

Thank You, God!

WHAT TO DO:

Print on colored paper and cut apart. Provide nine cards for each kid.

Bible Story Outline

Always Something There to Remind Me (Give Thanks No Matter What Happens) • 1
Thessalonians 5:18

SETTING UP THE STORY

- 1 Thessalonians: a letter that Paul wrote to the Jesus-followers in Thessalonica
- Paul wanted to encourage the Thessalonians to keep spreading the news about Jesus
- **1 Thessalonians 5:18**
- Give thanks *no matter what happens*

DON'T FORGET ABOUT GOD

- There are always things in our lives that are challenging or stressful
- At the same time, there are always things we can be thankful for
- One thing is always true: God is with us
- We can take time to talk to God and thank Him—when we feel overwhelmed, when things are great, or when it's an ordinary day
- We know we SHOULD be grateful, but sometimes we forget
- (Personal story)

THE DIFFERENCE JESUS MAKES

- **1 Thessalonians 5:18**
- *God wants you to thank him because you believe in Christ Jesus*
- If we believe in Jesus, then we have faith that can keep us strong
- Jesus lived a perfect life
- He gave His life on the cross so we could have a relationship with God that will last forever
- (Small Group Leader stories)

GRATITUDE 24/7

- God's love for us is constant
- If we remember that God is with us, and if we put our faith in Jesus, we can be grateful no matter what happens
- Through the good times and the bad, we can choose to stop and think about what we know is true: God loves us so much that He sent Jesus to be our Savior
- (Kids' shout-outs)

WRAPPING UP THE STORY

- God is always the same
- He sent Jesus for us—and nothing can ever take that away
- Stop and talk to God
- Remember what's always true
- **BL: You always have something to be grateful for.**
- Your relationship with God will bring you joy



TODAY'S SUGGESTED SCHEDULE

TODAY'S BIBLE STORY

**Always Something
There to Remind Me**
Give Thanks No Matter
What Happens
1 Thessalonians 5:18

TODAY'S BOTTOM LINE

You always have something
to be grateful for.

MONTHLY MEMORY VERSE

Give thanks to the Lord,
because he is good. His faithful
love continues forever.
Psalm 136:1, NIV

MONTHLY LIFE APP

Gratitude—Letting others know
you see how they've helped you

BASIC TRUTH

I can trust God no matter what.

PRELUDE: Setting the tone for the experience

See the **Getting Ready** pages at the end of this document for a detailed description of what you'll need for today. In the **Prelude** folder of your curriculum, you'll find a variety of other resources to help you prepare.

SMALL GROUP

15
MIN

SOCIAL: Providing time for fun interaction

Early Arriver
Opening Activity

LARGE GROUP

35
MIN

STORY: Communicating God's truth in engaging ways WORSHIP: Inviting people to respond to God

Welcome/Opener
Worship ("Thank You God" from *Can't Stop Won't Stop*,
"[I Want to Say] Thank You" from *This Love*)
Bible Story
Bottom Line
Prayer
Closer

SMALL GROUP

25
MIN

GROUPS: Creating a safe place to connect

Bible Story Review: Give Thanks
Application Activity: Ups and Downs
Memory Verse Activity: Shout it Out
Prayer Activity: Pray and Dismiss

HOME: Prompting action beyond the experience

Parent Cue Card (print or email)
GodTime devotional for kids
Studio252.tv
Parent Cue App



PRELUDE SOCIAL STORY WORSHIP GROUPS HOME

PROVIDING TIME FOR FUN INTERACTION
15 MINUTES

MADE TO CONNECT

an activity that invites kids to share and collaborate with others while growing their understanding



Before kids arrive, take a few moments to pray for them. Start by talking to God about a few things you're grateful for. Then, pray that God would help you lead your few whose families are struggling right now. Pray for God to give you wisdom as you help share the message that even in hard times, there's always something to be grateful for. Pray also for the kids who aren't in hard situations. Ask God to help those kids be thankful for the regular, everyday stuff of life.

TODAY'S BIBLE STORY

Always Something There to Remind Me
Give Thanks No Matter What Happens
1 Thessalonians 5:18

TODAY'S BOTTOM LINE

You always have something to be grateful for.

MONTHLY MEMORY VERSE

Give thanks to the Lord, because he is good. His faithful love continues forever.
Psalm 136:1, NIV

MONTHLY LIFE APP

Gratitude—Letting others know you see how they've helped you

BASIC TRUTH

I can trust God no matter what.

1. EARLY ARRIVER

WHAT YOU NEED: "Megaphone" Activity Page, offering container, scissors

WHAT YOU DO:

- Welcome kids by name as they arrive. Let them know you're grateful they are there!
- Invite kids to put their offering in the offering container as they arrive.
- Give kids a "Megaphone" Activity Page and scissors.
- Instruct kids to cut out the megaphones.
- Allow kids to cut out as many megaphones as time allows. Explain that the group will be using the megaphones throughout the month.
- As kids cut, ask:
 - Have you ever used a megaphone? Have you ever heard someone use a megaphone? If so, when? What was it like?
 - When are times that people shout? What if your friend isn't paying attention to where they're going, and they're about to run into a pole? Or what if it's your best friend's surprise birthday party, and it's time for everyone to jump out and surprise them?



PRELUDE SOCIAL STORY WORSHIP GROUPS HOME

PROVIDING TIME FOR FUN INTERACTION
15 MINUTES

MADE TO PLAY

an activity that encourages learning through following guidelines and/or working as a group



2. OPENING ACTIVITY

WHAT YOU NEED: Paper and pen

WHAT YOU DO:

- Tell the kids that you're going to play a game.
 - You'll shout out a letter of the alphabet, and they'll shout back an object that starts with that letter.
 - The first kid who names an object gets a point.
 - After playing several times, the kid with the most points wins.
- Shout out a letter of the alphabet.
- Award a point to the first kid to shout out an object that starts with that letter. Keep track of points on your paper.
- Play several rounds.
- After several rounds, declare the kid with the most points the winner.

WHAT YOU SAY:

"Sometimes, it's fun to shout! And it can be fun to shout out silly and random words. **[Transition] Did you know there's something worth shouting about all the time? Let's head to Large Group to hear about it."**

Lead your group to the Large Group area.

TODAY'S BIBLE STORY

Always Something There to Remind Me
Give Thanks No Matter What Happens
1 Thessalonians 5:18

TODAY'S BOTTOM LINE

You always have something to be grateful for.

MONTHLY MEMORY VERSE

Give thanks to the Lord, because he is good. His faithful love continues forever.
Psalm 136:1, NIV

MONTHLY LIFE APP

Gratitude—Letting others know you see how they've helped you

BASIC TRUTH

I can trust God no matter what.



CREATING A SAFE PLACE TO CONNECT
25 MINUTES

MADE TO CREATE

an activity that explores ideas through the process of drawing, building, designing, and problem-solving



1. GIVE THANKS

[TALK ABOUT GOD | BIBLE STORY REVIEW]

WHAT YOU NEED: Prepared yarn or ball of yarn, scissors, and Bibles

WHAT YOU DO:

- Set out prepared yarn pieces or set out yarn and scissors.
- Tell kids to cut a piece of yarn about 24 inches long.
- Encourage kids to use the yarn to make a shape or outline of something they are grateful for.
- Challenge the kids to guess what each kid has "drawn."
- Give kids a Bible.
- Look up 1 Thessalonians 5:18 and read it out loud.

TODAY'S BIBLE STORY

Always Something There to Remind Me
Give Thanks No Matter What Happens
1 Thessalonians 5:18

WHAT YOU SAY:

"You came up with a lot to be grateful for! No matter what, you can give thanks to God for the things He gave you to enjoy, for the skills or talents He has given you, and for the people in your life. But most importantly, you can give thanks to God for sending Jesus so you can have a relationship with Him now and forever. He is with you, no matter what you're going through. When you have Jesus in your life, **you always have something to be grateful for.**"

TODAY'S BOTTOM LINE

You always have something to be grateful for.

MONTHLY MEMORY VERSE

Give thanks to the Lord, because he is good. His faithful love continues forever.
Psalm 136:1, NIV

MONTHLY LIFE APP

Gratitude—Letting others know you see how they've helped you

BASIC TRUTH

I can trust God no matter what.



CREATING A SAFE PLACE TO CONNECT
25 MINUTES

MADE TO PLAY

an activity that encourages learning through following guidelines and/or working as a group



***2. UPS AND DOWNS**

[LIVE FOR GOD | APPLICATION ACTIVITY]

WHAT YOU NEED: "Game Board," "Shout-Out Tiles," "Arrow Tiles," "Start/End Game Tiles," "UP Cards," and "Down Cards" Activity Pages, and die

WHAT YOU DO:

- Lay out the printed "Tiles" and blank cardstock on the floor as shown in the "Game Board" Activity Page.
- Line kids up at the "Start Tile." Depending on the size of your group, kids can pair up to play the game.
- Instruct kids to take turns rolling the die and moving the corresponding number of spaces on the Game Board.
- If kids land on a space with:
 - A megaphone—Shout-out one thing they're grateful for.
 - An UP arrow—Draw and read an "UP Card." An "UP Card" contains a scenario where things are going well. All "UP Cards" instruct kids to move ahead two spaces.
 - A DOWN arrow—Draw a "DOWN Card." A "DOWN Card" contains a scenario where things aren't going well. All "DOWN Cards" instruct kids to move back two spaces.

• The first kid to reach the "Finish Tile" wins.
NOTE: All the "UP Cards" and "DOWN Cards" move kids to a "megaphone" space. Therefore, every time a card is drawn, kids will end up shouting out something they're grateful for.

WHAT YOU SAY:

"Life is filled with ups and downs. There are times when things are going well, and times when things are not going well. It's easier to give thanks when everything is going well—when you and your friends are getting along, when you're getting good grades, or when everyone in your family is happy and healthy. It can be hard to remember to be grateful when things aren't so good—when there is drama with your friends, you're struggling at school, or when you are lonely or sad. But God wants you to remember **you always have something to be grateful for**. No matter what happens around you, no matter what ups and downs you experience, God loves you and He is always with you, through the good times and the tough times."

[Make it Personal] (Share about a time when things weren't going well and what you were grateful for during that time. How did finding something to be grateful for help you get through that hard time?)

TODAY'S BIBLE STORY

Always Something There to Remind Me
Give Thanks No Matter What Happens
1 Thessalonians 5:18

TODAY'S BOTTOM LINE

You always have something to be grateful for.

MONTHLY MEMORY VERSE

Give thanks to the Lord, because he is good. His faithful love continues forever.
Psalm 136:1, NIV

MONTHLY LIFE APP

Gratitude—Letting others know you see how they've helped you

BASIC TRUTH

I can trust God no matter what.



PRELUDE SOCIAL STORY WORSHIP GROUPS HOME

CREATING A SAFE PLACE TO CONNECT
25 MINUTES

MADE TO MOVE

an activity that increases the oxygen in the brain and taps into the energy in the body



3. SHOUT IT OUT

[HEAR FROM GOD | MEMORY VERSE ACTIVITY]

WHAT YOU NEED: Bibles, "Psalm 136:1 Cards," masking tape, scissors

WHAT YOU DO:

- Give kids a Bible.
- Using the navigation tips below, help kids find Psalm 136:1 and read it out loud.
- Give each kid a set of "Psalm 136:1 Cards" and a pair of scissors.
- Tell kids to cut apart the cards by cutting along the dashed lines.
- Collect all of the "Psalm 136:1 Cards."
- Create a starting line with masking tape.
- Shuffle the "Psalm 136:1 Cards" (there will be several sets mixed up).
- Place them on the opposite side of the environment from the starting line.
- Line kids up on the starting line.
- Kids will run (or select a different way for kids to move like hop, skip, or roll) to the cards, select one card, and return to the starting line.
- Kids place the card on the starting line and race back to get another card.
- The first kid to collect one of each of the four cards, place them in the correct order, and shout out the verse, wins.

TODAY'S BIBLE STORY

Always Something There to Remind Me
Give Thanks No Matter What Happens
1 Thessalonians 5:18

TODAY'S BOTTOM LINE

You always have something to be grateful for.

MONTHLY MEMORY VERSE

Give thanks to the Lord, because he is good. His faithful love continues forever.
Psalm 136:1, NIV

MONTHLY LIFE APP

Gratitude—Letting others know you see how they've helped you

BASIC TRUTH

I can trust God no matter what.

Finding verses with 2nd and 3rd graders: Guide them to open their Bibles to the front and find the table of contents. (Hold up a Bible opened to the table of contents to show the kids what the page looks like.) When the kids find the table of contents, lead them to find Psalms in the list under "Old Testament." When the kids find Psalms, lead them to look at the page number beside the word. Explain that the number tells them on what page they can find Psalms. Help the kids find the page. When they find Psalms, explain that the big numbers on the page are the chapter numbers. Help them find chapter 136. Explain that the small numbers are verse numbers. Help them find verse 1 in chapter 136.

WHAT YOU SAY:

"Things are always changing around us. The weather is always changing—you're ready to go outside to play then it starts to rain. Maybe you're going to fly a kite and the wind dies down. Relationships can change—you hung out with your best friend all the time until they moved to a different town. Maybe the kids you hung out with in kindergarten are not the same kids you hang out with now. But even when things change around you, **you always have something to be grateful for.** God doesn't change! He is always good. He always loves us. And that is something **you always have something to be grateful for.**"



CREATING A SAFE PLACE TO CONNECT
25 MINUTES

MADE TO REFLECT

an activity that creates space for personal processing and application



4. PRAY AND DISMISS
[PRAY TO GOD | PRAYER ACTIVITY]

WHAT YOU NEED: Megaphones from "Early Arriver," poster board, tape, scissors, and markers

WHAT YOU DO:

- Set out the megaphones kids cut out during "Early Arriver."
 - If you didn't have time to cut out the "megaphones" earlier, give each kid a pair of scissors and instruct them to cut out a few now.
 - Set out the markers.
 - Encourage kids to write a "SHOUT-OUT" to God thanking Him for who He is on their megaphones.
 - Prompt kids to finish the sentence "Thank You God for being . . ."
 - Encourage kids to share their "SHOUT-OUTS" with the group.
 - Tell kids to tape their "SHOUT-OUTS" on the "GRATITUDE SHOUT-OUTS" sign.
- NOTE: If you use the K5 version of live Large Group, and if it makes sense in your environment, add the shout-outs to the display from Large Group.*
- Challenge kids to notice ways people have helped them this coming week and encourage kids to thank those people for their help.
 - Close with prayer.

TODAY'S BIBLE STORY

Always Something There to Remind Me
Give Thanks No Matter What Happens
1 Thessalonians 5:18

TODAY'S BOTTOM LINE

You always have something to be grateful for.

MONTHLY MEMORY VERSE

Give thanks to the Lord, because he is good. His faithful love continues forever.
Psalm 136:1, NIV

MONTHLY LIFE APP

Gratitude—Letting others know you see how they've helped you

BASIC TRUTH

I can trust God no matter what.

WHAT YOU SAY:

"You always have something to be grateful for. God loves you all the time, and it's important to give thanks to God for His love and who He is. We'll continue to be grateful all month. Each week, you'll get an opportunity to add "SHOUT-OUTS" to our wall, so be on the look out for something you can be grateful for. Let's pray by giving God a "SHOUT-OUT."

"God, You are amazing! Thank You for never changing! Thank You for always being good and always being faithful. Thank You for loving us. Most importantly, thank You for Jesus. Amen!"

As adults arrive to pick up, ask kids to tell them something they are grateful for.



PRELUDE

SOCIAL

STORY

WORSHIP

GROUPS

HOME

GETTING READY

HERE'S EVERYTHING YOU NEED TO KNOW TO GET READY FOR THIS WEEK

SOCIAL: PROVIDING TIME FOR FUN INTERACTION (15 MINUTES)

Welcome kids and spend time engaging in conversation and catching up. Get ready to experience today's story.

(Choose one or both of these activities.)

In the Prelude folder of your curriculum, you'll find a general summary of Social Distancing Recommendations. Please refer to this document so you can plan your Small Group experience with health and safety in mind.

1. EARLY ARRIVER

Made to Connect: an activity that invites kids to share and collaborate with others while growing their understanding

WHAT YOU NEED:

- Print the "Megaphone" Activity Page; one for each kid
- Offering container
- Scissors for each kid

2. OPENING ACTIVITY

Made to Play: an activity that encourages learning through following guidelines and/or working as a group

WHAT YOU NEED:

- Paper
- Pen

GROUPS: CREATING A SAFE PLACE TO CONNECT (25 MINUTES)

Create a safe place to connect and learn how the Bible story applies to real life experiences, through interactive activities and discussion questions.

(Choose as many of these activities as you like.)

** If you don't have time to do all these activities, be sure to do activity #2.*

1. GIVE THANKS

[TALK ABOUT GOD | BIBLE STORY REVIEW]

Made to Create: an activity that explores ideas through the process of drawing, building, designing, and problem-solving

WHAT YOU NEED:

- Ball of yarn cut into 24-inch pieces; one for each kid
- Scissors
- Bibles

*2. UPS AND DOWNS

[LIVE FOR GOD | APPLICATION ACTIVITY]

Made to Play: an activity that encourages learning through following guidelines and/or working as a group

WHAT YOU NEED:

- Print the "Game Board" Activity Page; one for each small group
- Print the "Shout-Out Tiles" Activity Page on cardstock; four for each small group
- Print the "Arrow Tiles" Activity Pages onto cardstock; two sets (four arrows) for each group
- Print the "Start/Finish Game Tiles" Activity Pages onto cardstock; one set for each group
- Print the "UP Cards" Activity Page and cut apart; one set for each group
- Print the "DOWN Cards" Activity Page and cut apart; one set for each group
- Scissors
- Die

3. SHOUT IT OUT

[HEAR FROM GOD | MEMORY VERSE ACTIVITY]

Made to Move: an activity that increases the oxygen in the brain and taps into the energy in the body

WHAT YOU NEED:

- Print the "Psalm 136:1 Cards" Activity Page and cut the middle line to separate the sets. Provide one set for each kid
- Scissors for each kid (Kids will cut apart the cards.)
- Bibles
- Masking tape

4. PRAY AND DISMISS

[PRAY TO GOD | PRAYER ACTIVITY]

Made to Reflect: an activity that creates space for personal processing and application



WEEK
ONE
NOVEMBER 2020

SMALL GROUP
2-3

PRELUDE SOCIAL STORY WORSHIP GROUPS HOME

GETTING READY





HERE'S EVERYTHING YOU NEED TO KNOW TO GET READY FOR THIS WEEK

WHAT YOU NEED:

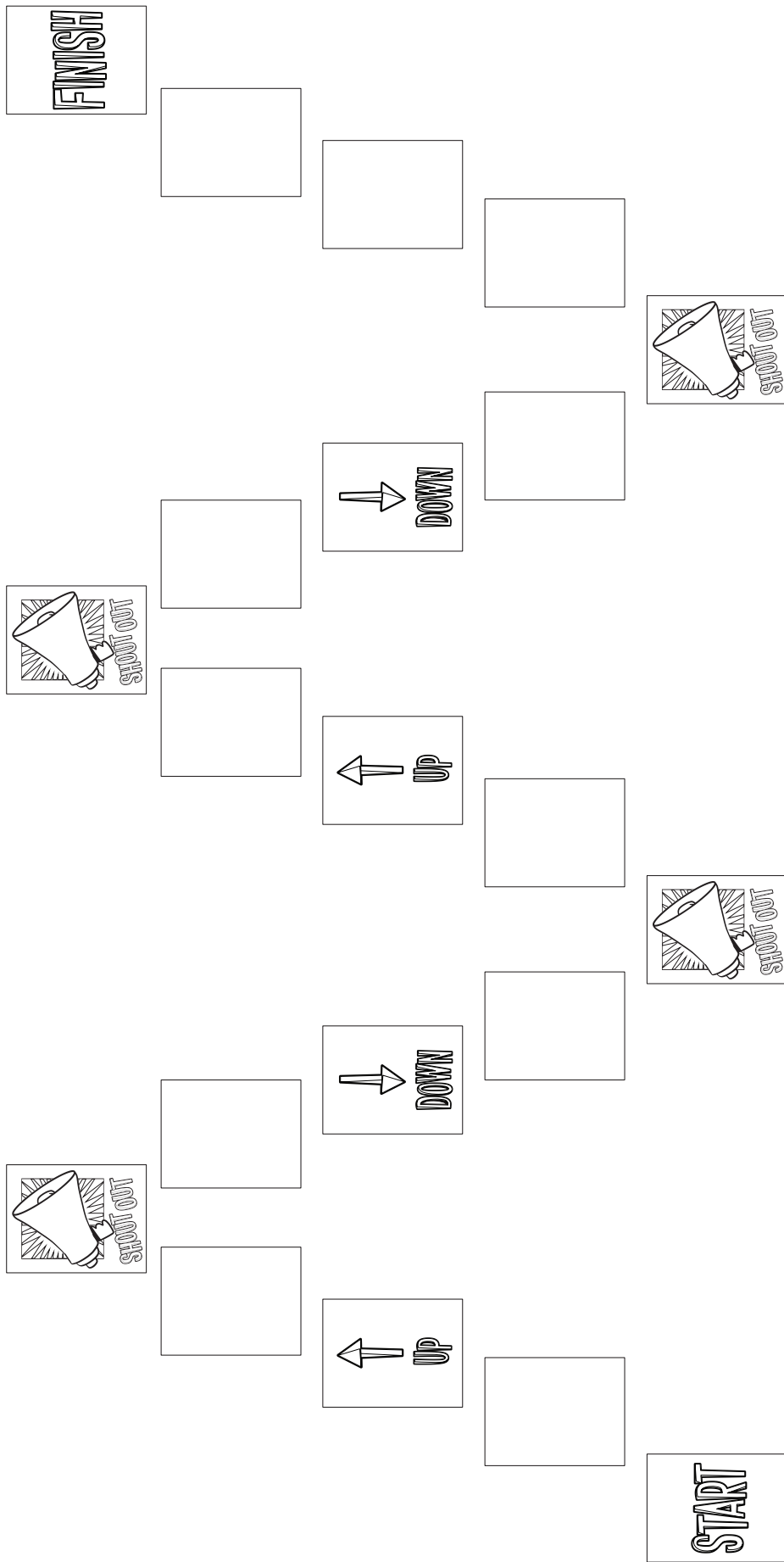
- Megaphones from "Early Arriver"
- Poster board
- Markers
- Tape
- Scissors
 - Make a sign on the poster board that reads "GRATITUDE SHOUT-OUTS." Tape it to the wall to use for the rest of the month.

HOME: PROMPTING ACTION BEYOND THE EXPERIENCE


- Print on cardstock or email this week's GodTime devotionals and Parent Cue cards.
- Tell parents about our additional family resources: **Studio252.tv** and the **Parent Cue app**.



What to Do:
Print one for each kid.



What to Do:
Print one for each small group.



SHOUT OUT SHOUT OUT

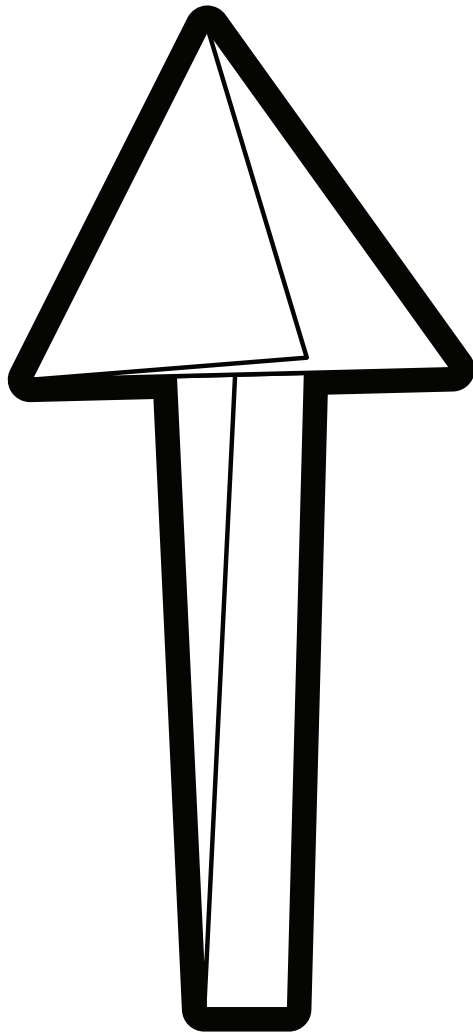
What to Do:

Print onto cardstock. Provide four for each small group.

"Shout-Out Tiles" Activity Page

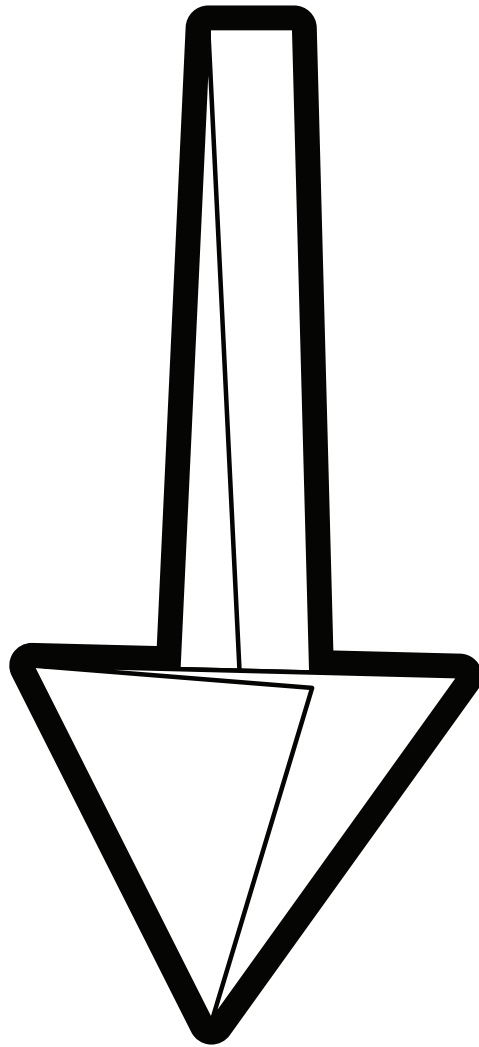
November 2020, Week 1, Small Group 2-3

©2020 The reThink Group, Inc. All rights reserved.



What to Do:

Print on cardstock. Provide two sets of arrows for each small group.



DOWN

What to Do:

Print on cardstock. Provide two sets of arrows for each small group.

"Arrow Tiles" Activity Page 2/2

November 2020, Week 1, Small Group 2-3
©2020 The reThink Group, Inc. All rights reserved.

START

What to Do:

Print on cardstock. Provide one set for each small group.

FINISH

What to Do:

Print on cardstock. Provide one set for each small group.

"Start/Finish Game Tiles" Activity Page 2/2

November 2020, Week 1, Small Group 2-3

©2020 The reThink Group, Inc. All rights reserved.

You scored the winning goal for your team. Move ahead two spaces.

You don't have any homework for the weekend. Move ahead two spaces.

You get to go to the park with friends. Move ahead two spaces.

You got a puppy. Move ahead two spaces.

You get to go to Disneyland. Move ahead two spaces.

Your teacher is having a pizza party for your class. Move ahead two spaces.

You are getting good grades. Move ahead two spaces.

Your room is clean. Move ahead two spaces.

What to Do:

Print and cut along the dashed lines. Provide one set for each small group.

**You missed the bus
for school. Move back
two spaces.**

**You found out you
are allergic to dairy and
can't have ice cream.
Move back two spaces.**

**Your friends are in
a fight. Move back
two spaces.**

**You have to clean your
room when your friends
are going to get pizza.
Move back two spaces.**

**You didn't make the
basketball team.
Move back two spaces.**

**You forgot to do
your homework.
Move back two spaces.**

**Your bike was stolen.
Move back two spaces.**

**Your brother broke
your game.
Move back two spaces.**

What to Do:

Print and cut along the dashed lines. Provide one set for each small group.

Give thanks to the LORD,

because he is good.

His faithful love

continues forever.

Give thanks to the LORD,

because he is good.

His faithful love

continues forever.

What to Do:

Print and cut only the horizontal middle line to separate the verse sets. Provide one set for each kid.

Give thanks to the Lord,

for he is good.

His love

endures forever.

Give thanks to the Lord,

for he is good.

His love

endures forever.

What to Do:

Print and cut only the horizontal middle line to separate the verse sets. Provide one set for each kid.

Bible Story Outline

Always Something There to Remind Me (Give Thanks No Matter What Happens) • 1
Thessalonians 5:18

SETTING UP THE STORY

- 1 Thessalonians: a letter that Paul wrote to the Jesus-followers in Thessalonica
- Paul wanted to encourage the Thessalonians to keep spreading the news about Jesus
- **1 Thessalonians 5:18**
- Give thanks *no matter what happens*

DON'T FORGET ABOUT GOD

- There are always things in our lives that are challenging or stressful
- At the same time, there are always things we can be thankful for
- One thing is always true: God is with us
- We can take time to talk to God and thank Him—when we feel overwhelmed, when things are great, or when it's an ordinary day
- We know we SHOULD be grateful, but sometimes we forget
- (Personal story)

THE DIFFERENCE JESUS MAKES

- **1 Thessalonians 5:18**
- *God wants you to thank him because you believe in Christ Jesus*
- If we believe in Jesus, then we have faith that can keep us strong
- Jesus lived a perfect life
- He gave His life on the cross so we could have a relationship with God that will last forever
- (Small Group Leader stories)

GRATITUDE 24/7

- God's love for us is constant
- If we remember that God is with us, and if we put our faith in Jesus, we can be grateful no matter what happens
- Through the good times and the bad, we can choose to stop and think about what we know is true: God loves us so much that He sent Jesus to be our Savior
- (Kids' shout-outs)

WRAPPING UP THE STORY

- God is always the same
- He sent Jesus for us—and nothing can ever take that away
- Stop and talk to God
- Remember what's always true
- **BL: You always have something to be grateful for.**
- Your relationship with God will bring you joy

SHOUT
OUT

LET 'EM
KNOW YOU'RE
THANKFUL

WEEK
ONE
NOVEMBER 2020

SMALL GROUP
PRETEEN

TODAY'S SUGGESTED SCHEDULE

TODAY'S BIBLE STORY

**Always Something
There to Remind Me**
Give Thanks No Matter
What Happens
1 Thessalonians 5:18

TODAY'S KEY QUESTION

What are you grateful for?

TODAY'S BOTTOM LINE

You always have something
to be grateful for.

MONTHLY MEMORY VERSE

**Give thanks to the Lord,
because he is good. His faithful
love continues forever.**
Psalm 136:1, NIV

MONTHLY LIFE APP

Gratitude—Letting others know
you see how they've helped you

BASIC TRUTH

I can trust God no matter what.

PRELUDE: Setting the tone for the experience

See the **Getting Ready** pages at the end of this document for a detailed description of what you'll need for today. In the **Prelude** folder of your curriculum, you'll find a variety of other resources to help you prepare.

SMALL GROUP

15
MIN

SOCIAL: Providing time for fun interaction

Early Arriver
Opening Activity

LARGE GROUP

35
MIN

STORY: Communicating God's truth in engaging ways **WORSHIP: Inviting people to respond to God**

Welcome/Opener
Worship ("All About Love" from *Can't Stop Won't Stop*,
"(I Want to Say) Thank You" from *This Love*, and "Thank
You God" from *Can't Stop Won't Stop*)
Bible Story (Communicator Script)
Key Question
Prayer

SMALL GROUP

25
MIN

GROUPS: Creating a safe place to connect

Application Activity: Take a Snapshot
Bible Story Review: Bible Story Review and Discussion
Questions
Memory Verse Activity: Verses to Take with You
Prayer Activity: Make it Personal with Prayer

HOME: Prompting action beyond the experience

Parent Cue Card (print or email)
GodTime devotional for kids
Studio252.tv
Parent Cue App

SHOUT OUT

LET 'EM KNOW YOU'RE THANKFUL

WEEK
ONE
NOVEMBER 2020

SMALL GROUP
PRETEEN

PRELUDE

SOCIAL

STORY

WORSHIP

GROUPS

HOME

PROVIDING TIME FOR FUN INTERACTION
15 MINUTES

MADE TO MOVE

an activity that increases the oxygen in the brain and taps into the energy in the body



Before kids arrive, take some time to pray and express gratitude to God for what He has done in your own life. Thank him for His love and grace and for welcoming you into His family. Ask for guidance in helping your kids understand what it means to have a heart of gratitude for what God has done for us.

TODAY'S BIBLE STORY

**Always Something
There to Remind Me**
Give Thanks No Matter
What Happens
1 Thessalonians 5:18

TODAY'S KEY QUESTION

What are you grateful for?

TODAY'S BOTTOM LINE

**You always have something
to be grateful for.**

MONTHLY MEMORY VERSE

**Give thanks to the Lord,
because he is good. His faithful
love continues forever.**
Psalm 136:1, NIV

MONTHLY LIFE APP

**Gratitude—Letting others know
you see how they've helped you**

BASIC TRUTH

I can trust God no matter what.

1. JUST FOR FUN

WHAT YOU NEED: Offering container, metal spoons, sweet potatoes

WHAT YOU DO:

- **Invite** kids to put their offerings in the container.
- **Ask** kids to form a line on one side of the room by standing shoulder to shoulder facing the same direction.
- **Place** a raw sweet potato on the floor in front of each kid.
- **Give** each kid a metal spoon.
- **Explain** that they will use the spoon to roll their sweet potato across the room to a designated finish line. If your meeting area is small, kids can go down and back again to extend the race.
- **Remind** them that they can only move the potato by pushing it with the spoon. The kid who gets their potato to the finish line first is the winner.
- **Let kids swap** potatoes and play again as time allows.

SHOUT OUT

LET 'EM KNOW YOU'RE THANKFUL

WEEK
ONE
NOVEMBER 2020

SMALL GROUP
PRETEEN

PRELUDE

SOCIAL

STORY

WORSHIP

GROUPS

HOME

PROVIDING TIME FOR FUN INTERACTION
15 MINUTES

MADE TO PLAY

an activity that encourages learning through following guidelines and/or working as a group



2. OPENING ACTIVITY

WHAT YOU NEED: No supplies needed

WHAT YOU DO:

- **Invite** the kids to form a circle.
- **Choose** a kid to stand in the middle of the circle with their eyes closed.
- Quietly **point** to one kid, designating them as the Leader.
 - Their job is to make eye contact with one of the kids in the circle, then blink twice at them without the kid in the middle seeing it happen.
 - The person who is blinked at must immediately shout out, "THANK YOU!"
 - Then, the kid in the middle tries to guess which kid is the leader.
- **Begin** the game as soon as the kid in the middle is allowed to open their eyes. They will have two turns to guess who the Leader is.
- **Choose** another Leader and a different kid to be in the middle and play again.
- **Play** as many rounds as time and interest allow.

TODAY'S BIBLE STORY

**Always Something
There to Remind Me**
Give Thanks No Matter
What Happens
1 Thessalonians 5:18

TODAY'S KEY QUESTION

What are you grateful for?

TODAY'S BOTTOM LINE

You always have something
to be grateful for.

MONTHLY MEMORY VERSE

Give thanks to the Lord,
because he is good. His faithful
love continues forever.
Psalm 136:1, NIV

MONTHLY LIFE APP

Gratitude—Letting others know
you see how they've helped you

BASIC TRUTH

I can trust God no matter what.

WHAT YOU SAY:

"A couple of blinks in our game signaled a shout out of 'THANK YOU!' In life, it's a grateful heart that prompts us to say thanks. **[Transition]** This month we're focusing on what gratitude is all about letting others know you see how they've helped you. When it comes to being grateful to God and others, there's always more to learn. So, let's get started right now."

Lead your group to the Large Group area.

SHOUT OUT

LET 'EM KNOW YOU'RE THANKFUL

WEEK
ONE
NOVEMBER 2020

SMALL GROUP
PRETEEN

PRELUDE

SOCIAL

STORY

WORSHIP

GROUPS

HOME

CREATING A SAFE PLACE TO CONNECT
25 MINUTES

MADE TO CONNECT

an activity that invites kids to share and collaborate with others while growing their understanding



1. TAKE A SNAPSHOT

[LIVE FOR GOD | APPLICATION ACTIVITY]

WHAT YOU NEED: Paper, pens

WHAT YOU DO:

- **Give** kids paper and pens.
- **Direct** kids to make a list of 10 things they are grateful for.
 - Their lists might include people they love, things they have been given, favorite foods, places, or activities—really, anything for which they are grateful.
- **Explain** that at your signal, they will shout out one thing that's on their list—everyone at the same time.
- **Pause** and let kids write down as many things as they heard the other kids shout out.
- **Repeat** until all the words from kid's original lists have been shouted then compare and see who has the most complete list.
- **Challenge** kids with one final round by asking them to think of something they often forget to be grateful for or that's not easy to feel thankful for at the time.
- As they did previously, ask kids to shout out together.
- **Review** what the kids heard in the final SHOUT OUT then let them share about the situations they found difficult to be grateful for.
- **Ask:**
 - What's one good thing that came out of that situation?
 - When things don't go the way you want, what's wrong with feeling ungrateful?
 - Is it possible to be disappointed or sad about something and still be grateful? Explain.

TODAY'S BIBLE STORY

**Always Something
There to Remind Me**
Give Thanks No Matter
What Happens
1 Thessalonians 5:18

TODAY'S KEY QUESTION

What are you grateful for?

TODAY'S BOTTOM LINE

**You always have something
to be grateful for.**

MONTHLY MEMORY VERSE

**Give thanks to the Lord,
because he is good. His faithful
love continues forever.**
Psalm 136:1, NIV

MONTHLY LIFE APP

**Gratitude—Letting others know
you see how they've helped you**

BASIC TRUTH

I can trust God no matter what.

SHOUT OUT

LET 'EM KNOW YOU'RE THANKFUL

WEEK
ONE
NOVEMBER 2020

SMALL GROUP
PRETEEN

PRELUDE

SOCIAL

STORY

WORSHIP

GROUPS

HOME

CREATING A SAFE PLACE TO CONNECT
25 MINUTES

MADE TO PLAY

an activity that encourages learning through following guidelines and/or working as a group



*2. BIBLE STORY EXTENSION

[TALK ABOUT GOD | BIBLE STORY REVIEW]

WHAT YOU NEED: Bible, "Crazy Gratitude" Activity Page, pens

WHAT YOU DO:

- **Give** kids a pen and a copy of "Crazy Gratitude"

TODAY'S BIBLE STORY

**Always Something
There to Remind Me**
Give Thanks No Matter
What Happens
1 Thessalonians 5:18

TODAY'S KEY QUESTION

What are you grateful for?

TODAY'S BOTTOM LINE

**You always have something
to be grateful for.**

MONTHLY MEMORY VERSE

**Give thanks to the Lord,
because he is good. His faithful
love continues forever.**
Psalm 136:1, NIV

MONTHLY LIFE APP

**Gratitude—Letting others know
you see how they've helped you**

BASIC TRUTH

I can trust God no matter what.

Activity Page.

- **Sit** in a circle.
- **Ask** kids to fill in the first line on the page with the description of a person such as a teacher, dad, bus driver, farmer.
 - Then they should fold down the page on the dotted line and pass it to the right.
 - The next kid will fill in the second line, then fold the page, and pass to the right once again.
- **Continue** until all of the lines on the paper have been filled in.
- **Collect** the "Crazy Gratitude" pages.
- **Invite** a kid to look up and read aloud 1 Thessalonians 5:18.
- **Ask:**
 - Why do you think God wants us to be thankful in good times and bad?
 - When is it most hard for you to show gratitude?
 - What are some reasons to be grateful even when life stinks?
- **Give** each kid one of the completed "Crazy Gratitude" pages.
- **Let** kids take turns reading the silly scenarios and then developing the story to include a way gratitude could be expressed by that person in that situation.
- **Remind** kids that gratitude—particularly when life is hard—is something we have to work at. It doesn't just happen. As they did with the "Crazy Gratitude" scenarios, they might have to look hard for ways to express their gratitude in some of the situations they face.
- **Ask:**
 - How does gratitude change our perspective when we're going through a tough time?
 - In what ways does your trust in God change the way you feel about the situations you go through?
 - Name something you can do when you feel ungrateful that will help get your attitude back where it should be.



LET 'EM KNOW YOU'RE THANKFUL

WEEK
ONE
NOVEMBER 2020

SMALL GROUP
PRETEEN

PRELUDE

SOCIAL

STORY

WORSHIP

GROUPS

HOME

CREATING A SAFE PLACE TO CONNECT
25 MINUTES

MADE TO CONNECT

an activity that invites kids to share and collaborate with others while growing their understanding



3. DISCUSSION QUESTIONS

[TALK ABOUT GOD | BIBLE STORY REVIEW]

WHAT YOU NEED: No supplies needed

WHAT YOU DO:

Ask:

- Describe an ungrateful person. Now describe a grateful person.
- What would you say are the main reasons people are ungrateful?
- Do you think we can be grateful even when we don't feel happy? Why or why not?
- What's the best way to change an ungrateful attitude to a grateful one?

TODAY'S BIBLE STORY

**Always Something
There to Remind Me**
Give Thanks No Matter
What Happens
1 Thessalonians 5:18

TODAY'S KEY QUESTION

What are you grateful for?

TODAY'S BOTTOM LINE

**You always have something
to be grateful for.**

MONTHLY MEMORY VERSE

**Give thanks to the Lord,
because he is good. His faithful
love continues forever.**
Psalm 136:1, NIV

MONTHLY LIFE APP

**Gratitude—Letting others know
you see how they've helped you**

BASIC TRUTH

I can trust God no matter what.

SHOUT OUT

LET 'EM KNOW YOU'RE THANKFUL

WEEK
ONE
NOVEMBER 2020

SMALL GROUP
PRETEEN

PRELUDE

SOCIAL

STORY

WORSHIP

GROUPS

HOME

CREATING A SAFE PLACE TO CONNECT
25 MINUTES

MADE TO EXPLORE

an activity that extends learning through hands-on experimentation and discovery



4. VERSE TO TAKE WITH YOU

[HEAR FROM GOD | MEMORY VERSE ACTIVITY]

WHAT YOU NEED: Bibles, smartphone or another device with voiceover app

WHAT YOU DO:

- **Look up** and read aloud Psalm 136:1.
- **Ask:**
 - How does knowing God's love is forever give you reason for thanks?
 - How has God shown you that He is good?
 - People often think that if God is good, He won't let anything bad happen. What do we know about God that helps you understand why people face hard situations?
- **Use** a voice-altering App such as "Voice Changer Plus" to let kids record themselves saying Psalm 136:1 then listen to their voice.
- **Optional:** If you don't have access to a smartphone or other device, let kids take turns saying the verse in different ways.
 - opera singer
 - ventriloquist (speak without moving their lips)
 - whisper
 - shout
 - robot
 - baby
- **Point out** how different each kid's voice sounded even though they were all saying the same words.
- **Remind** kids that in life, we all go through good times and bad, but we don't all react or sound the same when it comes to our responses.
- **Ask:**
 - What would an ungrateful kid sound like and say when life feels like it's going wrong?
 - How would a grateful kid react differently?
 - What determines the way we sound or act when faced with a disappointment?
 - Why do we always have something to be grateful for?

TODAY'S BIBLE STORY

**Always Something
There to Remind Me**
Give Thanks No Matter
What Happens
1 Thessalonians 5:18

TODAY'S KEY QUESTION

What are you grateful for?

TODAY'S BOTTOM LINE

**You always have something
to be grateful for.**

MONTHLY MEMORY VERSE

**Give thanks to the Lord,
because he is good. His faithful
love continues forever.**
Psalm 136:1, NIV

MONTHLY LIFE APP

**Gratitude—Letting others know
you see how they've helped you**

BASIC TRUTH

I can trust God no matter what.

SHOUT OUT

LET 'EM KNOW YOU'RE THANKFUL

WEEK
ONE
NOVEMBER 2020

SMALL GROUP
PRETEEN

PRELUDE

SOCIAL

STORY

WORSHIP

GROUPS

HOME

CREATING A SAFE PLACE TO CONNECT
25 MINUTES

MADE TO REFLECT

an activity that creates space for personal processing and application



5. MAKE IT PERSONAL WITH PRAYER [PRAY TO GOD | PRAYER ACTIVITY]

WHAT YOU NEED: Bible, Pick-Up Sticks or prepared "Gratitude Stix"

WHAT YOU DO:

- **Give** the set of Pick-Up Sticks (or the "Gratitude Stix" you prepared earlier) to one of the kids then **instruct** them to grip the entire bundle of sticks upright in one hand just above the floor or table.
- **Release** the sticks and let them fall randomly.
- **Take turns** carefully removing one stick without moving any of the other sticks.
- **Follow** the color chart below to lead kids in prayer. Modify the categories if your set of Pick-Up Sticks contains different or additional colors.
 - Red: Thank God for someone who helps you.
 - Green: Thank God for a way He has taken care of you.
 - Yellow: Thank God for something you love about Jesus.
 - Blue: Thank God for something you're going through right now that He is helping you with.
 - Orange: Thank God for something you learned in Small Group today.

WHAT YOU SAY:

"Dear God, gratitude doesn't come easy to us, especially when we're having a bad day. We need Your help to remember that Your plans are always good. Instead of complaining about what's bad, help us choose to be grateful for all that is good. In Jesus' name, amen."

TODAY'S BIBLE STORY

**Always Something
There to Remind Me**
Give Thanks No Matter
What Happens
1 Thessalonians 5:18

TODAY'S KEY QUESTION

What are you grateful for?

TODAY'S BOTTOM LINE

You always have something to be grateful for.

MONTHLY MEMORY VERSE

Give thanks to the Lord,
because he is good. His faithful
love continues forever.
Psalm 136:1, NIV

MONTHLY LIFE APP

Gratitude—Letting others know you see how they've helped you

BASIC TRUTH

I can trust God no matter what.



GETTING READY

HERE'S EVERYTHING YOU NEED TO KNOW TO GET READY FOR THIS WEEK

SOCIAL: PROVIDING TIME FOR FUN INTERACTION (15 MINUTES)

Welcome kids and spend time engaging in conversation and catching up. Get ready to experience today's story. **(Choose one or both of these activities.)**

In the Prelude folder of your curriculum, you'll find a general summary of Social Distancing Recommendations. Please refer to this document so you can plan your Small Group experience with health and safety in mind.

1. JUST FOR FUN

Made to Move: an activity that increases the oxygen in the brain and taps into the energy in the body

WHAT YOU NEED:

- Offering container
- Metal spoon; one for each kid
- Raw sweet potato; one for each kid

2. OPENING ACTIVITY

Made to Play: an activity that encourages learning through following guidelines and/or working as a group.

WHAT YOU NEED:

- No supplies needed

GROUPS: CREATING A SAFE PLACE TO CONNECT (25 MINUTES)

Create a safe place to connect and learn how the Bible story applies to real life experiences, through interactive activities and discussion questions.

(Choose as many of these activities as you like.)

** If you don't have time to do all these activities, be sure to do activity #2.*

1. TAKE A SNAPSHOT

[LIVE FOR GOD | APPLICATION ACTIVITY]

Made to Connect: an activity that invites kids to share and collaborate with others while growing their understanding

WHAT YOU NEED:

- Paper
- Pens

*2. BIBLE STORY EXTENSION

[TALK ABOUT GOD | BIBLE STORY REVIEW]

Made to Play: an activity that encourages learning through following guidelines and/or working as a group

WHAT YOU NEED:

- Bible
- Pens
- Print the "Crazy Gratitude" Activity Page; one for each kid

3. DISCUSSION QUESTIONS

[TALK ABOUT GOD | BIBLE STORY REVIEW]

Made to Connect: an activity that invites kids to share and collaborate with others while growing their understanding

WHAT YOU NEED:

- No supplies needed

4. VERSE TO TAKE WITH YOU

[HEAR FROM GOD | MEMORY VERSE ACTIVITY]

Made to Explore: an activity that extends learning through hands-on experimentation and discovery

WHAT YOU NEED:

- Bible
- Smartphone or other device containing the App, "Voice Changer Plus" or similar voice changing app

5. MAKE IT PERSONAL WITH PRAYER

[PRAY TO GOD | PRAYER ACTIVITY]

Made to Reflect: an activity that creates space for personal processing and application

WHAT YOU NEED:

- Pick-Up Sticks; one set for each small group
- *Optional:* Instead of Pick-Up Sticks, make a set of 10 "Gratitude Stix" using thin craft sticks. Color two sticks with crayons, markers, or paint in each of the following colors: red, blue, yellow, green, orange.

HOME: PROMPTING ACTION BEYOND THE EXPERIENCE

- Print on cardstock or email this week's GodTime devotionals and Parent Cue cards.
- Tell parents about our additional family resources: **Studio252.tv** and the **Parent Cue app**.

fold here -----

1. The _____
(Describe a person such as a teacher or chef.)

fold here -----

2. was feeling _____
(Describe an emotion or feeling.)

fold here -----

3. while at _____
(Describe a place.)

fold here -----

4. when suddenly _____
(Describe a happy or sad event that someone
did not expect to happen.)

fold here -----

5. and they said, "I'm grateful for _____."
(Write a person, place, animal, or object.)

fold here -----

1. The _____
(Describe a person such as a teacher or chef.)

fold here -----

2. was feeling _____
(Describe an emotion or feeling.)

fold here -----

3. while at _____
(Describe a place.)

fold here -----

4. when suddenly _____
(Describe a happy or sad event that someone
did not expect to happen.)

fold here -----

5. and they said, "I'm grateful for _____."
(Write a person, place, animal, or object.)

WHAT TO DO:

Print and cut apart. Provide one for each kid.

"Crazy Gratitude" Activity Page

November 2020, Week 1, Preteen Small Group
©2020 The reThink Group, Inc. All rights reserved.

Bible Story Outline

Always Something There to Remind Me (Give Thanks No Matter What Happens) • 1
Thessalonians 5:18

SETTING UP THE STORY

- 1 Thessalonians: a letter that Paul wrote to the Jesus-followers in Thessalonica
- Paul wanted to encourage the Thessalonians to keep spreading the news about Jesus
- **1 Thessalonians 5:18**
- Give thanks *no matter what happens*

DON'T FORGET ABOUT GOD

- There are always things in our lives that are challenging or stressful
- At the same time, there are always things we can be thankful for
- One thing is always true: God is with us
- We can take time to talk to God and thank Him—when we feel overwhelmed, when things are great, or when it's an ordinary day
- We know we SHOULD be grateful, but sometimes we forget
- (Personal story)

THE DIFFERENCE JESUS MAKES

- **1 Thessalonians 5:18**
- *God wants you to thank him because you believe in Christ Jesus*
- If we believe in Jesus, then we have faith that can keep us strong
- Jesus lived a perfect life
- He gave His life on the cross so we could have a relationship with God that will last forever
- (Small Group Leader stories)

GRATITUDE 24/7

- God's love for us is constant
- If we remember that God is with us, and if we put our faith in Jesus, we can be grateful no matter what happens
- Through the good times and the bad, we can choose to stop and think about what we know is true: God loves us so much that He sent Jesus to be our Savior
- (Kids' shout-outs)

WRAPPING UP THE STORY

- God is always the same
- He sent Jesus for us—and nothing can ever take that away
- Stop and talk to God
- Remember what's always true
- **BL: You always have something to be grateful for.**
- Your relationship with God will bring you joy