

TODAY'S SUGGESTED SCHEDULE

TODAY'S BIBLE STORY

Where You Lead
Salt and Light
Matthew 5:13-16

TODAY'S BOTTOM LINE

**God created you
to share His story.**

MONTHLY MEMORY VERSE

Lord, you are great.
You are really worthy of praise.
No one can completely
understand how great you are.
Psalm 145:3, NIV

MONTHLY LIFE APP

**Creativity—Imagining what
you could do because you're
made in God's image**

BASIC TRUTH

**I should treat others the way
I want to be treated.**

PRELUDE: Setting the tone for the experience

See the **Getting Ready** pages at the end of this document for a detailed description of what you'll need for today. In the **Prelude** folder of your curriculum, you'll find a variety of other resources to help you prepare.

SMALL GROUP

15
MIN

SOCIAL: Providing time for fun interaction

Early Arriver
Opening Activity

LARGE GROUP

35
MIN

STORY: Communicating God's truth in engaging ways **WORSHIP: Inviting people to respond to God**

Welcome/Opener
Worship ("Everywhere I Go" from *Every Beat* and "I Will Follow" from *Zapped*)
Bible Story
Bottom Line
Prayer
Closer

SMALL GROUP

25
MIN

GROUPS: Creating a safe place to connect

Bible Story Review: Salt of the Earth
Application Activity: Share His Story
Memory Verse Activity: Let Your Light Shine
Prayer Activity: Pray and Dismiss

HOME: Prompting action beyond the experience

Parent Cue Card (print or email)
GodTime devotional for kids
Studio252.tv
Parent Cue App

INDESCRIBABLE

YOUR CREATOR HAS NO LIMITS

WEEK
FIVE
AUGUST 2020

SMALL GROUP

K-1

PRELUDE

SOCIAL

STORY

WORSHIP

GROUPS

HOME

PROVIDING TIME FOR FUN INTERACTION
15 MINUTES

MADE TO EXPLORE

an activity that extends learning through hands-on experimentation and discovery



Before kids arrive, take a few moments to pray for them. Pray for those who might visit your group for the first time. Pray that all of the kids would take to heart the truth that they were created by a creative God who has blessed each one of them with individual gifts and talents. Pray that God would lead the kids to discover what those gifts are and that He would give them opportunities to use those gifts to share His story.

TODAY'S BIBLE STORY

Where You Lead

Salt and Light
Matthew 5:13-16

TODAY'S BOTTOM LINE

God created you to share His story.

MONTHLY MEMORY VERSE

Lord, you are great.
You are really worthy of praise.
No one can completely understand how great you are.
Psalm 145:3, NIV

MONTHLY LIFE APP

Creativity—Imagining what you could do because you're made in God's image

BASIC TRUTH

I should treat others the way I want to be treated.

1. EARLY ARRIVER

WHAT YOU NEED: Offering container, salt, paper, magnifying glass or magnifying app

WHAT YOU DO:

- Show kids where they can place their offerings.
- Pour a little bit of each kind of salt onto white paper and invite kids to look at it, feel it, and examine it under magnification.
- Encourage kids to describe and compare what they see and feel.
- If they cleaned their hands, let kids taste small bits of salt.

INDESCRIBABLE

YOUR CREATOR HAS NO LIMITS

WEEK
FIVE
AUGUST 2020

SMALL GROUP

K-1

PRELUDE

SOCIAL

STORY

WORSHIP

GROUPS

HOME

PROVIDING TIME FOR FUN INTERACTION
15 MINUTES

MADE TO MOVE

an activity that increases the oxygen in the brain and taps into the energy in the body



2. OPENING ACTIVITY

WHAT YOU NEED: "Ocean or Jungle" Activity Pages, "Ocean and Jungle Animals" Activity Pages, hula hoops

WHAT YOU DO:

- Set the hula hoops at opposite ends of your environment.
- Set an "Ocean or Jungle" card in each.
- Fan out the "Ocean and Jungle Animals" cards in your hand and invite a kid to pull one out.
- Lead kids to move like that animal to the place where that animal lives: ocean or jungle.
- Call kids back to you and play again.
- Continue as time remains or until all cards are played.

TODAY'S BIBLE STORY

Where You Lead

Salt and Light
Matthew 5:13-16

TODAY'S BOTTOM LINE

God created you to share His story.

WHAT YOU SAY:

"Does an elephant belong in the ocean? Does a shark belong in the jungle? No! That would be SO silly! **[Transition] In Large Group, we'll hear about something else that would be silly to keep in the wrong spot. Let's go learn more.**"

Lead your group to the Large Group area.

MONTHLY MEMORY VERSE

Lord, you are great.
You are really worthy of praise.
No one can completely understand how great you are.
Psalm 145:3, NIV

MONTHLY LIFE APP

Creativity—Imagining what you could do because you're made in God's image

BASIC TRUTH

I should treat others the way I want to be treated.

INDESCRIBABLE

YOUR CREATOR HAS NO LIMITS

WEEK
FIVE
AUGUST 2020

SMALL GROUP

K-1

PRELUDE

SOCIAL

STORY

WORSHIP

GROUPS

HOME

CREATING A SAFE PLACE TO CONNECT
25 MINUTES

MADE TO EXPLORE

an activity that extends learning through hands-on experimentation and discovery



TODAY'S BIBLE STORY

Where You Lead

Salt and Light
Matthew 5:13-16

TODAY'S BOTTOM LINE

**God created you
to share His story.**

MONTHLY MEMORY VERSE

**Lord, you are great.
You are really worthy of praise.
No one can completely
understand how great you are.**
Psalm 145:3, NIV

MONTHLY LIFE APP

**Creativity—Imagining what
you could do because you're
made in God's image**

BASIC TRUTH

**I should treat others the way
I want to be treated.**

1. SALT OF THE EARTH

[TALK ABOUT GOD | BIBLE STORY REVIEW]

WHAT YOU NEED: Cardstock, white glue, table salt, baking dish or plastic container, liquid watercolor paint, brushes, wet wipes, cardboard

WHAT YOU DO:

- Explore what Jesus meant when He said, "You are the salt of the earth." You can use the conversation guide below for ideas.
- Prep kids for this activity by telling them they need to show self-control and patience as they make their creations. If necessary, during the activity, ask kids to "take a break" for a few moments if they aren't showing self-control.
- Give each kid a piece of cardstock and set out the glue.
 - Be sure the nozzles are opened just enough for the glue to flow freely, but not so much that it pours out.
- Invite kids to "draw" with the glue by squeezing it over their papers.
 - They can draw squiggles, hearts, rainbows, flowers, animals, whatever their creativity inspires!
- When each kid finishes, help them lay their creation in the container.
- Lead them to sprinkle the glue with salt until it's completely covered.
- Help them gently tip their paper to allow the excess salt to fall off.
- Guide them to put their artwork on a piece of cardboard.
- Set out the watercolors and brushes.
- Show kids how they can dip a brush into the watercolor then gently touch the brush to their salt-covered glue design.

HINT: Assign particular brushes to specific colors. Instruct kids to use one brush for each color of paint.

WHAT YOU SAY:

When kids add salt to their artwork: "When Jesus said that we are the salt of the earth, He meant that just like salt can make food taste better, we can make life better. We can make it better by spreading God's love to the people around us."

When kids add watercolor to their designs: "Wow! That's amazing! The salt soaked up the color and spread it! That reminds me of what Jesus said: You are the salt of the earth. Just like the salt soaked up the color, God wants us to soak up His love and spread it to the people around us. Because when we spread God's love, we share His story!"

[Make it Personal] (Tell kids how you've creatively used something that you're good at to share God's story with others.)

"What's something that you're good at that you can use to share God's story with others? (I like to bake with my grandma. We can bake cookies and give them away. I can help the other kids on my team. I can draw a picture for my

INDESCRIBABLE

YOUR CREATOR HAS NO LIMITS

WEEK
FIVE
AUGUST 2020

SMALL GROUP

K-1

PRELUDE

SOCIAL

STORY

WORSHIP

GROUPS

HOME

CREATING A SAFE PLACE TO CONNECT
25 MINUTES

(1. SALT OF THE EARTH, CONTINUED)

friend when she's sad.) Great ideas! **God created you to share His story.** So, when you follow Jesus by loving God and loving others, your life can share His Story in everything you say and do. So, this week, remember, **God created you to share His story."**

INDESCRIBABLE

YOUR CREATOR HAS NO LIMITS

WEEK
FIVE
AUGUST 2020

SMALL GROUP

K-1

PRELUDE

SOCIAL

STORY

WORSHIP

GROUPS

HOME

CREATING A SAFE PLACE TO CONNECT
25 MINUTES

MADE TO PLAY

an activity that encourages learning through following guidelines and/or working as a group



*2. SHARE HIS STORY

[LIVE FOR GOD | APPLICATION ACTIVITY]

WHAT YOU NEED: No supplies needed

WHAT You Do:

- Play an application-packed game similar to “Mother May I?”
- Ask kids to tell what it means to share God’s story (*to tell*

others about God; to show others that God loves them; to share God’s love with others).

- Invite them to name ways they could use the things they’re good at to share God’s story with others (*make a card for someone who’s sick; be kind to my teammates; invite my gymnastics friends to church*).
- Next, guide kids to line up shoulder to shoulder at one end of the environment while you stand at the opposite end.
- Call out a kid’s name and read a scenario below.
- Lead the kid to respond by saying one way they could share God’s story in that situation. (If a kid is stuck, ask guiding questions to help. Help kids understand that part of sharing God’s story is simply by showing God’s love.)
- When the kid answers, say, **“God created you to share His story!** Move forward _____ (specify a type and number of steps).”

Note: Never force a shy kid to share aloud. They can whisper their idea to you or to a friend, or they can choose another kid to answer for them.

- The game ends when every kid reaches you.
 - A new kid joins your class. How could you share God’s story?
 - A kid sits by himself at lunch. How could you share God’s story?
 - Someone is mean to a girl on the playground. How could you share God’s story?
 - Your neighbor is sick. How could you share God’s story?
 - Your sister is crying. How could you share God’s story?
 - Your friend falls and gets hurt. How could you share God’s story?
 - Your church is collecting food for a food drive. How could you share God’s story?
 - Your teacher looks really sad. How could you share God’s story?
 - Your brother is upset. How could you share God’s story?
 - A friend doesn’t go to church. How could you share God’s story?

Note: If you run out of scenarios, create your own or simply repeat the given scenarios—repetition is a great teacher!

WHAT YOU SAY:

“Jesus said, ‘You are the light of the world.’ That means that if you’re a follower of Jesus, you’re like a light that shines in the darkness. You shouldn’t hide that light. Jesus said, ‘Let your light shine so others can see it.’ You can shine your light by (*insert some of the kids’ ideas from the game*).

TODAY’S BIBLE STORY

Where You Lead

Salt and Light
Matthew 5:13-16

TODAY’S BOTTOM LINE

**God created you
to share His story.**

MONTHLY MEMORY VERSE

**Lord, you are great.
You are really worthy of praise.
No one can completely
understand how great you are.**
Psalm 145:3, NIV

MONTHLY LIFE APP

**Creativity—Imagining what
you could do because you’re
made in God’s image**

BASIC TRUTH

**I should treat others the way
I want to be treated.**

INDESCRIBABLE

YOUR CREATOR HAS NO LIMITS

WEEK
FIVE
AUGUST 2020

SMALL GROUP

K-1

PRELUDE

SOCIAL

STORY

WORSHIP

GROUPS

HOME

CREATING A SAFE PLACE TO CONNECT
25 MINUTES

(*2. SHARE HIS STORY, CONTINUED)

"So, whether you're at home, school, practice, or playing with your friends, you can be creative and use the things you're good at to show God's love to others. **God created you to share His story!**"

INDESCRIBABLE

YOUR CREATOR HAS NO LIMITS

WEEK
FIVE
AUGUST 2020

SMALL GROUP

K-1

PRELUDE

SOCIAL

STORY

WORSHIP

GROUPS

HOME

CREATING A SAFE PLACE TO CONNECT
25 MINUTES

MADE TO MOVE

an activity that increases the oxygen in the brain and taps into the energy in the body



3. LET YOUR LIGHT SHINE

[HEAR FROM GOD | MEMORY VERSE ACTIVITY]

WHAT YOU NEED: Paper plates prepared with "Psalm 145:3 Cards" and "Number Cards" Activity Pages; Bible, tape, glow sticks and connectors, (optional) black light

WHAT YOU DO:

- Before kids join you, bend each glow stick into a loop and secure it with a connector.
- Invite a volunteer to open the Bible to Psalm 145:3. Read the verse aloud, guiding kids to repeat after you.
- Set the paper plates flat on the floor in an inverted triangle (bowling-pin style) with plate #1 at the tip.
- Set up one "rack" for every four kids.
- Secure the plates with tape, if necessary.
- Guide kids to line up about six feet from the plates.
- Hand the first kid a glow stick loop and give them three attempts to toss the loop so that it lands on the first paper plate.
- When it does, reveal the phrase and guide kids to say it after you.
- After a player successfully "rings" the first phrase, guide the next player to land the loop on the second plate.
- When it does, reveal the second phrase and guide kids to say the first two phrases.
- Continue until kids reveal the entire verse.
- *Note: Adjust the distance the kids stand from the plates according to their skill levels.*
- *Optional: Add fun with a black light!*

TODAY'S BIBLE STORY

Where You Lead

Salt and Light
Matthew 5:13-16

TODAY'S BOTTOM LINE

**God created you
to share His story.**

MONTHLY MEMORY VERSE

**Lord, you are great.
You are really worthy of praise.
No one can completely
understand how great you are.**
Psalm 145:3, NIV

MONTHLY LIFE APP

**Creativity—Imagining what
you could do because you're
made in God's image**

BASIC TRUTH

**I should treat others the way
I want to be treated.**

WHAT YOU SAY:

"If you're a follower of Jesus, when you show God's love to others and tell others how great He is, you shine your light to the world around you. And when you do that, Jesus said that people will 'bring glory to your Father who is in heaven.' That means that people will see how good God is, and they'll praise Him! So, shine your light and tell others how GREAT God is! Because **God created you to share His story!**"

INDESCRIBABLE

YOUR CREATOR HAS NO LIMITS

WEEK
FIVE
AUGUST 2020

SMALL GROUP

K-1

PRELUDE

SOCIAL

STORY

WORSHIP

GROUPS

HOME

CREATING A SAFE PLACE TO CONNECT
25 MINUTES

MADE TO REFLECT

an activity that creates space
for personal processing
and application



4. PRAY AND DISMISS [PRAY TO GOD | PRAYER ACTIVITY]

WHAT YOU NEED: (Optional) glow sticks

WHAT YOU DO:

- Use the conversation below as a guide to lead kids into prayer.

TODAY'S BIBLE STORY

Where You Lead

Salt and Light
Matthew 5:13-16

WHAT YOU SAY:

"If you're a follower of Jesus, when you show God's love to others and tell others about Him, you shine your light to the world around you. You make life better by spreading His love. Let's pray and ask God to help us share His story."

Pray, asking God to help both you and the kids be creative and use the things that you're good at to share His story with others.

As adults arrive to pick up, give each kid a glow stick (if you provided them). Encourage kids to tell their families one way they can share God's story with others.

TODAY'S BOTTOM LINE

**God created you
to share His story.**

MONTHLY MEMORY VERSE

Lord, you are great.
You are really worthy of praise.
No one can completely
understand how great you are.
Psalm 145:3, NIV

MONTHLY LIFE APP

**Creativity—Imagining what
you could do because you're
made in God's image**

BASIC TRUTH

**I should treat others the way
I want to be treated.**

GETTING READY

HERE'S EVERYTHING YOU NEED TO KNOW TO GET READY FOR THIS WEEK

SOCIAL: PROVIDING TIME FOR FUN INTERACTION (15 MINUTES)

Welcome kids and spend time engaging in conversation and catching up. Get ready to experience today's story.

(Choose one or both of these activities.)

1. EARLY ARRIVER

Made to Explore: an activity that extends learning through hands-on experimentation and discovery

WHAT YOU NEED:

- An offering container
- A variety of salts such as table salt, coarse sea salt, rock salt, pink Himalayan salt, or black salt
- White paper
- Magnifying glasses or a magnifying app

2. OPENING ACTIVITY

Made to Move: an activity that increases the oxygen in the brain and taps into the energy in the body

WHAT YOU NEED:

- Print the "Ocean or Jungle" Activity Pages onto cardstock; one set for each group
- Print the "Ocean and Jungle Animals" Activity Pages onto cardstock and cut apart; one set for each group
- Two hula hoops

GROUPS: CREATING A SAFE PLACE TO CONNECT (25 MINUTES)

Create a safe place to connect and learn how the Bible story applies to real life experiences, through interactive activities and discussion questions.

(Choose as many of these activities as you like.)

* If you don't have time to do all these activities, be sure to do activity #2.

1. SALT OF THE EARTH

[TALK ABOUT GOD | BIBLE STORY REVIEW]

Made to Explore: an activity that extends learning through hands-on experimentation and discovery

WHAT YOU NEED:

- White cardstock, one full sheet for each kid

- White glue; ideally, one bottle for each kid (check to make sure that the nozzles work)
- Table salt; about one container for every ten kids
- Unbreakable baking dish or plastic container that's large enough to hold a sheet of paper
- Liquid watercolor paint poured into small cups. Provide three or four colors and ideally one cup of paint for every two kids.
- Round-tipped brushes, ideally one for each cup to keep the colors separated
- Scrap cardboard such as cereal boxes or old poster board; cut into at least 9" X 12" pieces; one for each kid
- Wet wipes

*2. SHARE HIS STORY

[LIVE FOR GOD | APPLICATION ACTIVITY]

Made to Play: an activity that encourages learning through following guidelines and/or working as a group

WHAT YOU NEED:

- No supplies needed

3. LET YOUR LIGHT SHINE

[HEAR FROM GOD | MEMORY VERSE ACTIVITY]

Made to Play: an activity that encourages learning through following guidelines and/or working as a group

WHAT YOU NEED:

- Print the "Psalm 145:3 Cards" and cut apart; one set for every four kids.
- Print the "Number Cards" and cut apart; one set for every four kids.

HINT: Staple the "Psalm 145:3 Cards" and "Number Cards" together before you cut them. That way you can cut them apart at the same time.

- Paper plates; six for every four kids
 - Attach each "Psalm 145:3" card to a paper plate.
 - Cover each card with its corresponding "Number" card.
- Glow sticks with connectors, one for every four kids (If glow sticks aren't an option for your group, you can substitute yellow pom poms.)
- Tape or hook and loop tape if the plates are likely to slide on your floor

INDESCRIBABLE

YOUR CREATOR HAS NO LIMITS

WEEK
FIVE
AUGUST 2020

SMALL GROUP

K-1

PRELUDE

SOCIAL

STORY

WORSHIP

GROUPS

HOME

GETTING READY

HERE'S EVERYTHING YOU NEED TO KNOW TO GET READY FOR THIS WEEK

- Bible marked at Psalm 145:3
- (Optional) black light

4. PRAY AND DISMISS

[PRAY TO GOD | PRAYER ACTIVITY]

Made to Reflect: an activity that creates space for personal processing and application

WHAT YOU NEED:

- (Optional) Glow sticks; one for each kid

HOME: PROMPTING ACTION BEYOND THE EXPERIENCE


- Print on cardstock or email this week's GodTime devotionals and Parent Cue cards.
- Tell parents about our additional family resources: **Studio252.tv** and the **Parent Cue app**.



JUNGLE

What to Do:

Print on cardstock for each Small Group.




OCEAN

What to Do:
Print on cardstock for each Small Group.

"Ocean or Jungle" Activity Page 2/2
August 2020, Week 5, Small Group K-1
©2020 The reThink Group, Inc. All rights reserved.



TIGER



MONKEY



SLOTH




BUTTERFLY

What to Do:
Print on cardstock and cut apart for every Small Group.

"Ocean or Jungle Animals" Activity Page 1/2

August 2020, Week 5, Small Group K-1
©2020 The reThink Group, Inc. All rights reserved.




SHARK



CRAB



JELLYFISH



DOLPHIN

What to Do:

Print on cardstock and cut apart for every Small Group.

**"LORD, YOU
ARE GREAT.**

1

**YOU ARE
REALLY
WORTHY**

2

OF PRAISE.

3

NO ONE

4

**CAN
COMPLETELY
UNDERSTAND**

5

**HOW GREAT
YOU ARE."
PSALM 145:3
(NIRV)**

6

What to Do:

Print and cut apart. Provide one set for every four kids.

**"GREAT IS
THE LORD**

1

**AND MOST
WORTHY**

2

OF PRAISE;

3

**HIS
GREATNESS**

4

NO ONE

5

**CAN FATHOM."
PSALM 145:3
(NIV)**

6

What to Do:

Print and cut apart. Provide one set for every four kids.

1

2

3

4

5

6

What to Do:

Print and cut apart. Provide one set for every four kids.

"Number Cards" Activity Page

August 2020, Week 5, Small Group K-1
©2020 The reThink Group, Inc. All rights reserved.

TODAY'S SUGGESTED SCHEDULE

TODAY'S BIBLE STORY

Where You Lead
Salt and Light
Matthew 5:13-16

TODAY'S BOTTOM LINE

**God created you
to share His story.**

MONTHLY MEMORY VERSE

Lord, you are great.
You are really worthy of praise.
No one can completely
understand how great you are.
Psalm 145:3, NIV

MONTHLY LIFE APP

**Creativity—Imagining what
you could do because you're
made in God's image**

BASIC TRUTH

**I should treat others the way
I want to be treated.**

PRELUDE: Setting the tone for the experience

See the **Getting Ready** pages at the end of this document for a detailed description of what you'll need for today.

In the **Prelude** folder of your curriculum, you'll find a variety of other resources to help you prepare.

SMALL GROUP

15
MIN

SOCIAL: Providing time for fun interaction

Early Arriver
Opening Activity

LARGE GROUP

35
MIN

STORY: Communicating God's truth in engaging ways **WORSHIP: Inviting people to respond to God**

Welcome/Opener
Worship ("Everywhere I Go" from *Every Beat* and "I Will Follow" from *Zapped*)
Bible Story
Bottom Line
Prayer
Closer

SMALL GROUP

25
MIN

GROUPS: Creating a safe place to connect

Bible Story Review: Light the Way
Application Activity: Be the Light
Memory Verse Activity: Verse Spinner
Prayer Activity: Pray and Dismiss

HOME: Prompting action beyond the experience

Parent Cue Card (print or email)
GodTime devotional for kids
Studio252.tv
Parent Cue App

INDESCRIBABLE

YOUR CREATOR HAS NO LIMITS

WEEK
FIVE
AUGUST 2020

SMALL GROUP

2-3

PRELUDE

SOCIAL

STORY

WORSHIP

GROUPS

HOME

PROVIDING TIME FOR FUN INTERACTION
15 MINUTES

MADE TO PLAY

an activity that encourages learning through following guidelines and/or working as a group



Before kids arrive, take a few moments to pray for them. Pray for those who might visit your group for the first time. Pray that all of the kids would take to heart the truth that they were created by a creative God who has blessed each one of them with individual gifts and talents. Pray that God would lead the kids to discover what those gifts are and that He would give them opportunities to use those gifts to share His story.

TODAY'S BIBLE STORY

Where You Lead
Salt and Light
Matthew 5:13-16

TODAY'S BOTTOM LINE

**God created you
to share His story.**

MONTHLY MEMORY VERSE

**Lord, you are great.
You are really worthy of praise.
No one can completely
understand how great you are.**
Psalm 145:3, NIV

MONTHLY LIFE APP

**Creativity—Imagining what
you could do because you're
made in God's image**

BASIC TRUTH

**I should treat others the way
I want to be treated.**

1. EARLY ARRIVER IDEA

WHAT YOU NEED: Offering container, opaque cups, and electric votive

WHAT YOU DO:

- Invite kids to put their offering in the offering container as they arrive.
- Place three cups upside down on the table.
- Turn on the votive and place it under an opaque cup.
- Move the cups around, then let kids guess where the votive is. (Depending on the dynamic of your group, you can let kids guess all at once or have them take turns, with one kid being the guesser each round.)
- Think of creative ways to distract kids as you move the cups around, like exclaiming in a loud voice, "I didn't know Jojo Siwa (or other celebrity your kids like) went to church here!" while pointing behind the kids.

INDESCRIBABLE

YOUR CREATOR HAS NO LIMITS

WEEK
FIVE
AUGUST 2020

SMALL GROUP

2-3

PRELUDE

SOCIAL

STORY

WORSHIP

GROUPS

HOME

PROVIDING TIME FOR FUN INTERACTION
15 MINUTES

MADE TO PLAY

an activity that encourages learning through following guidelines and/or working as a group



2. OPENING ACTIVITY

WHAT YOU NEED: "Guess What Cards" Activity Pages, masking tape

WHAT YOU DO:

- One at a time, invite kids to the front of the group.
- Use a loop of masking tape to stick a card on their forehead.
- They must ask yes or no questions to the group to discover more about their secret object.
- At the end of ten questions, if they haven't guessed already, they must take a guess.
- Play until everyone who wants to participate has had a turn.

TODAY'S BIBLE STORY

Where You Lead
Salt and Light
Matthew 5:13-16

WHAT YOU SAY:

"All of these things had something in common. Can you guess? They either had to do with SALT or LIGHT. **[Transition] Let's go hear more in Large Group!**"

Lead your group to the Large Group area.

TODAY'S BOTTOM LINE

**God created you
to share His story.**

MONTHLY MEMORY VERSE

**Lord, you are great.
You are really worthy of praise.
No one can completely
understand how great you are.**
Psalm 145:3, NIV

MONTHLY LIFE APP

**Creativity—Imagining what
you could do because you're
made in God's image**

BASIC TRUTH

**I should treat others the way
I want to be treated.**

INDESCRIBABLE

YOUR CREATOR HAS NO LIMITS

WEEK
FIVE
AUGUST 2020

SMALL GROUP

2-3

PRELUDE

SOCIAL

STORY

WORSHIP

GROUPS

HOME

CREATING A SAFE PLACE TO CONNECT
25 MINUTES

MADE TO MOVE

an activity that increases the oxygen in the brain and taps into the energy in the body



*1. LIGHT THE WAY

[TALK ABOUT GOD | BIBLE STORY REVIEW]

WHAT YOU NEED: Hula hoops, flashlights, five containers holding light sources, and Bibles

WHAT YOU DO:

Note: This is a room-wide activity with all Small Groups competing against each other. If you don't have more than

one group, divide kids into two teams.

- Place a hula hoop, one for each team, around the perimeter of your environment.
- Assign each team a hula hoop.
- Instruct teams to form a line by their hula hoop and link arms.
- Teams will race to collect the five different light sources that will be scattered throughout the room.
 - Give the kid in the front of each line a flashlight.
 - The kid with the flashlight will light the way to direct their team to a container.
 - Once they reach a container, they pick up a light source from the container and return to their hula hoop to place it inside.
 - Each time the team returns to their hula hoop, a new kid gets the flashlight and becomes the leader.
 - Teams must always have arms linked before heading out to find another light source.
 - When everyone understands the game, turn off the lights, THEN randomly place the light source containers throughout the environment.
 - Say, "On your mark, get set, GO!"
 - The first team to retrieve all five light sources, wins.
- Tell teams to return to their Small Groups with their hula hoop and light sources for discussion and wrap-up.
- Read Matthew 5:14-16 to the group.
- Ask: What is the purpose of the lamp? So you can see things. In our game, what was the purpose of the flashlight? To help you find the containers and lead the way back to your hula hoop.
- To dig deeper, ask: Why do you think the Bible is a light source? *This is an opportunity to teach that one way to know God's story is to read the Bible. The Bible shines light to show us how to love others like Jesus. Share how learning God's Word has helped you know God.*

TODAY'S BIBLE STORY

Where You Lead

Salt and Light
Matthew 5:13-16

TODAY'S BOTTOM LINE

**God created you
to share His story.**

MONTHLY MEMORY VERSE

**Lord, you are great.
You are really worthy of praise.
No one can completely
understand how great you are.**
Psalm 145:3, NIV

MONTHLY LIFE APP

**Creativity—Imagining what
you could do because you're
made in God's image**

BASIC TRUTH

**I should treat others the way
I want to be treated.**

WHAT YOU SAY:

"Jesus says, 'You are the light of the world.' Just like the flashlight lit the way to help you see the containers and hula hoops, Jesus tells you to light the way to help others see Him. **God created you to share His story** and share Jesus' love with others. God wants you to talk about Him, and He wants your actions to honor Him and show others they are important to Him. When you invite

INDESCRIBABLE

YOUR CREATOR HAS NO LIMITS

WEEK
FIVE
AUGUST 2020

SMALL GROUP

2-3

PRELUDE

SOCIAL

STORY

WORSHIP

GROUPS

HOME

CREATING A SAFE PLACE TO CONNECT
25 MINUTES

(* 1. LIGHT THE WAY, CONTINUED)

someone to church, you are sharing Jesus' story. When you respond kindly to someone who annoys you, you share Jesus' story by treating others the way you want to be treated. Every time you trust God, no matter what, you share His story by showing others how important God is to you and that trusting God is a wise choice."

INDESCRIBABLE

YOUR CREATOR HAS NO LIMITS

WEEK
FIVE
AUGUST 2020

SMALL GROUP

2-3

PRELUDE

SOCIAL

STORY

WORSHIP

GROUPS

HOME

CREATING A SAFE PLACE TO CONNECT
25 MINUTES

MADE TO PLAY

an activity that encourages learning through following guidelines and/or working as a group



2. BE THE LIGHT

[LIVE FOR GOD | APPLICATION ACTIVITY]

WHAT YOU NEED: "Light Game Tiles," "Lights Out Game Tiles," "Game Board" Activity Page, "Light Cards," "Start/End Game Tiles," cardstock, and die

WHAT YOU DO:

- Pair kids up into teams.
- Lay out the "Game Tiles" and cardstock on the floor as shown on the "Game Board" Activity Page.
- Line the teams up at the "Start Tile."
- With each turn, teams roll a die to determine how many spaces they can move together. Before teams can move forward along the "Game Board," they must say, "God created me to share His story."
- If a team lands on a space with a lit candle, they draw a "Light Card" and follow the instructions.
- If a team lands on a space with an extinguished candle, they roll the die again to see how many spaces they must move back.
- The first team to reach the "Good Job!" space, wins.
- If you run out of "Light Cards" before a winner is declared, shuffle the cards and reuse them.
- If time allows, play a couple of rounds.

TODAY'S BIBLE STORY

Where You Lead

Salt and Light
Matthew 5:13-16

TODAY'S BOTTOM LINE

**God created you
to share His story.**

MONTHLY MEMORY VERSE

**Lord, you are great.
You are really worthy of praise.
No one can completely
understand how great you are.**
Psalm 145:3, NIV

MONTHLY LIFE APP

**Creativity—Imagining what
you could do because you're
made in God's image**

BASIC TRUTH

**I should treat others the way
I want to be treated.**

WHAT YOU SAY:

"You are made in the image of God and **God created you to share His story.** When we let our light shine and treat others the way we want to be treated, we show them who Jesus is. Imagine you won a trip to Disney World®. You would be so excited that you would tell all your friends. We should be that excited to show Jesus' love to others. Jesus has done so much for us. He made a way for us to be with God, now and forever. That is really cool! We can share His story with our words and our actions. Every time we let our light shine and treat others the way we want to be treated we share God's story with the world."

INDESCRIBABLE

YOUR CREATOR HAS NO LIMITS

WEEK
FIVE
AUGUST 2020

SMALL GROUP

2-3

PRELUDE

SOCIAL

STORY

WORSHIP

GROUPS

HOME

CREATING A SAFE PLACE TO CONNECT
25 MINUTES

MADE TO CREATE

an activity that explores ideas through the process of drawing, building, designing, and problem-solving



3. VERSE SPINNER

[HEAR FROM GOD | MEMORY VERSE ACTIVITY]

WHAT YOU NEED: "Spinner Template" Activity Page, paper plates, markers, scissors, pennies, Bibles, and stickers (optional)

TODAY'S BIBLE STORY

Where You Lead

Salt and Light
Matthew 5:13-16

TODAY'S BOTTOM LINE

**God created you
to share His story.**

MONTHLY MEMORY VERSE

**Lord, you are great.
You are really worthy of praise.
No one can completely
understand how great you are.**
Psalm 145:3, NIV

MONTHLY LIFE APP

**Creativity—Imagining what
you could do because you're
made in God's image**

BASIC TRUTH

**I should treat others the way
I want to be treated.**

WHAT YOU DO:

- Look up Psalm 145:3 and read it together. See tips for looking up verses with 2nd and 3rd graders in Week One.
- Give each kid a paper plate and a "Spinner Template."
- Guide them to trace the "Spinner Template" on their paper plate and cut out the circle.
- Help kids fold the disc in half and cut a quarter-inch slit in the center.
- Tell kids to write the memory verse on the cut-out circle and decorate it with several different colors and the stickers (if provided).
- When they are finished, help kids put a penny in the slit in the center. It may take a bit of wiggling to secure the penny in the slit.
- On a hard surface, like a table or non-carpeted floor, challenge kids to spin the disc by spinning the penny.
- Challenge kids to say the entire verse before their "Verse Spinner" stops moving.

WHAT YOU SAY:

"Such creative Verse Spinners! You did a great job memorizing our verse this month! Let's say Psalm 145:3 together. 'Lord, you are great. You are really worthy of praise. No one can completely understand how great you are.' (NIV) God IS great! And we should share His greatness with others. **God created you to share His story**, and share who He is." [Make It Personal] (Share with the group who first told you about God's story. Maybe it was your parents when they taught you how to pray. Maybe your grandparents would read a chapter of the Bible to you when you visited. Maybe a friend invited you to church.)

INDESCRIBABLE

YOUR CREATOR HAS NO LIMITS

WEEK
FIVE
AUGUST 2020

SMALL GROUP

2-3

PRELUDE

SOCIAL

STORY

WORSHIP

GROUPS

HOME

CREATING A SAFE PLACE TO CONNECT
25 MINUTES

MADE TO CONNECT

an activity that invites kids to share and collaborate with others while growing their understanding



TODAY'S BIBLE STORY

Where You Lead

Salt and Light
Matthew 5:13-16

TODAY'S BOTTOM LINE

**God created you
to share His story.**

MONTHLY MEMORY VERSE

**Lord, you are great.
You are really worthy of praise.
No one can completely
understand how great you are.**
Psalm 145:3, NIV

MONTHLY LIFE APP

**Creativity—Imagining what
you could do because you're
made in God's image**

BASIC TRUTH

**I should treat others the way
I want to be treated.**

4. PRAY AND DISMISS [PRAY TO GOD | PRAYER ACTIVITY]

WHAT YOU NEED: Electric votive

WHAT YOU DO:

- Gather kids in a circle.
- Ask kids:
 - Who first told you about God's story? When was the first time you remember hearing about Jesus?
 - Can you give an example of when you might talk about Jesus with your family? What about your friends?
- Pass the votive around the circle.
- When the candle gets to them, ask each kid to thank God for someone in their life who shared His story with them, then pass the candle to the next kid.
- Encourage kids to be specific.
 - Thank You for Grandma Hattie.
 - Thank You for our church.
 - Thank You for this group.
- Close in prayer.

WHAT YOU SAY:

"God, You are GREAT! We want to shine our light so others can see how creative You are. We want the way we act and the words we use to make others want to know more about You. Help us see opportunities to share Your story with the people in our lives. In Jesus' name, amen!"

As adults arrive to pick up, encourage kids to show their families the Verse Spinner they made.

GETTING READY

HERE'S EVERYTHING YOU NEED TO KNOW TO GET READY FOR THIS WEEK

SOCIAL: PROVIDING TIME FOR FUN INTERACTION (15 MINUTES)

Welcome kids and spend time engaging in conversation and catching up. Get ready to experience today's story.

(Choose one or both of these activities.)

1. EARLY ARRIVER

Made to Play: an activity that encourages learning through following guidelines and/or working as a group

WHAT YOU NEED:

- An offering container
- Three opaque cups, like colored plastic or foam
- One electric votive

2. OPENING ACTIVITY

Made to Play: an activity that encourages learning through following guidelines and/or working as a group

WHAT YOU NEED:

- Print and cut apart "Guess What Cards" Activity Pages; one set for each group
- Masking tape

GROUPS: CREATING A SAFE PLACE TO CONNECT (25 MINUTES)

Create a safe place to connect and learn how the Bible story applies to real life experiences, through interactive activities and discussion questions.

(Choose as many of these activities as you like.)

* If you don't have time to do all these activities, be sure to do activity #1.

* 1. LIGHT THE WAY

[TALK ABOUT GOD | BIBLE STORY REVIEW]

Made to Explore: an activity that extends learning through hands-on experimentation and discovery

WHAT YOU NEED:

Note: This is a room-wide activity and works best in a room that can be darkened.

- Containers; five for each environment
 - For example, plastic bins, bags, or buckets
 - The containers do not have to be identical.

- Each container will hold a different light source.
- Five different light sources (glow sticks, candles, electric votives, etc.); one each for each Small Group.
 - For example, if you have five Small Groups and you're using glow sticks, electric votives, wax candles, and glow-in-the-dark stars, you'll need five of each item.
- Place one type of light source in each of the containers—one container holds five glow sticks, one container holds five wax candles, etc.
- Flashlights; one for each group
- Hula hoops; one for each group
- Bibles

2. BE THE LIGHT

[LIVE FOR GOD | APPLICATION ACTIVITY]

Made to Play: an activity that encourages learning through following guidelines and/or working as a group

WHAT YOU NEED:

- Print the "Game Board" Activity Page; one for each Small Group
- Print the "Light Game Tiles" Activity Page on cardstock; four for each Small Group
- Print the "Lights Out Game Tiles" Activity Page on cardstock; four for each Small Group
- Print the "Start/End Game Tiles" Activity Page on cardstock; one for each Small Group
- Print "Light Cards" Activity Page; one set for each Small Group
- Blank cardstock; about 20 sheets for each Small Group
- Die; one for each Small Group

3. SPINNER VERSE

[HEAR FROM GOD | MEMORY VERSE ACTIVITY]

Made to Create: an activity that explores ideas through the process of drawing, building, designing, and problem-solving

WHAT YOU NEED:

- Print "Spinner Template" Activity Page, one for each kid, OR use any sturdy circular object that is about 4½ inches in diameter for kids to trace, such as a CD.
- Sturdy paper plates; at least one for each kid
- Markers in various colors

INDESCRIBABLE

YOUR CREATOR HAS NO LIMITS

WEEK
FIVE
AUGUST 2020

SMALL GROUP

2-3

PRELUDE

SOCIAL

STORY

WORSHIP

GROUPS

HOME

GETTING READY

HERE'S EVERYTHING YOU NEED TO KNOW TO GET READY FOR THIS WEEK

- Scissors
- Pennies; one for each kid
- Bibles
- (Optional) Stickers

4. PRAY AND DISMISS

[PRAY TO GOD | PRAYER ACTIVITY]


Made to Connect: an activity that invites kids to share and collaborate with others while growing their understanding

WHAT YOU NEED:


- Electric votive; one for each Small Group

HOME: PROMPTING ACTION BEYOND THE EXPERIENCE


- Print on cardstock or email this week's GodTime devotionals and Parent Cue cards.
- Tell parents about our additional family resources: **Studio252.tv** and the **Parent Cue app**.



Flashlight



Candle




**Christmas
lights**




Campfire

What to Do:


Print on white cardstock and cut apart. Provide one set for each small group.



Lamp



Popcorn




Cell
phone




Potato
chips

What to Do:

Print on white cardstock and cut apart. Provide one set for each small group.



Pretzels



Butter




**Baked
potato**



Noodles


What to Do:

Print on white cardstock and cut apart. Provide one set for each small group.



What to Do:
Print one for each Small Group.

"Game Board" Activity Page
August 2020, Week 5, Small Group 2-3
©2020 The reThink Group, Inc. All rights reserved.

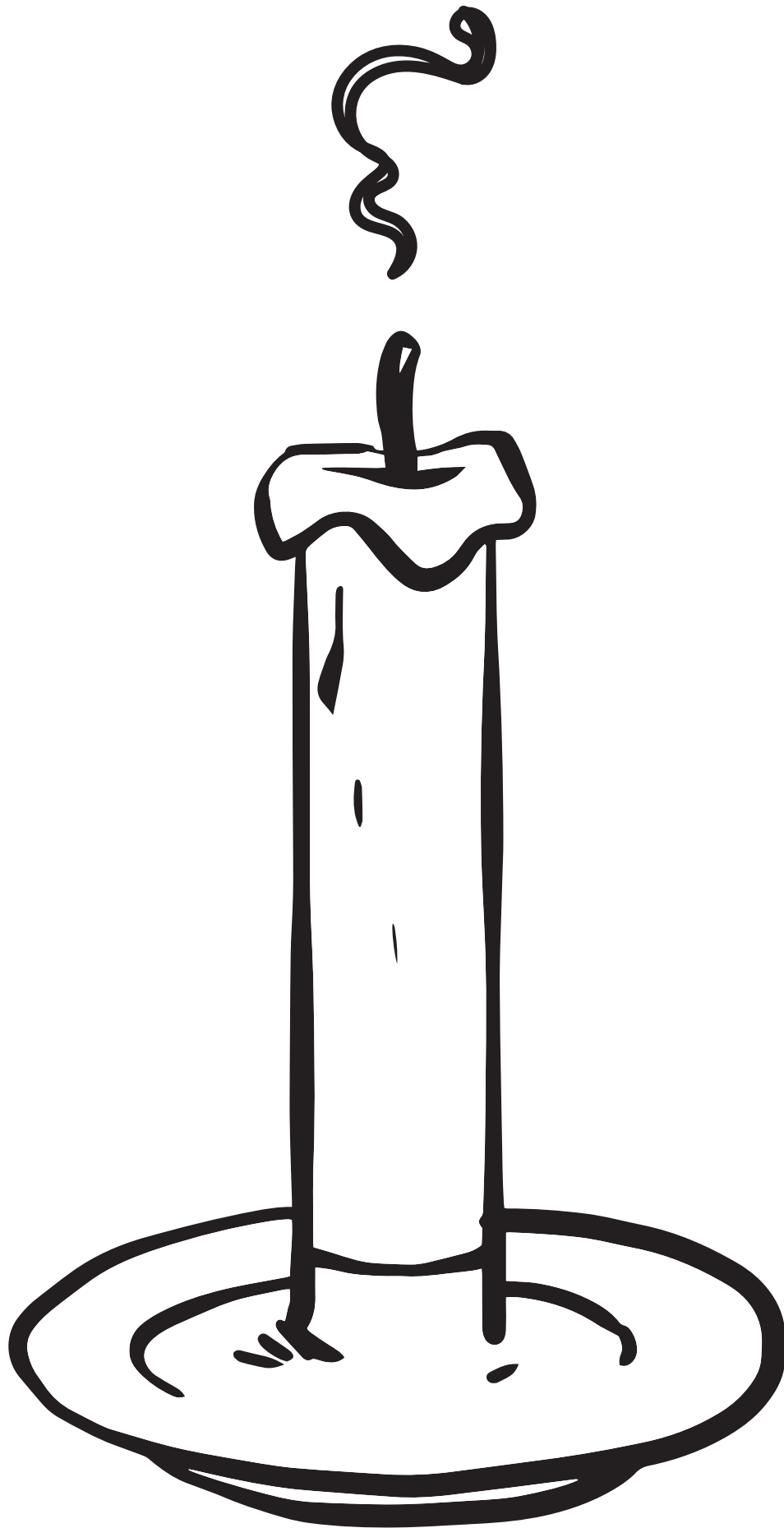


What to Do:

Print on cardstock. Provide four for each Small Group.

"Light Game Tiles" Activity Page

August 2020, Week 5, Small Group 2-3
©2020 The reThink Group, Inc. All rights reserved.



What to Do:

Print on cardstock. Provide four for each Small Group.

"Lights Out Game Tiles" Activity Page

August 2020, Week 5, Small Group 2-3
©2020 The reThink Group, Inc. All rights reserved.

START

What to Do:

Print one on cardstock for each Small Group.

"Start/End Game Tiles" Activity Page 1/2

August 2020, Week 5, Small Group 2-3
©2020 The reThink Group, Inc. All rights reserved.

GOOD
JOB!

What to Do:

Print one on cardstock for each Small Group.

"Start/End Game Tiles" Activity Page 2/2

August 2020, Week 5, Small Group 2-3

©2020 The reThink Group, Inc. All rights reserved.

You invited a friend to church. Move ahead five spaces.

You helped your friend study for a spelling test and prayed with him that you both would be calm and do your best on the test. Move ahead five spaces.

You invited the new kid in your neighborhood to come over to play video games with you. You even got a chance to tell him what you learned about Jesus in church last Sunday. Move ahead three spaces.

You entertained your younger sister while your dad made dinner. Move ahead five spaces.

You shared your lunch with a friend who left their lunch at home. Move ahead three spaces.

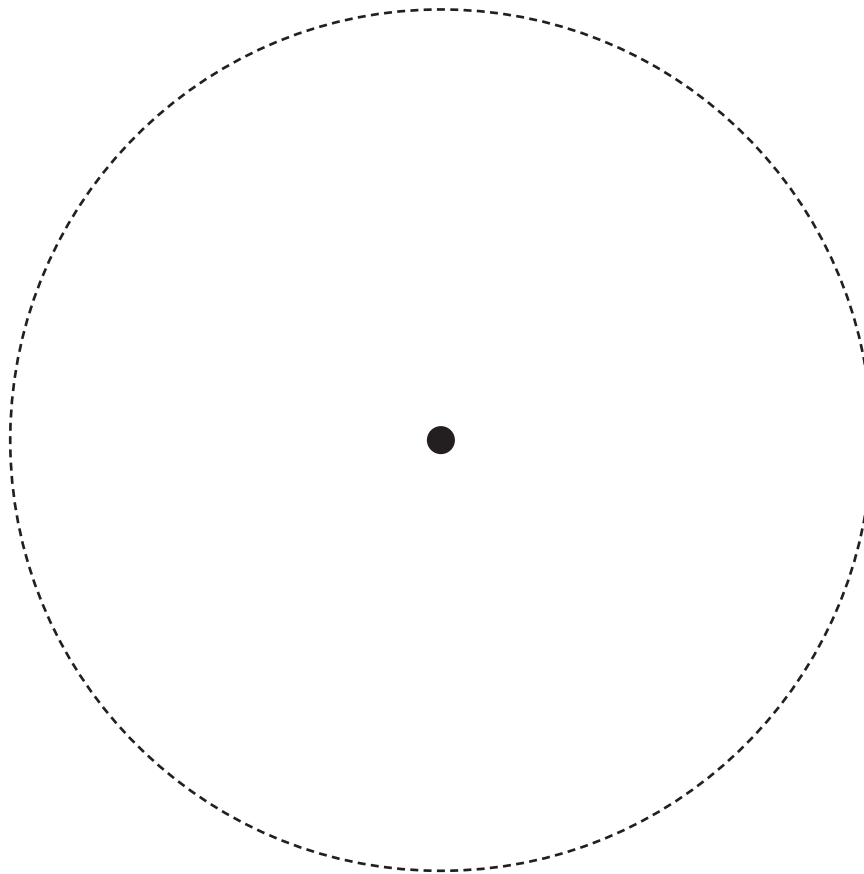
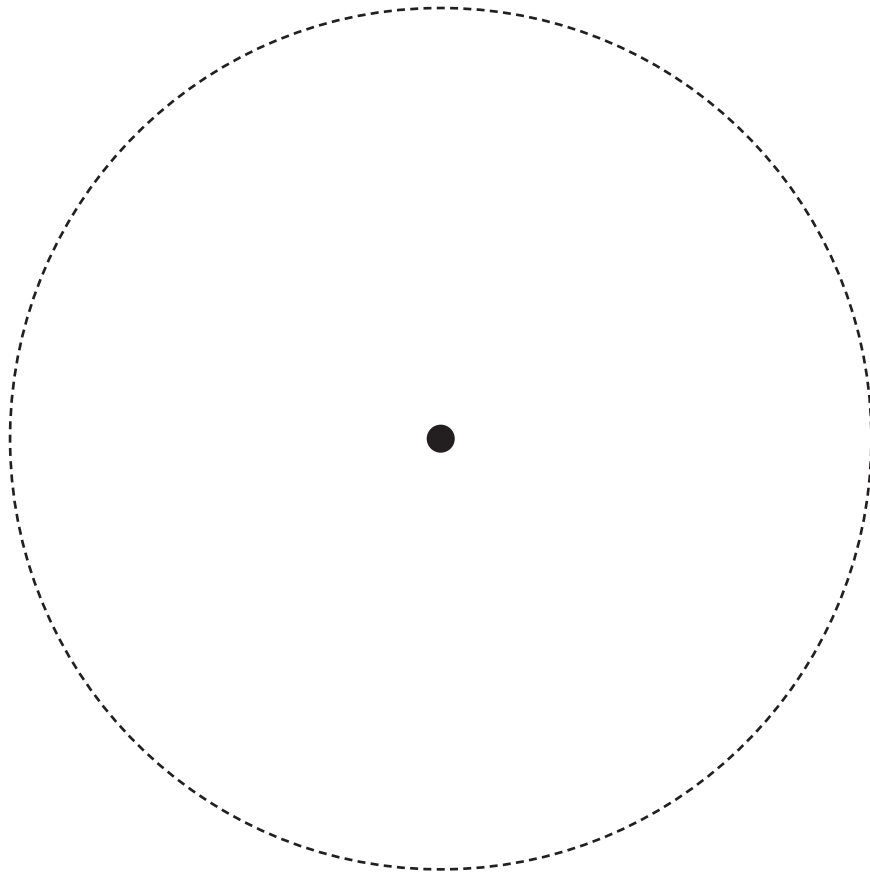
When your friends asked why you sat on the bus with someone you don't really get along with, you responded that Jesus wants you to be kind to everyone. Move ahead five spaces.

A friend hurt your feelings, and you forgave them because Jesus forgives you. Move ahead three spaces.

You spent time doing a puzzle with your grandma instead of using screen time. Move ahead five spaces.

What to Do:

Print and apart. Provide one set for each Small Group.



What to Do:

Print on cardstock and cut out the circles. Provide one for each kid or enough to share.

"Spinner Template" Activity Page

August 2020, Week 5, Small Group 2-3
©2020 The reThink Group, Inc. All rights reserved.



TODAY'S SUGGESTED SCHEDULE

TODAY'S BIBLE STORY

Where You Lead
Salt and Light
Matthew 5:13-16

TODAY'S KEY QUESTION

Who first told you
about God's story?

MONTHLY MEMORY VERSE

Lord, you are great.
You are really worthy of praise.
No one can completely
understand how great you are.
Psalm 145:3, NIV

MONTHLY LIFE APP

Creativity—Imagining what
you could do because you're
made in God's image

BASIC TRUTH

I should treat others the way
I want to be treated.

PRELUDE: Setting the tone for the experience

See the **Getting Ready** pages at the end of this document for a detailed description of what you'll need for today. In the **Prelude** folder of your curriculum, you'll find a variety of other resources to help you prepare.

SMALL GROUP

15
MIN

SOCIAL: Providing time for fun interaction

Early Arriver
Opening Activity

LARGE GROUP

35
MIN

STORY: Communicating God's truth in engaging ways **WORSHIP: Inviting people to respond to God**

Welcome/Opener
Worship ("Live Differently" from *Kidmin Worship Vol. 5*,
"Live My Life" from *Life My Life* single, and "What A
Beautiful Name" from *Kidmin Worship Vol. 6*)
Bible Story (Communicator Script)
Key Question
Prayer

SMALL GROUP


25
MIN

GROUPS: Creating a safe place to connect

Application Activity: Take a Snapshot
Bible Story Review: Bible Story Review and
Discussion Questions
Memory Verse Activity: Verses to Take with You
Prayer Activity: Make it Personal with Prayer

HOME: Prompting action beyond the experience

Parent Cue Card (print or email)
GodTime devotional for kids
Studio252.tv
Parent Cue App



WEEK
FIVE
AUGUST 2020

SMALL GROUP
PRETEEN

PRELUDE **SOCIAL** **STORY** **WORSHIP** **GROUPS** **HOME**

PROVIDING TIME FOR FUN INTERACTION
15 MINUTES

MADE TO PLAY

an activity that encourages learning through following guidelines and/or working as a group



Before kids arrive, take some time to remember the time you first heard about Jesus or the time that you first understand Who He really was and is in your life. Thank God for His Son and His plan for redemption, and ask Him for guidance in how to lead your group today.

TODAY'S BIBLE STORY

Where You Lead
Salt and Light
Matthew 5:13-16

TODAY'S KEY QUESTION

Who first told you about God's story?

MONTHLY MEMORY VERSE

**Lord, you are great.
You are really worthy of praise.
No one can completely understand how great you are.**
Psalm 145:3, NIV

MONTHLY LIFE APP

Creativity—Imagining what you could do because you're made in God's image

BASIC TRUTH

I should treat others the way I want to be treated.

1. JUST FOR FUN

WHAT YOU NEED: Offering container, salt, paper plates

WHAT YOU DO:

- **Invite** kids to place their offerings in the container.
- **Give** partners a plate containing a thin layer of salt.
- **Direct** them to use their fingers as pens and draw a grid in the salt by making four lines down and four lines across.
- **Let** one partner choose to draw X's and the other O's then play Tic-Tac-Toe.
 - The "X" player goes first then the partners alternate placing "X"s and "O"s inside the squares of the grid until a row is completed horizontally, vertically, or diagonally.
 - If all 16 squares are filled and neither player has four in a row, the game is a draw.
- **Switch** partners and repeat.



PROVIDING TIME FOR FUN INTERACTION
15 MINUTES

MADE TO PLAY

an activity that encourages learning through following guidelines and/or working as a group



2. OPENING ACTIVITY

WHAT YOU NEED: Aluminum foil, flashlight

WHAT YOU DO:

- **Separate** into teams of three or four kids (boys with boys; girls with girls).
- **Give** each team a roll of foil.
- **Tell** everyone they have five minutes to wrap one of their teammates from head to toe (not face) in foil until they "shine."
- **Gather** kids back together when groups are finished.
- **Shine** a flashlight on each foil-covered teammate to see if one shines more brightly than the other.
 - If you have access to a darkened room, that'd be the perfect place to test their shine.
- **Remove** the foil and place in a recycling bin.

TODAY'S BIBLE STORY

Where You Lead
Salt and Light
Matthew 5:13-16

WHAT YOU SAY:

"There's no hiding the light that shines off of our foil friends. God wants us all to shine—but thankfully He doesn't ask us to wear aluminum foil to do it! **[Transition] Let's go to Large Group to hear what He has called us to do and how we can use our creativity to do it!**"

Lead your group to the Large Group area.

TODAY'S KEY QUESTION

Who first told you about God's story?

MONTHLY MEMORY VERSE


**Lord, you are great.
You are really worthy of praise.
No one can completely understand how great you are.**
Psalm 145:3, NIV

MONTHLY LIFE APP

Creativity—Imagining what you could do because you're made in God's image

BASIC TRUTH

I should treat others the way I want to be treated.



PRELUDE SOCIAL STORY WORSHIP GROUPS HOME

CREATING A SAFE PLACE TO CONNECT
25 MINUTES

MADE TO CONNECT

an activity that invites kids to share and collaborate with others while growing their understanding



1. TAKE A SNAPSHOT
[TALK ABOUT GOD | APPLICATION ACTIVITY]

WHAT YOU NEED: No supplies needed

WHAT YOU DO:

- **Invite** kids to take turns sharing funny stories of stuff they did as little kids.
 - What are some favorite memories they have (or have been told) from when they were younger?
 - If your group is big enough, divide kids into groups of three and let them spend a few minutes sharing stories.
 - Then gather kids back all together.
 - Guide them to take turns telling the story of someone else who was in their group of three and let the rest of the group try to guess which person the story is about.
- **Include** memories they have of learning about God.
 - Who helped them first learn about Jesus?
 - What Bible stories do they recall from earlier years?
 - Did they have favorite Children’s Ministry person or Small Group Leader?

TODAY’S BIBLE STORY

Where You Lead
Salt and Light
Matthew 5:13-16

TODAY’S KEY QUESTION

Who first told you about God’s story?

MONTHLY MEMORY VERSE

**Lord, you are great.
You are really worthy of praise.
No one can completely understand how great you are.**
Psalm 145:3, NIV

MONTHLY LIFE APP

Creativity—Imagining what you could do because you’re made in God’s image

BASIC TRUTH

I should treat others the way I want to be treated.

WRAP UP AND SAY:

“If you heard about Jesus as a little kid or just recently, it’s because someone knew that God’s story was worth sharing with you. It may have been a friend, parent, church leader, family member, or someone who wrote a book you read or spoke at a camp you visited. No matter who it was, God used them to shine the light of His love into your heart and help you understand who Jesus is and what He’s done for you. You can do that, too. If you know and follow Jesus, He will help you use your gifts and talents in creative ways to share the most important story anyone will ever hear—the story of how God sent His Son, Jesus, to rescue us.”



CREATING A SAFE PLACE TO CONNECT
25 MINUTES

MADE TO EXPLORE

an activity that extends learning through hands-on experimentation and discovery



2. BIBLE STORY EXTENSION
[TALK ABOUT GOD | BIBLE STORY REVIEW]

WHAT YOU NEED: "Lightbulb" Activity Page, salt, squeeze bottles of white glue, liquid watercolors, cookie sheets, paintbrushes, table covering

WHAT YOU DO:

- **Cover** the work area with a plastic table cloth.
 - **Set out** the water colors and brushes within reach of the teams
 - **Form** groups of three kids.
- Note: If you have enough supplies and a manageable amount of kids, let each kid make his or her own salty lightbulb painting.*
- **Give** each group a copy of the "Lightbulb" Activity Page, a cookie sheet, and a bottle of glue.
 - **Direct** teams to use the glue to trace a thick line over the outline of the lightbulb.
 - **Tell** kids to sprinkle the glued area with salt until it is thoroughly covered.
 - **Tip** the cardstock gently to let extra salt fall onto the cookie sheet.
 - **Show** kids how to dip the paint brush into the liquid water color then gently touch the brush to the salt-covered glue lines in several places.
 - The paint will begin to travel in both directions along the line of glue and salt.
 - **Repeat** with each color.
 - After kids have observed the colors moving and blending together, set all of the paintings aside to dry.
 - Dry time could be up to two days, so make sure kids and families are aware of this as they leave today.
 - **Ask** for a volunteer to look up today's Bible story and read it aloud. (Matthew 5:14-16).
 - **Discuss** some ways the salt experiment is an illustration of sharing God's story with others.
 - In what ways are Jesus followers like salt?
 - How are they like light?
 - If each grain of salt represented a person who needs to hear God's story, how is this experiment an illustration of the following statement: "God created you to share His story."
 - When you think of spreading the story of Jesus by sharing it with others, what are some ways you see yourself able to do that?
 - We talk to others about the things that are important to us. Why do we sometimes have a hard time talking about God or our church?
 - **Challenge** your group to think about ways they can be salt and light.
 - Who do you know that needs to hear God's story?
 - Given the opportunity, how would you show someone what it looks like to be a follower of Jesus? What would you tell them?
 - **Encourage** everyone to look for creative ways to use their gifts to shine for Jesus this week.

TODAY'S BIBLE STORY

Where You Lead
Salt and Light
Matthew 5:13-16

TODAY'S KEY QUESTION

Who first told you about God's story?

MONTHLY MEMORY VERSE

**Lord, you are great.
You are really worthy of praise.
No one can completely understand how great you are.**
Psalm 145:3, NIV

MONTHLY LIFE APP

Creativity—Imagining what you could do because you're made in God's image

BASIC TRUTH

I should treat others the way I want to be treated.



CREATING A SAFE PLACE TO CONNECT
25 MINUTES

MADE TO CONNECT

an activity that invites kids to share and collaborate with others while growing their understanding



3. DISCUSSION QUESTIONS
[LIVE FOR GOD | APPLICATION ACTIVITY]

WHAT YOU NEED: No supplies needed

WHAT YOU DO:

Ask:

- What do you think is the most important thing you can do in order to use your talents, mind, and creativity to point others to God?
- What might you need to do differently if you thought of yourself as light and salt to those around you every day?
- Why is it important for those who follow Jesus to tell others about Him?
- **[Make it Personal] (Tell kids about how you first learned about Jesus. Who told you the story or brought you to church?)**
- What makes it hard to tell others about Jesus? What do we worry will happen if we tell people about Jesus? How can we overcome our fears?

TODAY'S BIBLE STORY

Where You Lead
Salt and Light
Matthew 5:13-16

TODAY'S KEY QUESTION

Who first told you about God's story?

MONTHLY MEMORY VERSE

**Lord, you are great.
You are really worthy of praise.
No one can completely understand how great you are.**
Psalm 145:3, NIV

MONTHLY LIFE APP

Creativity—Imagining what you could do because you're made in God's image

BASIC TRUTH

I should treat others the way I want to be treated.



WEEK
FIVE
AUGUST 2020

SMALL GROUP
PRETEEN

PRELUDE SOCIAL STORY WORSHIP GROUPS HOME

CREATING A SAFE PLACE TO CONNECT
25 MINUTES

MADE TO IMAGINE

an activity that promotes empathy and facilitates concrete application through role-play and reenactment



4. VERSE TO TAKE WITH YOU [HEAR FROM GOD | MEMORY VERSE ACTIVITY]

WHAT YOU NEED: Bible, guest speaker(s), chairs for your guests

WHAT YOU DO:

- **Read** aloud Psalm 96:2-3 as you remind kids that God created us to tell His story.
- **Introduce** your guest(s) to the kids.
- **Help** the guest get better acquainted with the group by having kids take turns filling in the following sentence: "My name is _____, and I like to _____."
- **Allow** plenty of time for your guest to share the story of how someone told them about Jesus.
- **Prompt**, if needed, with some simple questions:
 - Who told you about Jesus or where did you first hear about Him?
 - What did they say and how did they act?
 - How did you respond?
 - Why is it important for us to share Jesus with others?
 - When you feel afraid to tell God's story to others, what helps you the most?
- **Invite** kids to ask questions of their own.

TODAY'S BIBLE STORY

Where You Lead
Salt and Light
Matthew 5:13-16

TODAY'S KEY QUESTION

Who first told you about God's story?

MONTHLY MEMORY VERSE


**Lord, you are great.
You are really worthy of praise.
No one can completely understand how great you are.**
Psalm 145:3, NIV

MONTHLY LIFE APP

Creativity—Imagining what you could do because you're made in God's image

BASIC TRUTH

I should treat others the way I want to be treated.



WEEK
FIVE
AUGUST 2020

SMALL GROUP
PRETEEN

PRELUDE SOCIAL STORY WORSHIP GROUPS HOME

CREATING A SAFE PLACE TO CONNECT
25 MINUTES

MADE TO REFLECT

an activity that creates space
for personal processing
and application



5. MAKE IT PERSONAL WITH PRAYER
[PRAY TO GOD | PRAYER ACTIVITY]

WHAT YOU NEED: "Closing Prayer" Activity Page, basket

WHAT YOU DO:

- **Challenge** kids to think of one thing they are going to do this week to improve a skill they have in order to best use it for God.
- **Close** in prayer by letting each kid take a "Closing Prayer" from the basket and read it aloud.
 - If they want to use their own words in addition to the printed prayer, encourage them to do so.

TODAY'S BIBLE STORY

Where You Lead
Salt and Light
Matthew 5:13-16

TODAY'S KEY QUESTION

**Who first told you
about God's story?**

MONTHLY MEMORY VERSE

**Lord, you are great.
You are really worthy of praise.
No one can completely
understand how great you are.**
Psalm 145:3, NIV

MONTHLY LIFE APP

**Creativity—Imagining what
you could do because you're
made in God's image**

BASIC TRUTH

**I should treat others the way
I want to be treated.**



GETTING READY

HERE'S EVERYTHING YOU NEED TO KNOW TO GET READY FOR THIS WEEK

SOCIAL: PROVIDING TIME FOR FUN INTERACTION (15 MINUTES)

Welcome kids and spend time engaging in conversation and catching up. Get ready to experience today's story.

(Choose one or both of these activities.)

1. JUST FOR FUN

Made to Play: an activity that encourages learning through following guidelines and/or working as a group

WHAT YOU NEED:

- An offering container
- Large paper plates; five per group (or one for every two kids)
 - Plates should have raised edges and should preferably be a color other than white
- Table salt; three or four measuring cups worth
 - Should be enough salt to create a thin, solid layer on each paper plate

2. OPENING ACTIVITY

Made to Play: an activity that encourages learning through following guidelines and/or working as a group

WHAT YOU NEED:

- Large roll of inexpensive aluminum foil; one for three or four kids
- Bright beam flashlight

GROUPS: CREATING A SAFE PLACE TO CONNECT (25 MINUTES)

Create a safe place to connect and learn how the Bible story applies to real life experiences, through interactive activities and discussion questions.

(Choose as many of these activities as you like.)

1. TAKE A SNAPSHOT

[LIVE FOR GOD | APPLICATION ACTIVITY]

Made to Connect: an activity that invites kids to share and collaborate with others while growing their understanding

WHAT YOU NEED:

- No supplies needed

2. BIBLE STORY EXTENSION

[TALK ABOUT GOD | BIBLE STORY REVIEW]

Made to Explore: an activity that extends learning through hands-on experimentation and discovery

WHAT YOU NEED:

- Bible
- Print the "Lightbulb" Activity page on cardstock; one for every three kids
- Cookie/baking sheet; one for every three kids
- Bottle of white glue; one for every three kids
- Half cup of salt in a paper cup; one for every three kids
- Watercolor paints in yellow, blue, red, green; one set for every three kids
- Paper plate; one for every three kids
- Four paintbrushes
- Plastic table cloth or other covering as needed for work area; one per Small Group
 - Place a about a teaspoon of each color of paint on each group's paper plates

To view a video of this experiment; go to,

<https://bit.ly/2K9UCaZ>

3. DISCUSSION QUESTIONS

[LIVE FOR GOD | APPLICATION ACTIVITY]

Made to Connect: an activity that invites kids to share and collaborate with others while growing their understanding

WHAT YOU NEED:

- No supplies needed


4. VERSE TO TAKE WITH YOU

[HEAR FROM GOD | MEMORY VERSE ACTIVITY]

Made to Imagine: an activity that promotes empathy and facilitates concrete application through role-play and reenactment

WHAT YOU NEED:

- Bible
- One or two guest speakers that you contacted earlier to share a personal experience of how someone told them God's story.
- Provide a place for your guest speakers to sit.



WEEK
FIVE
AUGUST 2020

SMALL GROUP
PRETEEN

PRELUDE **SOCIAL** **STORY** **WORSHIP** **GROUPS** **HOME**

GETTING READY

HERE'S EVERYTHING YOU NEED TO KNOW TO GET READY FOR THIS WEEK

5. MAKE IT PERSONAL WITH PRAYER

[PRAY TO GOD | PRAYER ACTIVITY]

Made to Reflect: an activity that creates space for personal processing and application

WHAT YOU NEED:

- Print the "Closing Prayer" Activity Page and cut apart; one for each group
- Basket
 - Fold the strips then place them in the basket

HOME: PROMPTING ACTION BEYOND THE EXPERIENCE

- Print on cardstock or email this week's GodTime devotionals and Parent Cue cards.
- Tell parents about our additional family resources: **Studio252.tv** and the **Parent Cue app**.



What to Do:

Print on cardstock. Provide one for every three kids.

"Lightbulb" Activity Page

August 2020, Week 5, Preteen Small Group
©2020 The reThink Group, Inc. All rights reserved.

**Because You are so amazing, we want to tell others
about You!**

**Give us courage to tell people why You matter to us and to
use our talents to honor You.**

**Thank You for loving us so much that You created us in
Your image.**

**We are Your masterpieces created to make a difference in
the world by sharing You with others.**

**Please open our eyes to discover the plans You have for
us, plans to use our talents to tell Your story.**

**Thank You for blessing us with gifts to serve You and to
serve others.**

Thank You for sending Jesus to die on the cross for our sin.

**Help us to follow through on improving one of our talents
this week.**

**Help us not to just TALK about You to others but to SHOW
the people around us that You are the one we follow.**

**Please forgive us when we do things that don't show
others who You are.**

WHAT TO DO:

Print one for every Small Group (or every 10 kids) and cut the strips apart.