

# K-3 | W3

## Today's Suggested Schedule—May 2026, Week 3

**Bible Story:** Paul Becomes a Believer | Ananias Helps Paul • Acts 9:1-31

**Bottom Line:** God can help you see things in a new way.

**Monthly Memory Verse:** *Let us not become tired of doing good. At the right time we will gather a crop if we don't give up.* • Galatians 6:9 NIRV

Loud sounds, bright lights, and large groups can be overwhelming or overstimulating for some children. To create a more inclusive large group experience, consider offering adaptive tools like noise-canceling headphones, sunglasses, sensory-friendly items, or access to modified spaces.

### Prelude: Setting the Tone for the Experience

See the **Getting Ready** pages at the end of this document for a detailed description of what you'll need for today.

In the **Prelude** folder of your curriculum, you'll find a variety of other resources to help you prepare.

### Small Group (15 minutes)

#### Social: Providing Time for Fun Interaction

Opening Activity

### Large Group (35 minutes)

#### Story: Communicating God's Truth in Engaging Ways

#### Worship: Inviting People to Respond to God

Opener

Worship

Bible Story (sections from God's Big Story are listed as optional)

Prayer

### Small Group (25 minutes)

#### Groups: Creating a Safe Place to Connect

Bible Story Review: Emotion-to-Action (K-1st grade), Shake the Scales Off (2nd-3rd grade)

Application Activity: Circle of Silence (K-1st grade), Magic Appearing Picture (2nd-3rd grade)

Memory Verse Activity: Memory Verse Mountain (K-1st grade),

Perseverance Challenge (2nd-3rd grade)

Prayer Activity: Pray and Dismiss

### Home: Prompting Action Beyond the Experience

Parent Cue Card (Print or Email)

Devotionals for Kids

Parent Cue App



### Bible Story

Paul Becomes a Believer | Ananias Helps Paul • Acts 9:1-31

### Conversation Starter

When have you discovered something new about God?

### Bottom Line

God can help you see things in a new way.

### Monthly Memory Verse

*Let us not become tired of doing good. At the right time we will gather a crop if we don't give up.* • Galatians 6:9 NIRV

15 min

# Large Group Opener

5 min

## Opener

### What You Need

No supplies needed

10 min

## Large Group Game | Sorting Challenge: TREK Edition!

*AUDIO: Play high-energy music as kids enter.*

*SLIDE: Theme*

*Optional Video: Theme Loop*

*(Host enters with energy and excitement.)*

*Optional Video: Countdown*

*Optional Video: Theme Intro*

*Optional Video: Theme Loop*

### OPENER

*(Things to have ready: Two tables at the front of the game area. One empty hiking backpack on each table. Covered bin to the side of the game area containing six blindfolds, two identical sets of helpful supplies, and two identical sets of silly supplies for the backpacks. Timer—or smartphone or watch or countdown. Optional: One or two pre-determined leaders to help kids secure the blindfolds. Game slide. Bottom Line slide.)*

**HOST:** "Hi, friends! Welcome to [Name of Environment]! I'm so happy you're here today. Our theme this month is called 'TREK,' and the full name of the series is 'TREK: Don't Stop, Don't Give Up—God's with You!'

"Everybody say it with me: 'TREK'!"

"A trek is a long hike. And sometimes those long hikes can be haaaaard! Life can be hard too! All month long, we're talking about how we can keep going because God loves us and because God is with us!"

### What You Do:

- Download the slides or optional videos and have them ready to use. If you do not have screen capabilities, you have Orange's permission to enlarge and print the slides on paper.
- Refer to week 1 to confirm that your church has appropriate licensing to perform or play music and sound effects in your kids' environments.
- *Optional:* Download a countdown video from a royalty-free site. Load it into your presentation software and have it ready to play during the Opener. You could also keep time on a smartphone or watch. *Note: Some presentation software, such as ProPresenter, includes a built-in countdown clock that can be overlaid on a still image.*
- Set up two tables at the front of the game area.
- Place one empty hiking backpack on each table.

## What You Need

👤	Host	1
👤	Table	2
👤	backpacks	2
👤	Sets of helpful hiking supplies (Examples: Water bottle, flashlight, compass, snack bars, hat, first-aid kit, etc.)	2
👤	Sets of silly supplies (Examples: Rubber chicken, fuzzy slippers, large pasta scooping spoon, snow globe, can of silly string, package of sequins, small cactus plant, party hats, etc.)	2
👤	Kid volunteers for each round (Ask for new volunteers at the start of each round!)	6
👤	Optional: 1-2 leaders to help secure blindfolds	2

- Place the six blindfolds, two identical sets of helpful hiking supplies, and two identical sets of silly supplies for the backpacks in a covered bin. Place the covered bin to the side of the game area.
- If needed, ask one or two leaders to be prepared to help kids secure the blindfolds during the game.

"But let's be real: when the trek of life gets tough, it's hard to see clearly. And when that happens, sometimes we can make not-so-great choices. In today's Bible Story, we're going to meet someone who didn't see clearly at all ... until he lost his sight! So to warm us up and get us ready, we're going to play a game called 'Sorting Challenge: TREK Edition!'

*SLIDE: Sorting Challenge: TREK Edition! Title*

"Okay, I need six volunteers. Who would like to play?"

*(Choose six kids from the ones that have their hands raised and invite them to the game area. Split them into two teams of three and place one team behind each of the two tables.)*

"All right. I'm going to give you some supplies and gear that you might need for a hike. And I need each team to sort out what should go in the backpack and what should be left at home! Easy, right? Unless, like the man in today's Bible Story, you can't see! So before we start, I need each of you to put on one of these blindfolds.

*(Pull out the blindfolds and hand one to each kid. You may want to recruit small group leaders to help secure the blindfolds. Then begin setting out the identical sets of helpful supplies and silly supplies on each table.)*

"Very good! Now, I'm going to lay out your hiking supplies on the table. Each team will get the exact same supplies. When I say, 'PACK IT UP!' your job will be to work together to sort through the supplies and decide which items would be helpful on a hike—and which ones would be of no use at all!

"Place the good supplies in your backpack. You get one point for every helpful item and MINUS one point for every silly item that ends up in your backpack! You've got 90 seconds, and remember—no peeking!

*(Address audience.)*

"Now, all of you out there have a job too! You can cheer, but don't tell our friends up here what's on the table! They need to figure it out on their own.

"Okay, teams ready? Audience ready? On your mark ... Get set ... PACK IT UP!

*AUDIO: Upbeat music*

*Optional Video: 90-second countdown*

*(Start your timer, smartphone, watch, or countdown, and play the game. Help guide teams if they need assistance during the game or if items*

*get dropped. Encourage the audience to cheer, but remind them not to shout out the item names.)*

*(When the 90-seconds is up ... )*

"Wow! That got a little wild, didn't it? You can all remove your blindfolds now, and let's take a look at how you did!

*(Sort through and score the contents of each pack—add one point for each necessary item and subtract one point for any silly items.)*

"It looks like we have a winner! Great job! Let's get a round of applause for both of our sorting and packing teams!

*(Lead applause and send volunteers back to their seats.)*

*(As time allows, continue with more rounds. Ask for six new volunteers, unpack the backpacks, and lay out the supplies on the tables at the start of each round.)*

"Packing supplies seems like a simple job, right? But when you can't see with your eyes, it's suddenly much more difficult! You have to use your other senses—like touching with your hands and hearing with your ears, and other ways of knowing. Most of us can see okay with our physical eyes ... but often, we don't see so well with our hearts. We misunderstand what's true. And that's why we need the truth in today's Bottom Line. Let's see what it says.

*SLIDE: Bottom Line*

**HOST: [Bottom Line] "God can help you see things in a new way. Say that with me, everyone!"**

**KIDS AND HOST: [Bottom Line] "God can help you see things in a new way."**

**HOST: "Great job, friends! We've got an awesome Bible Story today that will teach us more about that—let's get ready to check it out!"**

11 min

# Worship Option 1 | Amazing Music

3 min

## Move | Worship Song

### What You Need

No supplies needed

3 min

## Not Forgotten | Worship Song

### What You Need

No supplies needed

5 min

## Memory Verse

### What You Need

No supplies needed

*Note: We've suggested worship songs below from Amazing Music and Orange Kids Music. We've created these worship resources to be developmentally appropriate for elementary and preteen kids by incorporating simple, direct language, fun dance movements, and upbeat, current arrangements.*

*We've chosen specific songs that amplify our teaching content for this month. We recommend that you use these songs as scripted below, or combined with other popular worship songs that your kids know and love. Orange Kids Music can be purchased at [store.thinkorange.com](http://store.thinkorange.com). Amazing Music is available on APlay with Amazing+, or as an Add-On.*

*(Worship Leaders enter as Host exits.)*

**WORSHIP LEADER:** "Hi, friends! It's time to worship together. Worship is one of the ways we show God how much we love Him. When we sing, we're reminding ourselves of who God is and how He is always with us and doing amazing things!

*SONG: "Move" Dance Motion, Lyric or Instrumental Lyric Videos are available with Amazing Music on APlay*

"Wow! You all sang that like you meant it! Now, let's sing another song that helps us remember something so important that Jesus gives us—freedom! When we follow Him, we don't have to worry or try to be the best. Jesus already loves us completely! Let's sing this one loud!

"You guys sound great! This next song reminds us that no matter what we're going through, God sees us, and He never forgets us. We are never, ever forgotten by God!

*SONG: "Not Forgotten" Dance Motion, Lyric or Instrumental Lyric Videos are available with Amazing Music on APlay*

"Amazing! You all can take a seat! Remember to keep worshipping God throughout the week. Remember, He is with you, and He hears you when you worship.

"Now let's take a look at our Memory Verse for this month! It's found in Galatians 6:9. I'll read it first, and then I'll lead you through it!

*SLIDE: Memory Verse*

**WORSHIP LEADER:** "Let us not become tired of doing good. At the right time we will gather a crop if we don't give up. —Galatians 6:9 NIV"

"Now, let me guide you through it! Let's say it nice and loud!"

**WORSHIP LEADER:** "Let us not"

**KIDS AND WORSHIP LEADER:** *"Let us not"*

**WORSHIP LEADER:** *"become tired of doing good."*

**KIDS AND WORSHIP LEADER:** *"become tired of doing good."*

**WORSHIP LEADER:** *"At the right time"*

**KIDS AND WORSHIP LEADER:** *"At the right time"*

**WORSHIP LEADER:** *"we will gather a crop"*

**KIDS AND WORSHIP LEADER:** *"we will gather a crop"*

**WORSHIP LEADER:** *"if we don't give up."*

**KIDS AND WORSHIP LEADER:** *"if we don't give up."*

**WORSHIP LEADER:** *"Galatians 6:9!"*

**KIDS AND WORSHIP LEADER:** *"Galatians 6:9!"*

**WORSHIP LEADER:** *"Awesome! Crops are good things! They are food that grows as a result of doing all of the hard work of planting and growing. So this verse says that if we do good, if we don't give up doing good, God promises that we will gather something good!"*

10 min

# Worship Option 2 | Orange Kids Music

5 min

## Never Give Up | Orange Kids Music

### What You Need

No supplies needed

5 min

## Can't Stop Won't Stop | Worship song

### What You Need

No supplies needed

*Note: We've suggested worship songs below from Amazing Music and Orange Kids Music. We've created these worship resources to be developmentally appropriate for elementary and preteen kids by incorporating simple, direct language, fun dance movements, and upbeat, current arrangements.*

*We've chosen specific songs that amplify our teaching content for this month. We recommend that you use these songs as scripted below, or combined with other popular worship songs that your kids know and love. Orange Kids Music can be purchased at [store.thinkorange.com](http://store.thinkorange.com). Amazing Music is available on APlay with Amazing+, or as an Add-On.*

**WORSHIP LEADER:** "Alright, everyone, let's get ready to worship! This is our chance to celebrate how good God is! He made each one of us, He loves us more than we can imagine, and He's always with us, no matter what we're going through.

"Remember, when we sing, we're not just saying words, we're thanking God for who He is and all the amazing things He's done. So come on, let's stand up, smile big, and sing out loud to show God how much we love Him!

*SONG: "Never Give Up" available on [Store.ThinkOrange.com](http://Store.ThinkOrange.com)*

"You guys sound amazing! Did you know God hears every word? He loves it when we take time to worship Him—not just with our voices, but with our lives. Let's keep worshipping together!

*SONG: "Can't Stop Won't Stop" available on [Store.ThinkOrange.com](http://Store.ThinkOrange.com)*

"Great job, everyone! I love worshipping God with you all! Here's what we can remember today: worship doesn't stop here. You can keep worshipping God all through this week by the way you live, the way you treat people, and the way you trust Him.

62 min

# Bible Story

*Note: We're so excited to be going through key stories of the Bible this year and learning more about its Author—God! It's God's Big Story! But to provide you with flexibility as you experience God's Big Story in your own unique setting, there's more than one way to use the following script!*

*If you want to follow "God's Big Story," read the following script straight through. Each week will build on the previous ones. But, if your church wants to teach a Large Group session without connecting it to what has come before, there are two sections in the script below that are optional—"God's Big Story Opener" and "God's Big Story Closer." (Or if you are joining us at some point throughout the year, you can opt out of the God's Big Story part and just join us as we journey through the rest of the story of Scripture!) We're going to go through the Bible as we teach throughout the year, but whether or not you share God's Big Story each week is up to you!*

*Whatever way you decide to use the following, know that we're praying diligently for you—we're asking God to help kids see and believe that He loves them, He invented them, and He wants to be their closest Friend. Forever. It's an honor to get to know God with you through the Bible this year!*

12 min

## StoryLab Bible Story | Video

### What You Need

No supplies needed

12 min

## So and So Show Bible Story | Video






### What You Need

No supplies needed

38 min

## Bible Story (Live)

### What You Need

 Storyteller	1
 Host	1
 Table	1
 Bible	1
 Powerful flashlight	1
 Dark glasses	1
 Kid volunteers	4

### What You Do:

- Download the slides and have them ready to use. If you do not have screen capabilities, you have Orange's permission to enlarge and print the slides on paper.
- Confirm that your church has appropriate licensing to perform or play music and sound effects in your kids' environments (see above under Opener).
- Place the flashlight and dark glasses on the table at the front of the teaching area.

### INTRODUCTION

*(Things to have ready: Set up the table at the front of the teaching area so the Storyteller can place their Bible on it and read from it. Flashlight and dark glasses on the table.)*

**STORYTELLER:** "Hi, friends! It's time to learn more about God together! Let's do this!

"This whole month, we're talking about how we can keep going because God is with us. Our series is called, 'TREK: Don't Stop, Don't Give Up—God's with You!'

"And today, we're going to meet a man who thought He was doing exactly what God wanted ... then he learned to see in a TOTALLY different way!

"But before we get into our true story from the Bible, let me tell you about something amazing we've been doing all school year! In fact, in a couple of weeks, we will be done with our journey!

"Since August, we've been going cover-to-cover through the key stories in the Bible! Why?

"Well, God has always wanted for us to be His close, close friends. And one of the reasons He gave us the Bible is so that we can know Him! The Bible is God saying, 'Hi. This is Me. And this is what I am like.'

"So as we've gone through the Bible this year, our hope is that we've learned about God!"

### GOD'S BIG STORY OPENER (OPTIONAL)

**STORYTELLER:** "We're going to go through God's Big Story so we can learn about God!

*SLIDE: God's Big Story*

"So let me catch you up on where we've been in God's Big Story so far! *(Gesture to slide.)*

*(If you have the Timeline Images up, feel free to point to them as you talk about them.)*

"You might remember that, in the beginning, God created everything. He made the world, the animals, people ... everything! God made the first people for the same reason He made all people—to be His close, close friends. But sadly, the first people God made chose to turn away from Him and sin. God wanted people to be close to Him, but they couldn't anymore. Pain, sickness, and death entered the world too.

"But God didn't want to leave things that way. So He put His rescue plan in motion right from the start!

"God was going to rescue everything through a family! God chose a man named Abraham and promised that his family would bless the whole world. Abraham had a great-grandson named Joseph, who became a leader in Egypt and saved his family—God's people. Over time, God's people grew but were enslaved by a new Pharaoh. 'Help us!' they cried out to God. God freed His people and brought them to the super-nice home He had designed for them, the Promised Land.

"After God's people were settled in the Promised Land, they disobeyed God—again and again and again. Even the kings God gave them rebelled! So, God split the nation in two—into the northern kingdom of Israel and the southern kingdom of Judah. Prophets spoke for God saying, 'Come back to Me!' But the northern kingdom of Israel was destroyed, and the southern kingdom of Judah was taken captive. Oh no! After years in exile, some of God's people returned to rebuild their homeland, while others stayed in foreign lands.

"During that sad time, God kept sending messages to His people about the Rescuer He had promised long ago. 'God's Rescuer is going to come like this!' the prophets said. But for years and years, nothing happened.

"And then it did! God sent Jesus, the Rescuer we needed, just like He promised! While Jesus was on Earth, He showed us who God is because He is God!

"Jesus lived a perfect life, and He gave that perfect life to pay the price for our sin. Because He never did anything wrong, Jesus was able to take on our sin. With His own life, He paid for all the wrong things anyone has ever done or ever will do. He broke the curse of sin we were under. He set us free. With the curse broken, with sin paid for, we could be close to God again! What God had been working on in His Big Story was finally coming true!

"And then Jesus did something else amazing. He rose back to life! Jesus beat death! Our Rescuer, who loves us, is alive and our friend forever and ever.

"But Jesus' friends were confused. Why did Jesus die? Why did He rise again? Jesus spent the next several days on Earth explaining what He had done and why.

"Jesus explained that He was going to leave, but He was going to be with His followers in a new way. He was going to be closer than close, like He always wanted to be! He wanted to be close friends like He was back in the Garden of Eden.

"Then, Jesus went back to heaven. But He sent the gift He had promised—the Holy Spirit! The Holy Spirit is God's very Spirit living in Jesus' followers. Now God lives inside of His people; He is closer than close. And with God's Spirit living in them, God's followers began to do amazing things!

"Jesus' followers, with the guidance and strength of the Holy Spirit, started to tell people about God and His great love! More and more people were becoming followers of Jesus and starting their forever-long friendship with Him! But there was one very dangerous man who wanted to put a stop to its spread. This man didn't love Jesus, and he didn't want anyone else to either.

"And that's where we are in God's Big Story!"

### SETTING UP THE STORY

**STORYTELLER:** "We're continuing our journey through the Bible! We're at the part where Jesus had gone back to heaven, but His followers, with His Holy Spirit inside of them, were telling people everywhere about God and His great love! But there was a very dangerous man who did very bad things to stop this message of Jesus from spreading. He didn't want any people to start their forever friendship with Jesus.

"That's who our story centers around—this man was named Saul. Saul was also sometimes known as Paul. Saul was a Jewish religious leader who had studied under a famous teacher, and he prided himself on following every single one of God's laws. He thought he had it all together ... until something VERY unexpected happened.

"Okay, I'm going to need four volunteers to help me tell today's Bible Story. Raise your hand if you want to jump in!

*(Choose four volunteers from the kids who have their hands raised and invite them to the front of the teaching area. Pick one to be Saul.)*

"Okay, you're going to be Saul-slash-Paul. And you think you're super important. Can you show us a super important, know-it-all pose?

*(Encourage the kid to pose.)*

"Now, *(address next two kids)* you two are going to be Saul's friends and traveling companions. So, I want all three of you to travel to the back of the room, right there. *(Point out the spot.)* That's Jerusalem. And when it's time, I'll tell you to come on up here to Damascus! And speaking of Damascus ...

*(Point to fourth volunteer.)*

"You're an ordinary guy named Ananias who follows Jesus—and you happen to live in Damascus, right over here.

*(Direct volunteer playing Ananias to stand to the side of the teaching area.)*

"Great! I think we're ready. Now I need to tell you that because Paul was such a rule follower, he hated people who followed Jesus. He thought

they were breaking God's laws! In fact, when some of the other leaders killed a Jesus-follower named Stephen, Saul stood by and thought what they were doing was right.

"Saul believed the teachings about Jesus were so dangerous that finally, Saul got permission to travel to other places and arrest the Jesus-followers there! Whew."

### **JOURNEY TO DAMASCUS**

**STORYTELLER:** "So Saul was in Jerusalem, back there. (*Point to the back of the room.*) But when he heard there were Jesus followers in a city called Damascus (*point to the side of the teaching area*), he got permission from the high priest and set off at once to arrest the believers there!

"All right, Saul and friends, you can start your journey to Damascus. Look as important as you can. You're on a big mission, and you're convinced you're doing God's work! That's right. March on up.

*(Pause while the kids head to Damascus. But before they get there, say:)*

"At last, Saul and his friends neared Damascus. But before they reached the city ...

*(As the volunteers near the stage, shine the flashlight on the volunteer playing Saul.)*

"... a brilliant light from heaven suddenly shone around Saul. Okay, Saul, you're so shocked you fall to the ground! And Saul's friends, step back, because you are SUPER confused! Out of this light, Saul heard a voice, which said:

*(Open the Bible and read Acts 9:4b-6 NIV.)*

"Saul! Saul! Why are you opposing me?"

"Who are you, Lord?" Saul asked.

"I am Jesus," he replied. "I am the one you are opposing. Now get up and go into the city. There you will be told what you must do."

"In that moment, EVERYTHING changed for Saul. He had believed that the stories about Jesus returning to life were dangerous nonsense. Now, he had actually *met* Jesus.

"Okay, Saul, you can get up. But there's just one thing. When Saul got up, he couldn't see! Not a single thing! He was blind. So close your eyes, Saul.

*(Give the dark glasses to the volunteer playing Saul and direct them to put the glasses on.)*

"Saul couldn't go anywhere on his own, so his friends led him into the city. Okay, Saul's friends, can you each take an arm and lead Saul up here?"

*(Point to the other side of the teaching area directly across from where Ananias is standing.)*

"Saul's companions led him into the city, where he stayed with a man named Judas. And for three whole days, Saul didn't eat or drink anything! Okay, Saul and friends, you can all kneel down and fold your hands like you're praying to God.

### **GOD SPEAKS TO ANANIAS**

**STORYTELLER:** "But the story wasn't over. Remember Ananias, who lived in Damascus? *(Point to volunteer.)* While Paul was praying, across town, Ananias was also talking to God. And the Lord spoke to Ananias in a vision.

*(Open the Bible and read Acts 9:11-12 Nlrv.)*

*The Lord told him, "Go to the house of Judas on Straight Street. Ask for a man from Tarsus named Saul. He is praying. In a vision Saul has seen a man come and place his hands on him. That man's name is Ananias. In the vision, Ananias placed his hands on Saul so he could see again."*

"Okay, Ananias ... would you be excited about going to visit Saul when you knew that he came to town to throw you in jail?"

*(Pause for a response from the volunteer playing Ananias.)*

"Yeah, I didn't think so! Ananias knew all about Saul's plan to arrest the Jesus-followers in Damascus. Going to meet Saul would be like walking into a lions' den! So Ananias talked to God about it.

*(Open the Bible and read Acts 9:13-16 Nlrv.)*

*"Lord," Ananias answered, "I've heard many reports about this man. They say he has done great harm to your holy people in Jerusalem. Now he has come here to arrest all those who worship you. The chief priests have given him authority to do this."*

*But the Lord said to Ananias, "Go! I have chosen this man to work for me. He will announce my name to the Gentiles and to their kings. He will also announce my name to the people of Israel. I will show him how much he must suffer for me."*

"Did you catch that? Ananias was just an ordinary man. But he made time to listen to God. And even though his knees were probably knocking together, Ananias went to Straight Street. Okay, Ananias, go ahead and walk over to visit Saul!

*(Encourage the volunteer playing Ananias to walk over to the volunteer playing Saul.)*

"Okay, good job, Ananias. Now, I want you to put your hands on Saul's shoulders. And let's hear what Ananias said!

*(Open the Bible and read Acts 9:17b Nlrv.)*

"Brother Saul," he said, "you saw the Lord Jesus. He appeared to you on the road as you were coming here. He has sent me so that you will be able to see again. You will be filled with the Holy Spirit."

"Immediately, something like scales fell off Saul's eyes, and he was able to see again! Okay, let's take off those glasses. You can see again, Saul! Everyone celebrate!

*(Encourage all the volunteers to dance and celebrate.)*

"You all did a fantastic job! You can stand right over here while we finish our story. *(Gesture to one side of the teaching area.)*

### **PREACHING ABOUT JESUS**

**STORYTELLER:** "Meeting Jesus made Saul see the world in a whole new way. Now, instead of arresting believers, Saul went straight to the synagogue and started preaching that Jesus is the Son of God!

"You can imagine how confusing this was. Everyone knew Saul had come to Damascus to arrest Jesus-followers. Now, it was clear that Saul himself had become a follower of Jesus! Saul was so forceful and effective in preaching about Jesus that a group of Jewish leaders plotted to kill him! But the Jesus-followers helped Saul escape to Jerusalem.

"Once the believers there finally accepted him, Saul continued to preach about Jesus until a different group of Jewish leaders tried to get rid of him—again! The believers helped Saul escape once more and return to his hometown of Tarsus.

"And the church continued to grow as more and more people began to see the truth about who Jesus is, through the help of the Holy Spirit. They started their forever friendship with Him as they learned about His great love."

### **WRAPPING UP THE STORY**

**STORYTELLER:** "Wow, friends ... what an amazing story. Let's remember what happened.

*(Point to the different volunteers as you explain what each one did in the story.)*

"Saul thought he had it all together. He went to Damascus to arrest the Jesus-followers there. On the way, Saul met Jesus and became blind. Then God spoke to Ananias, who went and prayed for Saul, and Saul could see again! He became a Jesus-follower and started preaching about Jesus. The religious leaders didn't like that, so he had to escape from Damascus ... and then from Jerusalem too. But because Saul learned to see Jesus in a new way, many, many more people learned about Jesus!

"Okay, let's get a big round of applause for our volunteers. Thank you for helping today! You guys can take your seats.

*(Lead applause and send volunteers back to their seats.)*

"Now let's take a look at our Bottom Line for today.

*SLIDE: Bottom Line*

**[Bottom Line]** "God can help you see things in a new way. Say that with me."

*(Host enters and joins in.)*

**KIDS, STORYTELLER, AND HOST: [Bottom Line] "God can help you see things in a new way."**

**GOD'S BIG STORY CLOSER (OPTIONAL)**

**HOST:** "Let's take a look at the progress we made in God's Big Story this week!

"This week, we're right up here on the path of God's Big Story in this picture of Paul. We're not sure if Paul rode a horse, but Jesus did speak to him through a blinding light! *(Gesture to timeline.)*

"This week, we learned that Jesus Himself appeared to Paul. Why? Because God wanted more and more people to hear about His great love, and He knew that Paul was a key to that. After Jesus interrupted Paul's journey, Paul turned his life around and went throughout the known world saying, 'Jesus loves you. Follow Him!' So much of what we know about God came from the writings of Paul. So many books of our New Testament were written by Paul—Romans, 1 and 2 Corinthians, Galatians, Ephesians, Philippians, Colossians, 1 and 2 Thessalonians, 1 and 2 Timothy, Titus, and Philemon, were all written by Paul. And, chances are, you and I know about Jesus because someone heard Paul's message about Jesus and told it to someone else, who told it to someone else, and down and down and down until the good news that Jesus loves us and wants to be our forever friend came to us! God wants you to know that He loves you, so He appeared in a blinding light on a road to a man who would spend his life—his voice and his pen—telling everyone about God's great love!

*SLIDE: Week 3 Timeline Image*

*(If you're making a timeline of printed images on your wall, take this moment to place today's Timeline Image on the clothesline.)*

"This week, we read about how Jesus interrupted Paul's life to help Paul see Him!"

8 min

## Closing

5 min

### WHAT'S OUR PART IN THE STORY?

#### What You Need

No supplies needed

**HOST:** "So what does this mean for us? Well, before meeting Jesus, Saul believed that the stories about Jesus were dangerous lies. But after meeting Jesus, Saul's way of seeing the world completely changed. He became one of Jesus' most loyal followers. And Ananias only saw Saul as a threat, but Jesus helped him see that Saul could change.

"God can help you see things in a new way too!

3 min

## PRAYER

### What You Need

No supplies needed

"God can change your heart to help you see Jesus in a new way. He can help you trust that Jesus is always with you, like a constant Friend, especially when things feel scary or uncertain or overwhelming.

"God can help you see your life in a new way. Paul learned that the point of his life was to tell people about Jesus. The point of your life is to show and tell people about the love of Jesus. You do that when you live like Jesus—when you're kind, trustworthy, and filled with joy like He is. You can also tell people about Jesus by explaining why you live the way you do. You are just being like Him!

"God can help you see other people in a new way too. You can always ask the Holy Spirit to show you how God sees the people in your life. Maybe your little sister seems super-annoying, but she really thinks you're amazing and just wants to be with you. Maybe that rude kid at school who says mean stuff is just lonely, and no one is kind to them at home.

"Whatever you're experiencing in your life, God can help you see it in a new way!"

"Let's talk to the God who can help us see things in a new way! Let's take a few moments to be quiet and let our hearts be still while we pray. Everyone take a deep breath ... and let it out. That's great. Now let's pray together.

**STORYTELLER OR HOST:** "Heavenly Father, thank You that You love us so much that You sent Jesus to live with us and take the consequences for our sin, and then that You moved into each of Your followers through Your Holy Spirit. Thank You that when we see who Jesus truly is, and how He loves, it changes the way we live and how we see others. Help us to see through Your eyes this week. We love You, and we pray these things in Jesus' name. Amen."

*AUDIO: Play calm music as the kids exit.*

*SLIDE: Theme*

*Optional Video (Media Package): Theme Loop*

# Getting Ready |

## K3 Large Group

### GETTING READY

Here's everything you need to know to get ready for this week.

#### APlay

Get the most out of your curriculum with **APlay!** [JoinAPlay.com](https://www.joinaplay.com) is an all-in-one media organization and presentation tool. Experience all of your Orange Curriculum media assets, now pre-built and fully customizable. No more sorting through multiple download folders.

**APlay** is free with your curriculum subscription and packed with features to help your weekly experience run smoother. **APlay** gives you more time to focus on what truly matters—more ministry, less media management with Apple TV-based media solutions.

**Story: Communicating God's Truth in Engaging Ways (25 minutes)**  
**Worship: Inviting People to Respond to God (10 minutes)**

#### 1. Opener

##### What You Need:

- Host
- 2 tables
- 2 backpacks
- 6 blindfolds
- 2 sets of helpful hiking supplies
  - *Examples: Water bottle, flashlight, compass, snack bars, hat, first-aid kit, etc.*
- 2 sets of silly supplies
  - *Examples: Rubber chicken, fuzzy slippers, large pasta scooping spoon, snow globe, can of silly string, package of sequins, small cactus plant, party hats, etc.*
- 6 kid volunteers for each round (Ask for new volunteers at the start of each round!)
- *Optional: 1-2 leaders to help secure blindfolds*

##### Music and Sound Effects:

- Upbeat music to use as kids enter the room
- Upbeat music to use for the game

##### Large Group Visuals:

- Theme Slide
- "Sorting Challenge: TREK Edition! Title" Slide
- Bottom Line Slide

##### Optional Videos:

- Theme Loop
- Theme Intro
- Countdown
- 90-Second Countdown

##### What You Do:

- Download the slides or optional videos and have them ready to use. If you do not have screen capabilities, you have Orange's permission to enlarge and print the slides on paper.
- Refer to week 1 to confirm that your church has appropriate licensing to perform or play music and sound effects in your kids' environments.

- *Optional:* Download a countdown video from a royalty-free site. Load it into your presentation software and have it ready to play during the Opener. You could also keep time on a smartphone or watch. *Note: Some presentation software, such as ProPresenter, includes a built-in countdown clock that can be overlaid on a still image.*
- Set up two tables at the front of the game area.
- Place one empty hiking backpack on each table.
- Place the six blindfolds, two identical sets of helpful hiking supplies, and two identical sets of silly supplies for the backpacks in a covered bin. Place the covered bin to the side of the game area.
- If needed, ask one or two leaders to be prepared to help kids secure the blindfolds during the game.

## 2. Worship and Memory Verse

### What You Need:

- Worship Leader(s)

### Music and Sound Effects:

- "Move" - available on APlay with Amazing Music
- "Not Forgotten" - available on APlay with Amazing Music
- "Never Give Up" - available on Store.ThinkOrange.com
- "Can't Stop Won't Stop" - available on Store.ThinkOrange.com

### Large Group Visuals:

- Theme Slide
- Memory Verse Slide

### Optional Videos for Orange Kids Music

- "Never Give Up" Dance Moves Video or Live Lyrics Video (available through Store.ThinkOrange.com)
- "Can't Stop, Won't Stop" Dance Moves Video or Live Lyrics Video (available through Store.ThinkOrange.com)

### What You Do:

- If you are utilizing the suggested songs from **Amazing Music-**, search for your desired video resource for each song under the Worship section on APlay and add to your service!
- You can access Amazing Music's Dance Motion, Lyric, and Instrumental Videos in APlay under the Worship section.
- Amazing Music Song Trainings are available in Amazing Leaders and FREE on YouTube. <https://www.youtube.com/@AmazingKidsMusic>
- If you are utilizing **the Orange Kids Music** suggestions, simply purchase and download from Store.ThinkOrange.com! You can upload these into APlay for easy use with your 252 curriculum.
- Dance Motion Videos and Lyrics Videos are available for Orange Kids Music songs. For more information, visit Store.ThinkOrange.com.

- *Make sure your church has obtained licensing rights to play or perform music. You can obtain a license to perform worship music from Christian Copyright Licensing International ([www.ccli.com](http://www.ccli.com)). It covers over 200,000 worship songs for congregational singing. You are responsible for including the copyright information on all songs reproduced under the Church Copyright License (including song lyrics projected onscreen). This includes the song title, writer credit(s), copyright notice, and your church's CCLI license number. You can include this information on one of the lyric slides, or you can create a separate slide detailing this information, but the copyright information must appear at least once for each song you play or perform. For example:*

*"Hallelujah" words and music by John Doe*

©2000 Good Music Co.

CCLI License # 0000

### 3. Bible Story

#### What You Need:

- Storyteller
- Host
- Table
- Bible
- Powerful flashlight
- Dark glasses
- 4 kid volunteers

#### Music and Sound Effects:

- Calm music to use as kids exit the room

#### Large Group Visuals:

- Theme Background Slide
- Theme Slide
- Bottom Line Slide

#### Optional for God's Big Story:

- Clothesline and clothespins for the timeline in your room
- God's Big Story Slide
- Week 3 Timeline Image Slide
- We recommend that you create a timeline in your Large Group room that you can add to throughout this curriculum year as we travel through the Bible. This can be a simple clothesline or a section of the wall where you can hang the printed Timeline Images in order, week by week. We'll provide a Timeline Image for each week of the curriculum. There are two versions of each Timeline Image—a slide and a print version. A digital [God's Big Story poster](#) is available as well in the Orange Store.

#### Optional Video: (available in APlay)

Our Large Group scripts are interchangeable with these videos so you can plug and play the way you need to each week.

#### For 252 Kids (Kindergarten through 3rd grade):

- StoryLab: Invite elementary kids to engage with inquisitive young hosts as they explore core biblical truths and stories in a STEAM-inspired setting.

**For 252 Preteen (4th and 5th grade):**

- The So & So Show: Guide preteens to explore questions of faith through a YouTube-style show full of humor and lots of zany fun.

**Additional environment enhancements including:**

- Motion graphics, including loops
- Countdown video

**What You Do:**

- Download the slides and have them ready to use. If you do not have screen capabilities, you have Orange's permission to enlarge and print the slides on paper.
- Confirm that your church has appropriate licensing to perform or play music and sound effects in your kids' environments (see above under Opener).
- Place the flashlight and dark glasses on the table at the front of the teaching area.

# Supplies

Large Group Game   Sorting Challenge: TREK Edition!		Quantity
1.	Host	1
2.	Table	2
3.	backpacks	2
4.	Sets of helpful hiking supplies (Examples: Water bottle, flashlight, compass, snack bars, hat, first-aid kit, etc.)	2
5.	Sets of silly supplies (Examples: Rubber chicken, fuzzy slippers, large pasta scooping spoon, snow globe, can of silly string, package of sequins, small cactus plant, party hats, etc.)	2
6.	Kid volunteers for each round (Ask for new volunteers at the start of each round!)	6
7.	Optional: 1-2 leaders to help secure blindfolds	2

Bible Story (Live)		Quantity
1.	Storyteller	1
2.	Host	1
3.	Table	1
4.	Bible	1
5.	Powerful flashlight	1
6.	Dark glasses	1
7.	Kid volunteers	4