

# 3-5's | W3

## Today's Suggested Schedule—May 2026, Week 3

### Today's Bible Story: Zacchaeus • Luke 19:1-10

Jesus cares about you no matter what.

**Key Question:** Who does Jesus care about?

**Bottom Line:** Jesus cares about everyone.

**Memory Verse:** *How wide and long and high and deep is the love of Christ.* • Ephesians 3:18 NIV

*Note: This leader guide is designed to be inclusive of children with a special need, learning difference, or disability who attend a group with their peers. See highlighted sections below for additional EveryChild tips. Check out the additional Special Needs resources included.*

### Prelude: Setting the tone for the experience

See the **Getting Ready** pages at the end of this document for a detailed description of what you'll need for today.

### Small Group (15 minutes)

#### Social: Providing time for fun interaction

Build It

Hide the Helper

Jenga Builders

### Large Group (20 minutes)

#### Worship: Inviting people to respond to God

#### Story: Communicating God's truth in engaging ways

Worship

Bible Story

Prayer

### Small Group (25 minutes)

#### Groups: Creating a safe place to connect

Measure the Verse

Story Box

Match the Shapes

High in the Tree Zacchaeus

Me in the Tree\*

Journal and Prayer

### Home: Prompting action beyond the experience

Going Home

Memory Verse Card

Parent Cue Card (print or email)

Parent Cue App

### \*Allergy Alert



### Bible Story

Zacchaeus • Luke 19:1-10

Jesus cares about you no matter what.

### Key Question

Who does Jesus care about?

### Bottom Line

Jesus cares about everyone.

### Memory Verse

*How wide and long and high and deep is the love of Christ.* • Ephesians 3:18 NIV



11 min

# Worship

3 min

## Worship Opener

### What You Need

No supplies needed

3 min

## OPTION 1 (Amazing Music)

### What You Need

No supplies needed

**LEADER:** "Hi, friends! My name is [your name]. I am SO happy to see you today!

"I love it when we get together with friends. There are all kinds of things that friends do together.

"Can friends give high-fives together? (*Listen.*) Yes, let's give a friend a high-five right now.

*(Give a high-five to a friend or two.)*

"Can friends make silly faces together? (*Listen.*) Definitely! Can you make some silly faces with me?

*(Make several silly faces.)*

"And I know something else friends can do together ... dance! Show me your best dance moves!

*(Dance a little with children.)*

"Great dance moves, friends! I know something else we can do together. We can celebrate Jesus together!"

**LEADER:** "It's time to stand up and celebrate because Jesus cares about you!

*SONG: "Come and Go with Me" Preschool Video is available from Amazing Music.*

"Great singing, friends! Now let's learn some of God's words from the Bible. (*Open hands like a book.*) Are you ready? Watch me say the words from the Bible and do the motions, and then you can do them with me!

*(Note: You can find examples of hand motions in the "Memory Verse Hand Motions" PDF and video, and on Pinterest.)*

"How wide (*hold arms out wide*) and long (*hold arms up and down*) and high (*jump high*) and deep (*crouch low*) is the love of Christ (*cross arms over chest*). Ephesians 3:18 (*open hands like a book*).

"Can you do that with me?"

5 min

**OPTION 2 (Orange Kids Music)****What You Need**

No supplies needed

*(Lead children to say the Memory Verse with Hand Motions once or twice.)*

"Great job, friends! 'Christ' is a special name for Jesus, because Jesus is God's Son! And Jesus cares about everyone—including a man named Zacchaeus who climbed up a tree just to see Jesus. Sing this song with me, friends!

*SONG: "Zacchaeus" Preschool Video is available from Amazing Music.*

"Thanks for celebrating Jesus with me! **[Transition]** And now it's time to turn around (*spin around*) ... sit down (*sit down*) ... shake the wiggles out (*wiggle hands*) ... so we can hear (*cup hands behind ears*) what the story's all about!"

**LEADER:** "Now, let's stand up, and let's celebrate Jesus!"

*SONG: "Jesus Loves Everybody" is available on store.thinkorange.com.*

"Great singing, friends! Let's sing one more song together.

*SONG: "Everyone Everywhere" is available on store.thinkorange.com.*

"Thanks for celebrating Jesus with me! **[Transition]** And now it's time to turn around (*spin around*) ... sit down (*sit down*) ... shake the wiggles out (*wiggle hands*) ... so we can hear (*cup hands behind ears*) what the story's all about!"

27 min

# Bible Story Section (Stage)

3 min

## Intro Sketch

### What You Need

 Potted flower

8 min

## Wonder Bible Story (Video)

### What You Need

No supplies needed

10 min

## Bible Story (live)

*(Host enters as Worship Leader exits. Host carries a potted flower.)*

**HOST:** "Hi, friends! My name is [your name]. Welcome to [your environment's name or story time]!"

*(Show children the potted flower.)*

"Look here! Isn't my flower beautiful? I planted a tiny seed a long time ago. And for so long, it was only a little green sprout. I watered it, set it out in the sunlight, and cared for it ... and now look! It bloomed into a beautiful flower!

"I cared for this plant, and it changed from a *(hold fingers close together to indicate tiny)* tiny seed ... into a *(spread fingers a little)* little green sprout ... and now it's a big, beautiful flower!

"That reminds me of how Jesus cares about us. With Jesus' love, we can grow and change! Just like in today's Bible story! There is a man named Zacchaeus, and he does NOT make good choices. But then he meets Jesus! Let's see what happens when Zacchaeus learns that Jesus cares about him."







### What You Do:

- Download the Large Group Visuals to display on a device or screen or copy on cardstock.

*(There is an artificial tree on one side of the storytelling area, and the chair or stepstool is slightly behind it. A small table is on the other side of the storytelling area.)*

*(Storyteller enters as Host exits. Storyteller carries a Bible, Mr. Potato Head®, and toy paper money.)*

**What You Need**

 Bible	1
 Artificial tree	1
 Small stepstool or sturdy chair for Storyteller to stand on	1
 Mr. Potato Head® or another toy that can sit up unassisted	1
 Toy paper money	1
 Option: Cardstock	1

**STORYTELLER:** "Hello, friends! My name is [your name].

*(Open the Bible for children to see, then set it down.)*

"Today's true story from the Bible is from the book of Luke, and it begins with a man named Zacchaeus.

*SLIDE: Story Image W3 01 (Zacchaeus at tax booth)*

"Zacchaeus was a tax collector, and no one liked tax collectors! They took money from people to give to the rulers who were in charge.

"Let's pretend I'm a tax collector like Zacchaeus.

*(Put the Mr. Potato Head® on the table. This represents the people paying taxes to you. Place the paper money in front of Mr. Potato Head.)*

*(To Mr. Potato Head.)* "Okay, Mr. Potato Head, it's time to pay your taxes.

*(Take some money from the pile in front of Mr. Potato Head, and count it.)*

"One ... two ... three ... four ... five.

"But tax collectors also took more money to pay themselves. *(To Mr. Potato Head.)* Mr. Potato Head, I'm going to need some more of your money for me!

*(Take some more money from the pile in front of Mr. Potato Head, and count it.)*

"One ... two ... three.

*(Hold up the toy money for the children to see.)*

"That's a lot of money! A lot of times tax collectors took so much money that it was unfair! Everyone, say: 'Oh, no!'"

**CHILDREN AND STORYTELLER:** "Oh, no!"

*(Take the rest of the toy money from Mr. Potato Head, and hold it up for the children to see.)*

**STORYTELLER:** "And Zacchaeus had taken a LOT of money from people!

*(Put the money in your pocket.)*

*SLIDE: Story Image W3 02 (Zacchaeus behind crowd)*

"But one day, Zacchaeus heard Jesus was coming to his town. Zacchaeus had heard that Jesus loves everyone, and he wanted to see

Jesus for himself. But a big crowd of people blocked his way. They were all trying to see Jesus too!

*(Stand on your tiptoes and jump around a little, trying to see over the pretend crowd in front of you.)*

"Zacchaeus was short, and he could not see Jesus through the crowd. So, Zacchaeus ran ahead and climbed up a fig tree!

*(Step onto the chair or stepstool, and peer around/over the artificial tree.)*

*SLIDE: Story Image W3 03 (Zacchaeus in a tree)*

"From his place in the tree, Zacchaeus could see Jesus coming closer and closer. And when Jesus reached the fig tree, He stopped and looked right up at Zacchaeus and said:

*"Zacchaeus, come down at once. I must stay at your house today" (Luke 19:5 NIV).*

*(Act surprised.)*

"Wow, Jesus knew Zacchaeus' name! And Jesus knew that Zacchaeus had *(cringe a bit)* taken too much money from people ... *(smile warmly)* but Jesus still loved him. Zacchaeus was amazed and excited. He scrambled out of the tree and invited Jesus to come to his home right away.

*(Step down from the chair or stepstool.)*

*SLIDE: Story Image W3 04 (Jesus at Zacchaeus' house)*

"Other people saw this. They didn't think Jesus should go to Zacchaeus' house because Zacchaeus had done wrong things.

*(Take the toy money out of your pocket.)*

"He had taken too much money! But Jesus loves and cares about everyone—no matter what!

*(Hold the money up as if you are offering it.)*

"Zacchaeus stood up and said: *'Look, Lord! Here and now I give half of what I own to those who are poor. And if I have cheated anybody out of anything, I will pay it back. I will pay back four times the amount I took' (Luke 19:8 NIV).*

*(Put the money back on the table in front of Mr. Potato Head.)*

"Zacchaeus promised to give back way more money than he had taken from people. That's amazing! Zacchaeus had changed! Everyone, say: 'Yay for Zacchaeus!'"

3 min

## Prayer

### What You Need

No supplies needed

3 min

## Outro Sketch

### What You Need

No supplies needed

**CHILDREN AND STORYTELLER:** "Yay for Zacchaeus!"

*SLIDE: Story Image W3 05 (Jesus and Zacchaeus)*

**STORYTELLER:** "Jesus did not come to only help people who do the right things all the time. Jesus came to help people who are sick and hurting and do wrong things too, like Zacchaeus. **[Bottom Line] Jesus cares about everyone**, no matter what! **Who does Jesus care about?**"

**CHILDREN AND STORYTELLER:** **[Bottom Line] "Jesus cares about everyone."**

**STORYTELLER:** "Yes, **[Bottom Line] Jesus cares about everyone.**

*(Pick up and close Bible.)*

**[Transition]** "Our story time is over, but we're not through. Let's talk to God because God loves you!"

**STORYTELLER:** "Dear God, thank You for loving us even if we do wrong things. Help us to follow Jesus and show everyone how much You love them. We pray in Jesus' name. Amen."

"I'll see you next time. Bye!"

*(Host enters as Storyteller exits.)*

**HOST:** "Wow! Zacchaeus took so much money from people that it was unfair, and people didn't like him at all! But Jesus still loved him. And then Zacchaeus changed ... all because Jesus cared about him.

"Jesus never gives up on anyone! Jesus cares about everyone! So, let me ask you one more time, friends—**Who does Jesus care about?**"

**CHILDREN AND HOST:** **[Bottom Line] "Jesus cares about everyone."**

**HOST:** "I think I *(point to self)* got the story. Did you *(point to children)* get it? If you did, say, 'Got it!' Get it?" *(Cup one hand behind ear.)*

**CHILDREN AND HOST:** "Got it!"

**HOST:** *(Give two thumbs-up.)* "Good!"

# Getting Ready | 3-5's Stage Large Group

## GETTING READY

Here's everything you need to know to get ready for this week.

Gather children for a Large Group time that includes interactive Worship and the Bible Story. The Rug Script is written for those who pull their children to a rug (or area) to one side of their preschool space to tell the Bible Story. If you gather your preschoolers together from multiple rooms and have a larger space on which to present the Bible Story, you may benefit from using the Stage Script.

## APlay

Get the most out of your curriculum with **APlay! JoinAPlay.com** is an all-in-one media organization and presentation tool. Experience all of your Orange Curriculum media assets, now pre-built and fully customizable. No more sorting through multiple download folders.

**APlay is free** with your curriculum subscription and packed with features to help your weekly experience run smoother. APlay gives you more time to focus on what truly matters—more ministry, less media management with Apple TV-based media solutions.

## WORSHIP: Inviting people to respond to God (10 minutes)

*A leader and live instruments are recommended to sing along with the music tracks. Encourage children to be active during worship by incorporating the appropriate hand motions.*

## STORY: Communicating God's truth in engaging ways (10 minutes)

*Choose an engaging adult to tell the Bible Story. This person should be able to command the attention of preschoolers and control the group through animated storytelling. These scripts are written to be "told" and not "read." Advance preparation is necessary.*

## 1. Worship

### What You Need:

- Worship Leader(s)

### Music and Sound Effects:

- "Come and Go with Me"—available on APlay with Amazing Music
- "Zacchaeus"—available on APlay with Amazing Music
- "Jesus Loves Everybody"—available on [store.thinkorange.com](http://store.thinkorange.com)
- "Everyone Everywhere"—available on [store.thinkorange.com](http://store.thinkorange.com)

### Optional Videos (available for purchase):

- "Jesus Loves Everybody" Dance Moves Music Video or Live Lyric Video—available on [store.thinkorange.com](http://store.thinkorange.com)
- "Everyone Everywhere" Dance Moves Music Video or Live Lyric Video—available on [store.thinkorange.com](http://store.thinkorange.com)

### What You Do:

- Prepare all songs and have them ready to use.
- Check out the Ministry Leader Guide for more information.

## 2. Intro/Outro

### What You Need:

- Potted flower

## 3. Bible Story

### What You Need:

- Bible
- Artificial tree
- Small stepstool or sturdy chair for Storyteller to stand on
- Mr. Potato Head® or another toy that can sit up unassisted
- Toy paper money
- *Option: Cardstock*

### Large Group Visuals:

- Story Image W3 01
- Story Image W3 02
- Story Image W3 03
- Story Image W3 04
- Story Image W3 05

### What You Do:

- Download the Large Group Visuals to display on a device or screen or copy on cardstock.

## Supplemental Resources

**WONDER! LOOK AT GOD'S STORY:** First Look offers weekly videos to engage preschoolers with the Bible Story. Join our Bible storytellers, Treehouse friends, and, of course, Ollie the Owl to discover the wonder in God's story. Available in your media files and APlay.

### First Look Pinterest Page

Visit our Pinterest page to see craft samples and suggested supplies.  
[bit.ly/FL\\_HatsOff](https://bit.ly/FL_HatsOff)

# Supplies

## Intro Sketch

1. Potted flower

Quantity

1

## Bible Story (live)

Quantity

- |    |   |   |
|----|---|---|
| 1. | Bible   | 1 |
| 2. | Artificial tree   | 1 |
| 3. | Small stepstool or sturdy chair for Storyteller to stand on | 1 |
| 4. | Mr. Potato Head® or another toy that can sit up unassisted  | 1 |
| 5. | Toy paper money   | 1 |
| 6. | Option: Cardstock   | 1 |