

# Preteen | W4

## Today's Suggested Schedule—June 2026, Week 4

**Bible Story:** The Stories of the Hidden Treasure and the Pearl • *Matthew 13:44-46 (Supporting: Matthew 4:18-22)*

**Bottom Line:** Loving God and His kingdom is most important.

**Conversation Starter:** What is most important?

**Monthly Memory Verse:** "May your kingdom come. May what you want to happen be done on earth as it is done in heaven." • *Matthew 6:10 NIRV*

Loud sounds, bright lights, and large groups can be overwhelming or overstimulating for some children. To create a more inclusive large group experience, consider offering adaptive tools like noise-canceling headphones, sunglasses, sensory-friendly items, or access to modified spaces.

### Prelude: Setting the Tone for the Experience

See the **Getting Ready** pages at the end of this document for a detailed description of what you'll need for today.

In the **Prelude** folder of your curriculum, you'll find a variety of other resources to help you prepare.

### Small Group (15 minutes)

#### Social: Providing Time for Fun Interaction

Opening Activity

### Large Group (35 minutes)

#### Story: Communicating God's Truth in Engaging Ways

#### Worship: Inviting People to Respond to God

Opener

Worship

Bible Story

Prayer

### Small Group (25 minutes)

#### Groups: Creating a Safe Place to Connect

Application Activity: Take a Snapshot

Bible Story Review: Bible Story Extension and Discussion Questions

Memory Verse Activity: Verses to Take with You

Prayer Activity: Make It Personal with Prayer

### Home: Prompting Action Beyond the Experience

Parent Cue Card (Print or Email)

Devotionals for Kids

Parent Cue App



### Bible Story

The Stories of the Hidden Treasure and the Pearl  
• *Matthew 13:44-46 (Supporting: Matthew 4:18-22)*

### Bottom Line

Loving God and His kingdom is most important.

### Monthly Memory Verse

"May your kingdom come. May what you want to happen be done on earth as it is done in heaven." • *Matthew 6:10 NIRV*

### Conversation Starter

What is most important?

15 min

# Large Group Opener

5 min

## Opener




### What You Need

No supplies needed

10 min

## Large Group Game | Head, Shoulders, Knees, Cup!

### What You Need

|  |    |
|--|----|
|  Host   | 1  |
|  Solo Cups (It may be a good idea to have more if you plan on playing multiple games or if cups get crushed!) | 6  |
|  Kid volunteers   | 12 |

### What You Say:

#### WELCOME

*Host has lots of energy as he or she welcomes everyone to [Name of Environment]. Host is relatable and inviting. Host can talk about something that happened culturally throughout the week like a big sports game, movie opening, a viral video on YouTube, etc. Host tells them how excited he or she is that they're there and briefly runs through what they can expect. This is especially helpful for first-time guests to make them feel like they know what's happening.*

#### OPENER

**HOST:** "Welcome back, everybody! This month, we've been talking all about God's kingdom! The full title of our series this month is 'Kingdom Quest—Seeking the Greatest Treasure.' Let me hear you if you're alive, awake, and ready for the next part of our Kingdom Quest!

*(Pause while kids respond.)*

### What You Do:

- Download the slides or optional videos and have them ready to use. If you do not have screen capabilities, you have Orange's permission to enlarge and print the slides on paper.
- Refer to week 1 to confirm that your church has appropriate licensing to perform or play music and sound effects in your kids' environments.
- Place six Solo Cups (one for each pair of kids) in the game area.

"Oh yes, that's the energy I need! We've got a huge morning ahead, and we're starting with a game that will test your reflexes, your focus, and your ability to stay calm when a plastic cup becomes the most important thing ever—well, in this game.

*(Hold up a plastic Solo Cup.)*

"This little cup right here? This cup has caused more craziness in preteen ministry than any video game you've ever played. And today,

we're bringing that craziness back with a favorite. It's called 'Head, Shoulders, Knees, Cup!'

*SLIDE: Head, Shoulders, Knees, Cup! Title*

*AUDIO: Upbeat music*

"Before we start the real game, let's get moving. Everyone, stand up! This should be easy-peasy for you all.

"Ready? Let me see you touch your head! Now your shoulders! Your knees! Shoulders! Head! Knees! Head! Shoulders! Knees!

"Nice! I think we're all warmed up and awake. Time to get to the real game!

"I need twelve players who think they have lightning-fast hands. Raise your hand if you'd like to play!

*(Pick twelve volunteers from the kids who have their hands raised, and pair them up into six pairs of two. Place one cup on the floor in between each pair.)*

"Here's how this works: You'll face your partner with the cup between you. Just like before, when I say, 'Head,' touch your head. 'Shoulders,' touch your shoulders. 'Knees,' touch your knees. But when you hear me say, 'Cup,' you grab the cup. The first one to grab it moves on to the next round, and we'll play until there's only one pair left. The person who wins that round is the champion!

"Oh, and by the way, if you grab the cup early? You're out.

"Sound good? Ready to play?

"Okay players, hands down at your sides ... here we go.

"Head ... Shoulders ... Knees ... Head ... Knees ... Head ... Shoulders ... CUP!

*(The winners of that round move on to the next round and pair up with someone new; the losers of that round take their seats. Repeat rounds until two finalists remain.)*

"Alright, championship round! You two have made it all the way here.

"Hands down ... ready?

"Head ... Knees ... Shoulders ... Head ... Knees ... Shoulders ... CUP!

*(Declare the winner.)*

"Make some noise for our Cup Champion! And let's give it up for all our players!

*(Continue with more games if time allows. Ask for twelve new volunteers at the start of each game.)*

"Wow ... that was crazy! I gotta take a breath! Looks like it's time to check out our Bottom Line for today. Raise your hand if you think the word 'kingdom' is going to be in it!

*(Pause while kids respond.)*

*SLIDE: Bottom Line*

**[Bottom Line]** "Loving God and His kingdom is most important. You guys were right! Now let's all say it together."

**KIDS AND HOST:** **[Bottom Line]** "Loving God and His kingdom is most important."

**HOST:** "Great job, friends! Let's get ready to learn more about that!"

15 min

# Amazing Music

5 min

## Roll with You | Worship Song

### What You Need

No supplies needed

5 min

## Great Are You Lord | Worship Song

### What You Need

No supplies needed

5 min

## Memory Verse

*Note: We've suggested worship songs below from Amazing Music. We've created these worship resources to be developmentally appropriate for elementary and preteen kids by incorporating simple, direct language, fun dance movements, and upbeat, current arrangements.*

*We've chosen specific songs that amplify our teaching content for this month. We recommend that you use these songs as scripted below, or combined with other popular worship songs that your kids know and love. Amazing Music is available on APlay with Amazing+, or as an Add-On.*

### What You Say:

#### AMAZING MUSIC

**WORSHIP LEADER:** "What's up, everyone? I'm so excited to worship with you today! This first song, 'Roll with You,' is all about staying close to Jesus through everything—the sunny days, the hard days, the moments you feel strong, and the moments you feel like you're barely hanging on. Jesus doesn't leave when life gets messy. He doesn't ditch you when things get confusing. He walks with you through all of it. Let's stand and sing it together!"

*SONG: "Roll with You" Dance Motion, Lyric or Instrumental Lyric Videos are available with Amazing Music on APlay*

### What You Say:

"Love it! This next song is called 'Great Are You Lord.' It says, 'It's Your breath in our lungs, so we pour out our praise.' It's a reminder that worship is our response to God's greatness. He gives us life ... and we give Him praise. Let's sing!"

**SONG:** "Great Are You Lord" Dance Motion, Lyric or Instrumental Lyric Videos are available with Amazing Music on APlay\*

"I love singing with you all! Remember, worship doesn't stop when the music ends; it keeps going in the choices we make, the words we say, and the way we treat people. Every day is another chance to follow Jesus."

"Let's take a look at our Memory Verse for this month. We should be praying this for all of our lives! Jesus taught these exact words because He wanted His followers, including us, to understand what it looks like

**What You Need**

No supplies needed

to want God's ways. We can pray bold prayers asking for God's kingdom to come down to where we are.

"Our Memory Verse this month is from Matthew 6:10. I'll read it first, then let's all say it together.

*SLIDE: Memory Verse*

**WORSHIP LEADER:** *"May your kingdom come. May what you want to happen be done on earth as it is done in heaven' (Matthew 6:10 NIRV).*

"Let's say it together!"

**KIDS AND WORSHIP LEADER:** *"May your kingdom come. May what you want to happen be done on earth as it is done in heaven' (Matthew 6:10 NIRV)."*

**WORSHIP LEADER:** "I love this verse because it isn't just something to memorize, it's something to actually live out. When we say these words, we're asking God to bring His goodness, His peace, and His love into our world and into our lives. We're reminding ourselves that God knows what's best, and His plans are good. As we wrap up this month, keep this verse close. Let it guide the way you think, the way you make decisions, and the way you follow Jesus in the middle of your everyday life."

30 min

# Bible Story

10 min

## StoryLab Bible Story | Video

### What You Need

No supplies needed

### What You Do:

- Download the slides and have them ready to use. If you do not have screen capabilities, you have Orange's permission to enlarge and print the slides on paper.
- Confirm that your church has appropriate licensing to perform or play music and sound effects in your kids' environments (see above under Opener).
- Put the pretend gold coins and pearl necklaces in the treasure box.
- Place the treasure box and the normal, everyday items on the table for the teaching.

10 min

## So and So Show Bible Story | Video

### What You Need

No supplies needed








### What You Do:

- Download the slides and have them ready to use. If you do not have screen capabilities, you have Orange's permission to enlarge and print the slides on paper.
- Confirm that your church has appropriate licensing to perform or play music and sound effects in your kids' environments (see above under Opener).
- Put the pretend gold coins and pearl necklaces in the treasure box.
- Place the treasure box and the normal, everyday items on the table for the teaching.

10 min

## Bible Story (Live)

### What You Need

|  |         |
|--|---------|
|  Communicator   | 1       |
|  Bible  | 1       |
|  Table  | 1       |
|  Several normal, everyday items that represent things we like (examples: soccer ball, headphones, hoodie, sketchbook, small snack, gift card/money, etc.) | Several |
|  Wooden box for the treasure box  | 1       |
|  Pretend gold coins   | Several |
|  Pretend pearl necklaces  | 1       |

### What You Do:

- Download the slides and have them ready to use. If you do not have screen capabilities, you have Orange's permission to enlarge and print the slides on paper.
- Confirm that your church has appropriate licensing to perform or play music and sound effects in your kids' environments (see above under Opener).
- Put the pretend gold coins and pearl necklaces in the treasure box.
- Place the treasure box and the normal, everyday items on the table for the teaching.

### What You Say:

#### BIBLE STORY (COMMUNICATOR SCRIPT)

*SLIDE: Theme Background*

*(Things to have ready: Make sure the table is set on stage so the Communicator can place their Bible on it and read from it. Normal, everyday items and treasure box on the table.)*

#### Introduction

**COMMUNICATOR:** "Hey, everyone! Welcome back to our Kingdom Quest! The full title of our theme this month is 'Kingdom Quest—Seeking the Greatest Treasure!' This whole summer, we're going to learn about God's kingdom.

"What is God's kingdom? Well, God is loving, joyful, peaceful, kind, trustworthy, and patient—among other things. And His kingdom is where those attributes are the order of the day. The kingdom is like the King! And God wants to bring His kingdom everywhere.

"But before we talk more about God's kingdom, I have a quick question for the room—raise your hand if you've ever lost something, and the moment you found it, it was just the best feeling ever!

*(Pause while kids respond.)*

"Exactly! It really is the best feeling! Okay, shout out a few examples—what are some things you've found, whether it was something of yours that you lost or something random you found on the street? Something that made you so happy when you found it!

*(Pause while kids share some answers.)*

"Right? It's the best feeling. You're just living your life, minding your own business, and suddenly, treasure!

"Let's try something. On the count of three, react like you just found twenty bucks in your pocket. One, two, three!

*(Pause while kids react.)*

"Perfect. Now react like you found a melted granola bar at the bottom of your backpack. One, two, three!

*(Pause while kids react.)*

"You nailed it!

"Here's the thing: Sometimes, you find something small that makes your whole day better, and other times, you find something so valuable that everything else fades into the background. It grabs your attention instantly. It becomes the most important thing in the room.

"And today, we're going to look at two stories Jesus told about people who discovered something just like that. Something so surprising and so valuable that everything else shifted the moment they saw it."

## TENSION

**COMMUNICATOR:** "So here's the thing about treasure. Most of the time, you don't plan to find it. You're just going through your day, and suddenly, something grabs your attention so fast that everything else immediately fades into the background.

"We all know that feeling. Maybe you're cleaning out your backpack, and you spot something you thought was gone forever: your favorite bracelet, a missing card, money you had lost. One second, you're just doing a normal thing like cleaning out your backpack, and the next second, you're like, 'YES! Victory!' Or maybe you're in the middle of a game, totally focused, and then someone shows up holding a huge box of warm cookies. Instantly, whatever you were doing before doesn't matter nearly as much. It's not that the other things are bad. It's just that something better suddenly showed up.

"That moment, that shift, that instant when your priorities rearrange themselves—that's exactly where today's Bible Story sits. Jesus told two quick stories about two people who discovered something so valuable that everything else suddenly felt tiny in comparison. And He wanted the people listening to feel that exact tension: What do you do when you realize something is worth more than everything else you have?

"That's the question sitting underneath the whole story today."

## TRUTH

**COMMUNICATOR:** "When Jesus taught, crowds gathered. All kinds of people would show up to listen to Jesus. Kids, adults, fishermen, tax collectors, religious leaders, people who felt close to God, people who felt far away, and everyone in between. And Jesus wanted all of them to understand what God's kingdom is really like.

"People had so many assumptions about God's kingdom. Some thought God's kingdom meant power and force. Some expected Jesus to be a warrior king. Others expected a political takeover. And honestly, many people just didn't understand at all.

"Jesus wanted to help people understand something as big and beautiful as God's kingdom, so a lot of the time, Jesus used parables—short, simple stories built from everyday things people recognized.

"On this particular day, Jesus chose to tell two parables that are incredibly short. Each one is only a couple of sentences long. But they carry a weight that made people pause and think about what Jesus was really saying.

*(Pick up a few different items from the table, and hold them up.)*

"See these things right here? They're not wrong. They're not bad. A lot of the time, our lives revolve around things like these. Things we enjoy, things that make life fun or comfortable, things that feel important to us.

"And Jesus starts His parable right in the middle of this normal kind of life.

*(Open the Bible and read Matthew 13:44 NIV.)*

*"The kingdom of heaven is like treasure that was hidden in a field. When a man found it, he hid it again. He was very happy. So he went and sold everything he had. And he bought that field."*

"The people listening would've understood this immediately. In their world, people would sometimes hide things of great value in fields. There were no banks. No safes. Families sometimes buried their valuable belongings to protect them from thieves or invading armies. So when Jesus said a man found treasure in a field, people knew this could actually happen.

"But what made this story surprising wasn't the treasure. It was what the man did next. He didn't think about it. He didn't wait. He didn't make a list of pros and cons. He joyfully sold everything he had to buy that field. Not because his other things weren't good ... but because the treasure was worth so much more.

*(Hold up another item from the table.)*

"Now remember, these things aren't bad, but there is something better out there that lasts.

"Jesus wasn't done. Let's see what He said next.

*(Open the Bible and read Matthew 13:45-46 NIV.)*

*"Again, the kingdom of heaven is like a trader who was looking for fine pearls. He found one that was very valuable. So he went away and sold everything he had. And he bought that pearl."*

*(Slowly open the treasure box to reveal the gold coins and pearl necklaces.)*

"This parable would've made the crowd think too. There were people who spent their entire lives searching for the perfect pearl. Pearls were rare. They were expensive. And if a merchant found a truly extraordinary one, it could change everything. And in Jesus' story, that's exactly what happened. The merchant sold everything, not because his other pearls were worthless, but because he finally discovered something beyond comparison.

*(Move the normal, everyday items to the side, and hold up the treasure box.)*

"In both parables, Jesus wanted people to feel this moment—the instant someone realizes that something has more value than everything else they own. That's the moment when priorities shift. That's the moment when decisions become clear. That's the moment when everything changes. And Jesus said that's what God's kingdom is like. Something so good. So beautiful. So important that when you really see it, you understand what matters most.

"But Jesus didn't just tell stories about the kingdom. He brought the kingdom into real life. And the perfect example happened at the very beginning of His ministry, when He called His first disciples.

*(Open the Bible and read Matthew 4:18-20 NIV.)*

*One day Jesus was walking beside the Sea of Galilee. There he saw two brothers, Simon Peter and his brother Andrew. They were throwing a net into the lake, because they were fishermen. "Come and follow me," Jesus said. "I will send you out to fish for people." At once they left their nets and followed him.*

"Peter and Andrew's entire worlds were built around that net. It represented their jobs, their skills, their security, their identities. The net was a good thing. Something that mattered. But when Jesus called them, Peter and Andrew didn't hesitate. They saw something better, something worth leaving everything else for.

*(Open the Bible and read Matthew 4:21-22 NIV.)*

*"Going on from there, he saw two other brothers. They were James, son of Zebedee, and his brother John. They were in a boat with their father Zebedee. As they were preparing their nets, Jesus called out to them. Right away they left the boat and their father and followed Jesus."*

"James and John were preparing their nets and doing their everyday work when Jesus called them. And like the man who found the treasure,

like the merchant who found the pearl, they recognized something worth more than anything else in their lives.

"They didn't follow Jesus because they were forced. They didn't follow Him because they were trying to get something from Him. They followed Him because they saw something worth more. They saw Jesus. They saw God's kingdom breaking into the world. And once they understood its value, everything else fell into place.

"That's what Jesus wanted the crowd to understand. That's what He wanted His disciples to understand. And that's what He wants you to understand today.

### APPLICATION

**COMMUNICATOR:** "When Jesus told these two tiny parables, He wasn't trying to make people feel bad about the things they enjoyed or the things that mattered to them. He was helping them see something bigger. Something better. Something that changes the way you look at everything else in your life.

"In both stories, the moment the treasure was discovered, everything made sense. The decision wasn't forced. It wasn't stressful. It was joyful. Because when you discover something truly valuable, it becomes clear what matters most. And that's exactly what Jesus wanted the crowd to understand about God's kingdom. God's kingdom isn't something you add to your already full list. It becomes the center—the thing that helps everything else fall into its right place.

"Just like the disciples—they weren't running away from their jobs or their families. They weren't trying to escape their lives. They simply saw something in Jesus that was worth more. Something worth following. Their decision wasn't about losing something; it was about gaining something far greater.

"And for us today, Jesus' point is the same. When you begin to understand how good God is and how incredible His kingdom is, it changes the way you see everything else. Not because those things stop mattering ... but because you've seen something that matters most. The treasure. The pearl. The kingdom and the oh-so-good God who reigns over it."

10 min

## Closing

5 min

## LANDING

**What You Say:**

LANDING

**What You Need**

No supplies needed

5 min

**PRAYER****What You Need**

No supplies needed

**COMMUNICATOR:** "Today's parables remind us that when people really saw the value of God's kingdom, everything else shifted. Not because the other things weren't good, but because they finally understood what mattered most. The man who found the treasure, the merchant who found the pearl, and even the disciples who dropped their nets all had the same moment: They saw something so good and so valuable that following God became the clear choice.

"Our Bottom Line today helps remind us what's most important. Let's take a look.

*SLIDE: Bottom Line*

**[Bottom Line]** "Loving God and His kingdom is most important. Say that with me!"

**What You Say:****PRAYER**

**COMMUNICATOR:** "Let's talk to the King who is offering us this great treasure, friends.

"Jesus, thank You for showing us what matters most. Thank You for the stories You told and for the way You help us understand God's kingdom. Sometimes, we get distracted by a lot of good things in our lives, but help us see Your goodness even more clearly. Help us want what You want. Help us love what You love. Jesus, thank You for inviting us to follow You, just like You invited the disciples. We want to put You first in the everyday moments of our week. We love You, and we pray these things in Jesus' name. Amen."

*(Dismiss kids to Small Groups.)*

*AUDIO: Play calm music as the kids exit.*

*SLIDE: Theme*

*Optional Video: Theme Loop*

# Getting Ready | Preteen Large Group

## GETTING READY

Here's everything you need to know to get ready for this week.

### APlay

APlay is your all-in-one presentation, preparation, and curriculum ecosystem that saves you time and money. APlay is free with your curriculum subscription! APlay offers powerful tools that build media playlists, compile curriculum documents, auto-update supply lists by child count, cast media to screens, and so much more.

Built to work in harmony with your curriculum, APlay Service Builder allows leaders to drop in, toggle on and off, or customize teaching plans, worship elements, and media assets in seconds. For even more value, upgrade to Amazing+ to unlock the parent app, Parent+.

**Story: Communicating God's Truth in Engaging Ways (25 minutes)**  
**Worship: Inviting People to Respond to God (10 minutes)**

### 1. Opener

#### What You Need:

- Host
- 6 Solo Cups (It may be a good idea to have more if you plan on playing multiple games or if cups get crushed!)
- 12 kid volunteers

#### Music and Sound Effects:

- Upbeat music to use as kids enter the room
- Upbeat music to use for the game

#### Large Group Visuals:

- Theme Slide
- "Head, Shoulders, Knees, Cup! Title" Slide
- Bottom Line Slide

#### Optional Videos:

- Theme Loop
- Countdown
- Theme Intro

#### What You Do:

- Download the slides or optional videos and have them ready to use. If you do not have screen capabilities, you have Orange's permission to enlarge and print the slides on paper.
- Refer to week 1 to confirm that your church has appropriate licensing to perform or play music and sound effects in your kids' environments.
- Place six Solo Cups (one for each pair of kids) in the game area.

### 2. Worship and Memory Verse

#### What You Need:

- Worship Leader(s)

#### Music and Sound Effects:

- "Roll with You" - available on APlay with Amazing Music
- "Great Are You Lord" - available on APlay with Amazing Music

#### **Large Group Visuals:**

- Theme Slide
- Memory Verse Slide

#### **What You Do:**

- If you are utilizing the suggested songs from **Amazing Music-**, search for your desired video resource for each song under the Worship section on APlay and add to your service!
- You can access Amazing Music's Dance Motion, Lyric, and Instrumental Videos in APlay under the Worship section.
- Amazing Music Song Trainings are available in Amazing Leaders and FREE on YouTube. <https://www.youtube.com/@AmazingKidsMusic>
- If you are utilizing **the Orange Kids Music** suggestions, simply purchase and download from Store.ThinkOrange.com! You can upload these into APlay for easy use with your 252 curriculum.
- Dance Motion Videos and Lyrics Videos are available for Orange Kids Music songs. For more information, visit Store.ThinkOrange.com.
- *Make sure your church has obtained licensing rights to play or perform music. You can obtain a license to perform worship music from Christian Copyright Licensing International ([www.ccli.com](http://www.ccli.com)). It covers over 200,000 worship songs for congregational singing. You are responsible for including the copyright information on all songs reproduced under the Church Copyright License (including song lyrics projected onscreen). This includes the song title, writer credit(s), copyright notice, and your church's CCLI license number. You can include this information on one of the lyric slides, or you can create a separate slide detailing this information, but the copyright information must appear at least once for each song you play or perform. For example:*

*"Hallelujah" words and music by John Doe*

©2000 Good Music Co.

CCLI License # 0000

### **3. Bible Story**

#### **What You Need:**

- Communicator
- Bible
- Table
- Several normal, everyday items that represent things we like (examples: soccer ball, headphones, hoodie, sketchbook, small snack, gift card/money, etc.)
- Wooden box for the treasure box
- Pretend gold coins
- Pretend pearl necklaces

#### **Music and Sound Effects:**

- Calm music to use as kids exit the room

#### **Large Group Visuals:**

- Theme Background Slide
- Bottom Line Slide
- Conversation Starter Slide
- Theme Slide

**Optional Video:**

- Theme Loop

**Optional Video: (available in APlay)**

Our Large Group scripts are interchangeable with these videos so you can plug and play the way you need to each week.

**For 252 Kids (Kindergarten through 3rd grade):**

- StoryLab: Invite elementary kids to engage with inquisitive young hosts as they explore core biblical truths and stories in a STEAM-inspired setting.

**For 252 Preteen (4th and 5th grade):**

- The So & So Show: Guide preteens to explore questions of faith through a YouTube-style show full of humor and lots of zany fun.

**Additional environment enhancements including:**

- Motion graphics, including loops
- Countdown video

**What You Do:**

- Download the slides and have them ready to use. If you do not have screen capabilities, you have Orange's permission to enlarge and print the slides on paper.
- Confirm that your church has appropriate licensing to perform or play music and sound effects in your kids' environments (see above under Opener).
- Put the pretend gold coins and pearl necklaces in the treasure box.
- Place the treasure box and the normal, everyday items on the table for the teaching.

# Supplies

| Large Group Game   Head, Shoulders, Knees, Cup! |  | Quantity |
|---|--|----------|
| 1.  | Host   | 1        |
| 2.  | Solo Cups (It may be a good idea to have more if you plan on playing multiple games or if cups get crushed!) | 6        |
| 3.  | Kid volunteers   | 12       |

| Bible Story (Live) |  | Quantity |
|--------------------|--|----------|
| 1.                 | Communicator   | 1        |
| 2.                 | Bible  | 1        |
| 3.                 | Table  | 1        |
| 4.                 | Several normal, everyday items that represent things we like (examples: soccer ball, headphones, hoodie, sketchbook, small snack, gift card/money, etc.) | Several  |
| 5.                 | Wooden box for the treasure box  | 1        |
| 6.                 | Pretend gold coins   | Several  |
| 7.                 | Pretend pearl necklaces  | 1        |