

grace
KIDS

NURSERY

A vibrant, stylized illustration of a forest scene. In the center, a large, bright yellow and orange rainbow arches across the sky. The background is a light blue sky. The foreground and middle ground are filled with various green trees and bushes, some with small red birds perched on branches. A small squirrel is visible on a tree branch to the right. In the bottom right corner, a brown deer with small antlers is looking towards the left. The overall style is flat and colorful, typical of children's educational materials.

GOD LOVES ME

Sing to the tune of "Mary Had a Little Lamb" as you rock or change the baby.

God keeps His promises. Yes, He does.

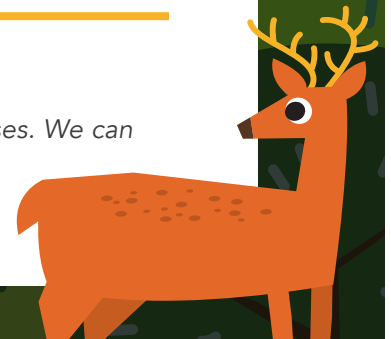
Yes, He does. Yes, He does.

God keeps His promises. Yes, He does.

God loves you and me.

WORDS FOR BABY

"Baby, God loves you so very much, and God keeps His promises. We can trust Him with all our heart!"



September 2020

Curriculum for Nursery A

We want our babies to take a first look at who God is and understand:

God made me.

God loves me.

Jesus wants to be my friend forever.



Bible Words: "Trust the LORD with all your heart." Proverbs 3:5, NCV

Bottom Line: God keeps His promises.

Basic Truth: God loves me.

Sing to the tune of "Mary Had a Little Lamb" as you rock or change the baby.

God keeps His promises. Yes, He does.

Yes, He does. Yes, He does.

God keeps His promises. Yes, He does.

God loves you and me.

Words For Baby:

"Baby, God loves you so very much, and God keeps His promises. We can trust Him with all our heart!"

WEEK
FOUR

TODDLERS
AND
EARLY PRE-K
(AGES 1-3)



September 13, 2020

Bible Words: “Trust the LORD with all your heart.” Proverbs 3:5, NCV Noah • Genesis 6:8-33; 7:1-24, 8:1-9:17

Bottom Line: God keeps His promises.

Basic Truth: God loves me.

Story Time

Gather children on a rug or in a specific area of the classroom to tell the story. Some kids (especially the younger ones) may wander. That’s okay. They’re still listening and learning!

What You Need: “Story Pictures” Activity Pages printed out before the lesson.

LEADER: “Hello, friends! Come sit over here with me. It’s time to hear our TRUE story straight from the Bible. *(Hold up a Bible.)* Today I want to tell you a story about a man named Noah. *(Show picture of Noah.)*

“One day, God told Noah to build a really, really, REALLY *(stretch arms out wide)* big boat called an ark. *(Show picture of ark.)* He had never seen a boat that big before. But Noah trusted God and built the ark just like God told him to.

“God wanted Noah to fill the ark with two of every animal—one boy and one girl. *(Show picture of animals.)* Can you tell me some animals? *(Pause)* Yes! All of those animals were on the ark. There were elephants and lions and birds and zebras. After all the animals were on board the ark, God told Noah to get his family and go inside the ark, and then God closed the door. And that was a good thing, because it soon began to rain!

“It rained for 40 days and 40 nights until the WHOLE world was covered in water. Noah and his family were kept safe on the ark, though, because Noah believed God’s promise.

“Finally, the water went down, and land began to appear. God told Noah, ‘It’s safe now. You can come out of the ark and bring all the animals with you.’ God kept them safe just like He promised. And then God made a rainbow! (*Show picture of rainbow.*) The rainbow was a sign of the promise between God and every living creature that God would never flood the whole earth again. I love it when I see a rainbow, because it helps me remember that **[Bottom Line] God keeps His promises.**”

Craft Time

Gather small groups of children around you at a table for toddler craft time. Depending on the size of your group, you may lead the craft two or three times. Not every child may want to participate in craft time. That’s okay. Feel free to send home the craft materials for them to complete with their mom or dad.

What You Need: “Ark” and “Water” Activity Pages, white cardstock, glue, crayons (*optional*)

What You Do:

Before the Activity: Copy “Ark” and “Water” onto cardstock and cut on the dotted lines. Each child needs one of each.

During the Activity: Retell the story as the children glue the ark onto the water. They can color the page if you are using the black and white version.

What You Say:

During the Activity: “Today we learned about a man named Noah. One day, God told Noah to build a really big boat called an ark. Noah trusted God and built the ark just like God told him to.

“God wanted Noah to fill the ark with two of every animal. There were elephants and lions and birds and zebras and every other kind of animal. After all the animals were on board the ark, God told Noah to get his family and go inside the ark, and then God closed the door. Then it started to rain and rain and rain.

“It rained for 40 days and 40 nights until the WHOLE world was covered in water. Noah and his family were kept safe on the ark, though, because Noah believed God’s promise.


“Finally, the water went down, and land began to appear. Noah and the animals came off the ark. Then God made a rainbow! The rainbow was a sign of the promise between God and every living creature that God would never flood the whole earth again.


“Look at your papers. Let’s glue our ark on the water so it’s floating just like Noah’s ark did. Great job!


“God kept Noah safe on the ark and then sent a rainbow to remind us that **[Bottom Line] God keeps His promises.**”

d’s way too. His way is PERFECT. **Whose way is perfect? [Bottom Line] God’s way is perfect.**”









Story Pictures (4 of 4) • Color • Bible Story • September Week 2
Copy on white cardstock. One set for Bible story.



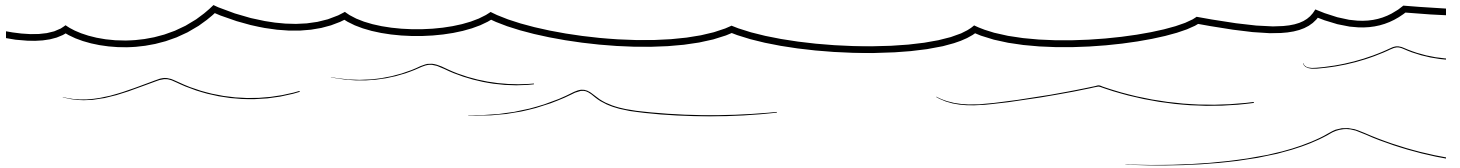
God keeps His promises.

Noah • Genesis 6:8-33; 7:1-24; 8:1-9:17




God keeps His promises.

Noah • Genesis 6:8-33; 7:1-24; 8:1-9:17



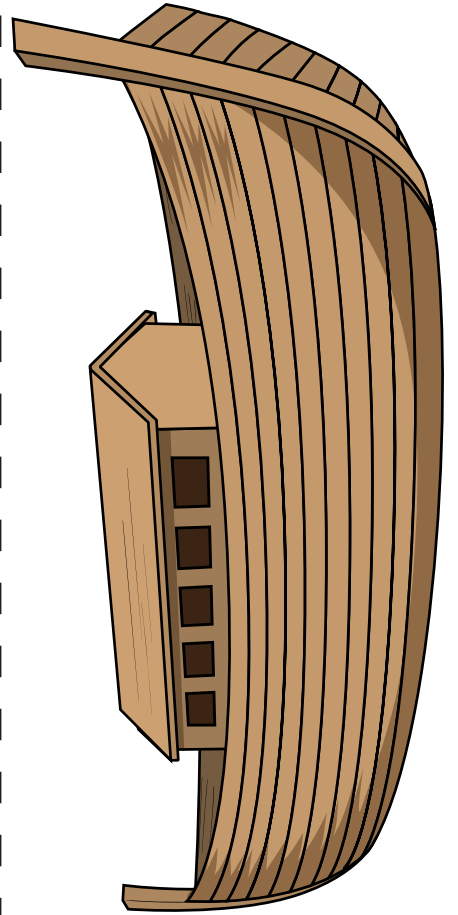
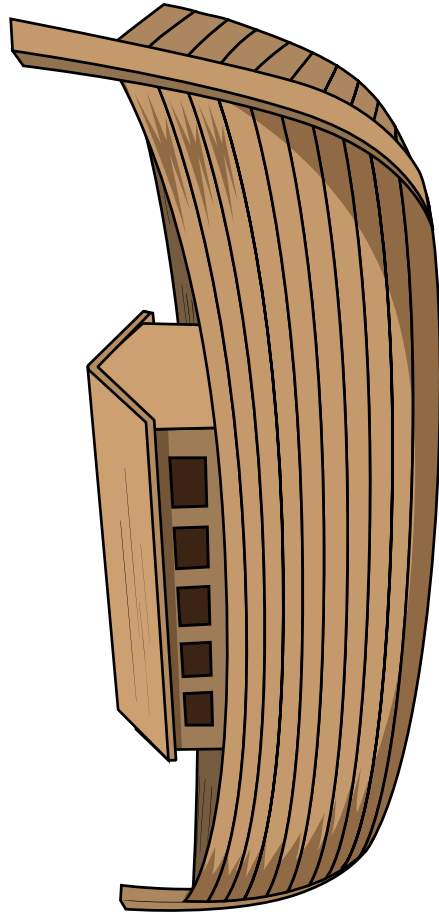
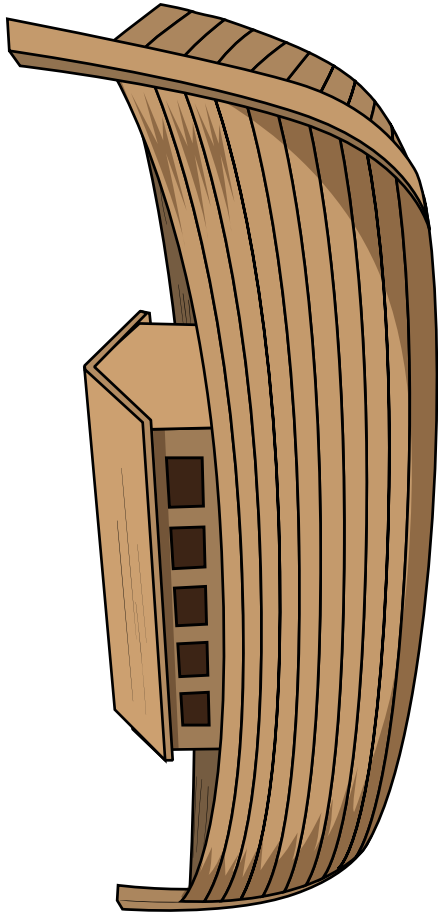
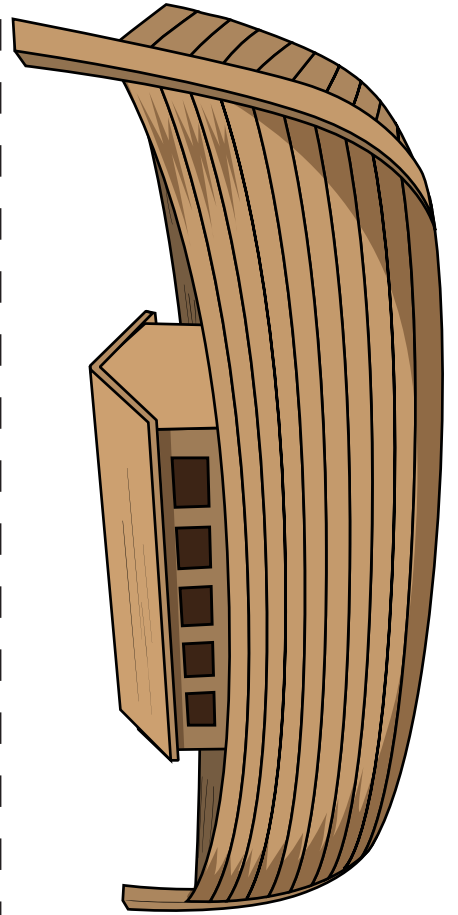
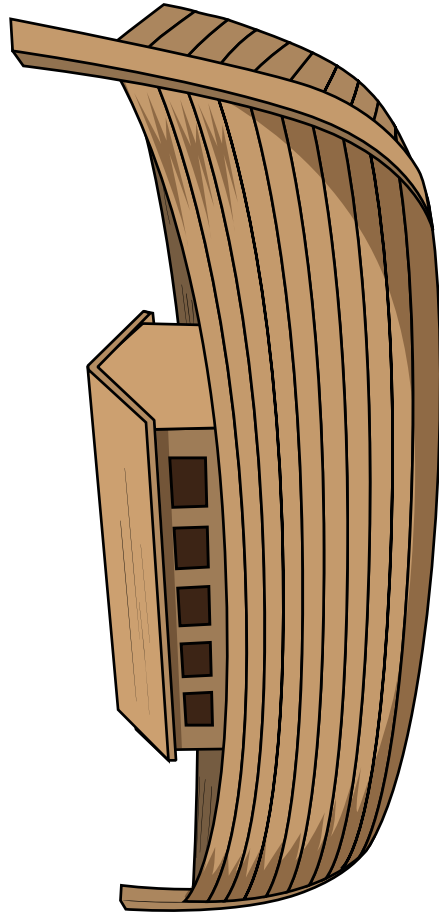
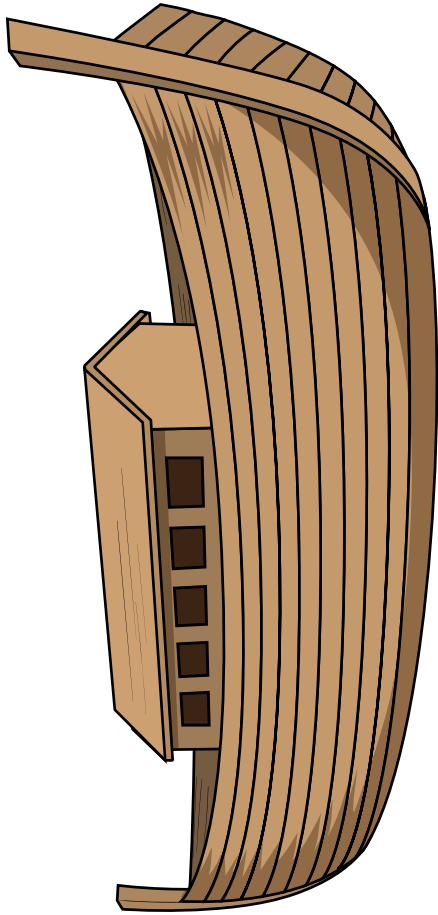
God keeps His promises.

Noah • Genesis 6:8-33; 7:1-24; 8:1-9:17



God keeps His promises.

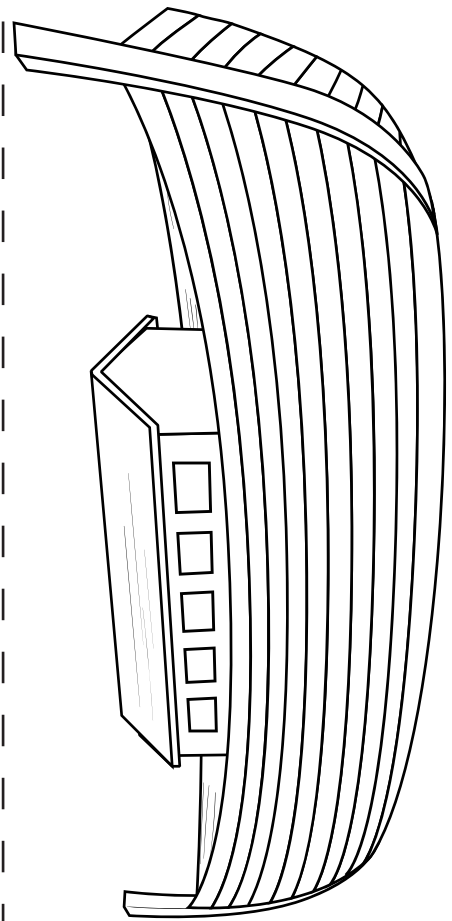
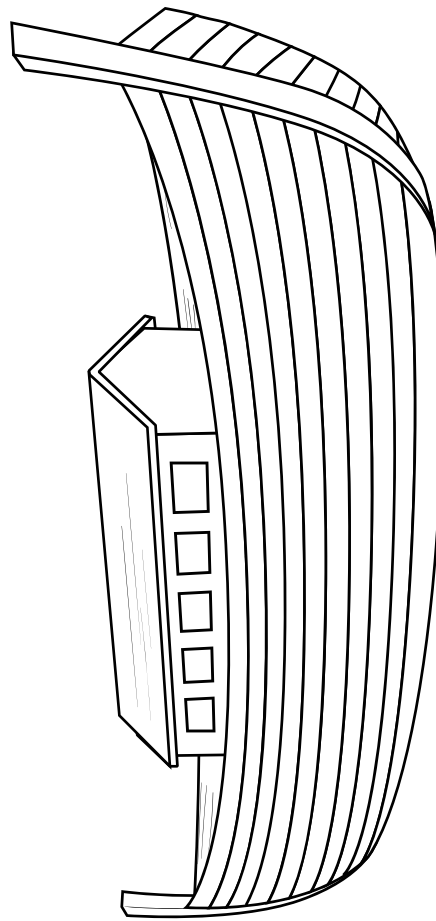
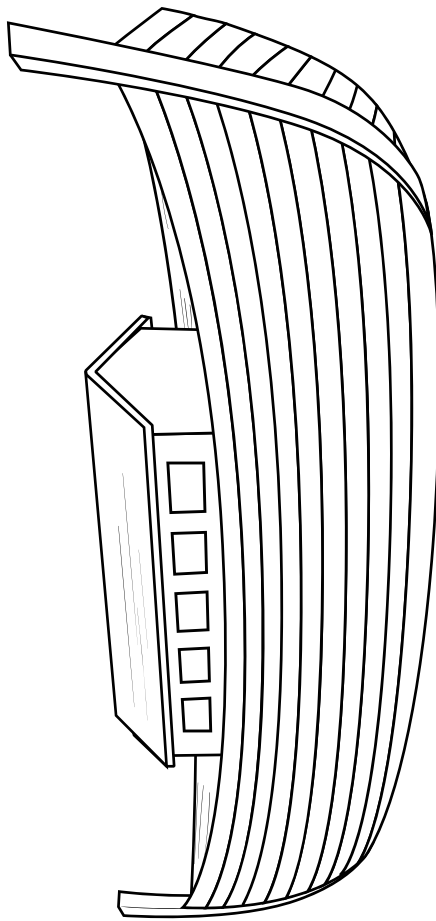
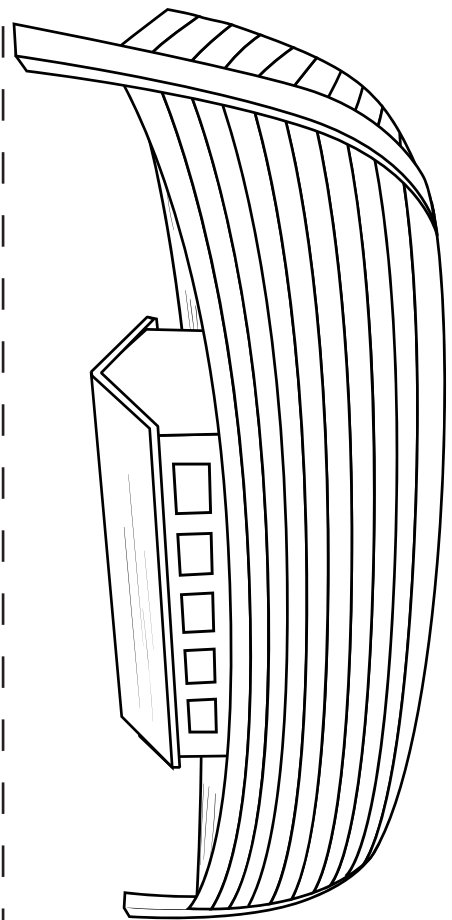
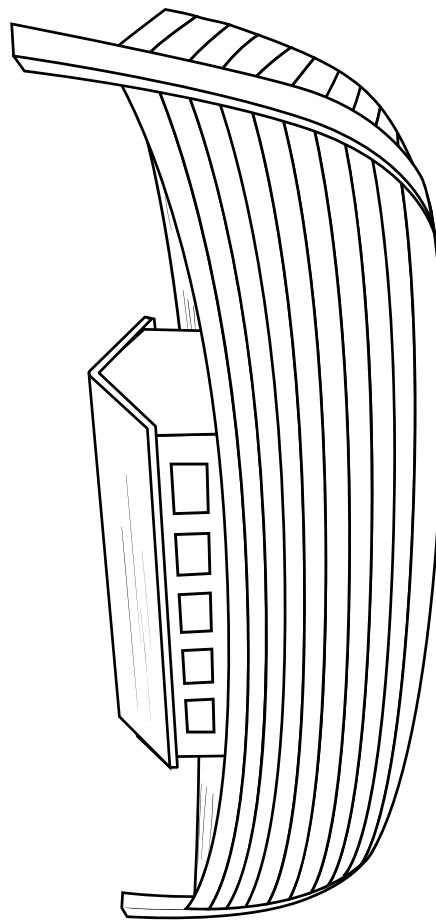
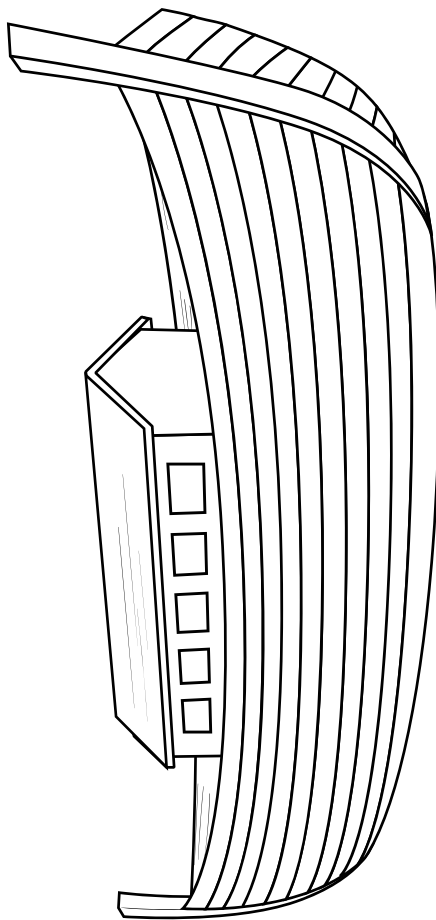
Noah • Genesis 6:8-33; 7:1-24; 8:1-9:17



Ark • Color • Ark In The Water • September Week 2

Copy on white cardstock and cut on dotted lines. Provide one per child.

CURRICULUM FOR EXTENDED TODDLERS • ©2018 The reThink Group. All rights reserved. • www.ThinkOrange.com



Ark • B&W • Ark In The Water • September Week 2

Copy on white cardstock and cut on dotted lines. Provide one per child.

CURRICULUM FOR EXTENDED TODDLERS • ©2018 The reThink Group. All rights reserved. • www.ThinkOrange.com

grace
KIDS

PRE-K



WEEK TWO

EXODUS 13:17-18; 14

God parts the Sea so Moses can safely lead the Israelites across dry ground.

SAY
THIS

WHO KEEPS
HIS PROMISES?
GOD KEEPS
HIS PROMISES.

DO
THIS



DRIVE TIME

As you drive, sing the following to the tune of "A Sailor Went to Sea": "God gives me what I need, need, need. God gives me what I need, need, need. God gives me what I need, need, need. Because He really loves me, me, me!"

REMEMBER THIS

"Trust the Lord with all your heart."
Proverbs 3:5, NCV

BASIC
TRUTH

GOD LOVES ME.

MAKING THE MOST OF MORNING TIME

By Sarah Anderson

Mornings can be rough. If you have anywhere to be with your kids in the morning, getting out the door is a task of epic proportions. But maybe part of what makes mornings hard is we try to get *through them* more than we try to *use them*. If we had a goal—like instilling purpose, and a mode of accomplishing it, like encouraging words, we could change the look and feel of our day.

My husband literally treats morning like a coach with his team—giving our two boys a pep talk before he heads out the door. It's like a motivational speech—which is the point: to encourage and inspire the boys for the day ahead. He tells them how he knows they are going to be kind to each other, treat each other in a loving way and give their mama no drama. Some days it feels like a "name it and claim it"—like if he puts the idea in their head, there's a better chance of it actually happening.

Sometimes it works. Other times it doesn't.

But the point is to start the day that way because it gives kids, even in an indirect way, a really crucial understanding: Every day is fresh and new. Every day is the chance to do this all again, and to maybe even do it better. Mornings are where forgiveness and lack of grudges can show up best.

Here are some practical morning time tips:

- Communicate ideals for the day, in conduct and behavior with *hope—not demands*. Let your kids know you want them to win for the day.
- Let your kids know what the plans are for the day. A play date? An errand? When kids know their routine will be or how it will change, they have a better chance of having a good day.
- Tell your kids how proud you are of them, how much you believe in them, and the potential you see in them. No matter how old they are, they will never outgrow the need for encouraging words.
- Reserve at least five minutes for yourself, before your kids get up. It's hard to instill purpose in others if you feel depleted.
- Set the tone for your home. Don't let your kids' emotions steer the ship. Decide how you want mornings to feel and do everything you can to make them feel that way.

For more blog posts and parenting resources, visit:
ParentCue.org

Download the free **Parent Cue App**
AVAILABLE FOR IOS AND ANDROID DEVICES