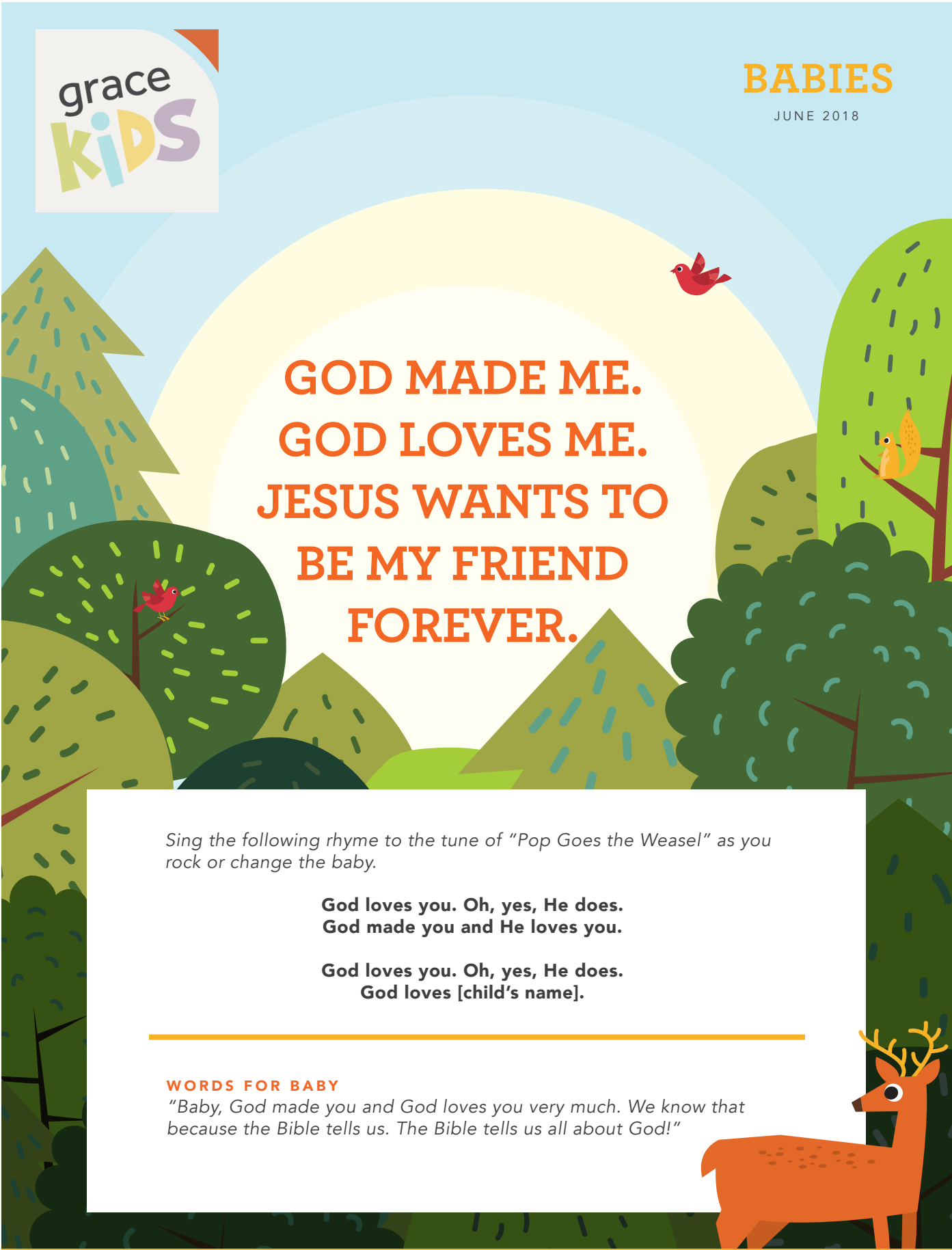


grace  
**KIDS**

**NURSERY**



**GOD MADE ME.  
GOD LOVES ME.  
JESUS WANTS TO  
BE MY FRIEND  
FOREVER.**

*Sing the following rhyme to the tune of "Pop Goes the Weasel" as you rock or change the baby.*

**God loves you. Oh, yes, He does.  
God made you and He loves you.**

**God loves you. Oh, yes, He does.  
God loves [child's name].**

---

**WORDS FOR BABY**

*"Baby, God made you and God loves you very much. We know that because the Bible tells us. The Bible tells us all about God!"*



## June 2020

Infants (0-12 months)

We want our babies to take a first look at who God is and understand:

God made me.

God loves me.

Jesus wants to be my friend forever.



With each baby you should be taking the time to sing the song, speak the Bible verse and let them know that God made them. This can be done while holding, feeding and/or changing the baby's diaper.

*Sing the following rhyme to the tune of "Pop Goes the Weasel" as you rock or change the baby.*

**God loves you. Oh, yes, He does.  
God made you and He loves you.**

**God loves you. Oh, yes, He does.  
God loves [child's name].**

### **Words For Baby:**

"Baby, God made you and God loves you very much. We know that because the Bible tells us. The Bible tells us all about God!"

WEEK  
**TWO**

TODDLERS  
AND  
EARLY PRE-K  
(AGES 1-3)



**June 14, 2020**

**Bible Words:** "Show me the right path, O LORD; point out the road for me to follow." Psalm 25:4, NLT

The Bible Shows the Way • *Psalm 119:105*

**Bottom Line:** The Bible tells me which way to go.

**Basic Truth:** God made me. God loves me. Jesus wants to be my friend forever.

## Story Time

Meet with your child on a rug or in a specific area of your home to tell the story. Some kids (especially the younger ones) may wander. That's okay. They're still listening and learning!

**What You Need:** A Preschool Bible, "Bible Story Pictures" (provided but you will need to print them out ahead of time).

**Say:** "This is the Bible. (*Hold up Bible.*) It has God's words in it. God gave us the Bible to show us which way to go. We love the Bible. (*Give Bible a hug.*)

"Do you want to hold the Bible? ( Let *your child hold the Bible. Encourage them to say "This is the Bible and it's God's words for me."*)

"The Bible (*hold up Bible picture*) has God's words in it, and it tells us which way to go. That makes it very, very special. It tells us to love each other. (*Hold up heart picture.*) Give me a hug. (*Demonstrate what that looks like by hugging your child.*) The Bible also tells us to share things with our friends. We can share our toys and games with our friends. (*Hold up smiley face picture.*) That makes them smile. The Bible tells us to pray. (*Hold up praying hands picture.*) Praying is talking to God. Put your hands like this, and we'll pray. (*Demonstrate praying hands.*) Dear God, thank You for giving us the Bible to tell us which way to go. We love You, God. In Jesus' name, Amen.

"The Bible is God's Word, and it tells us which way to go. **[Bottom Line] The Bible tells me which way to go.**"

## Craft Time- Love the Bible

**What You Need:** "Love the Bible" Activity Page heart stamps or stickers OR a red marker to draw hearts.

*What You Do:*

*Before the Activity:* Copy "Love the Bible" Activity Page

*During the Activity:* Retell the story as the children use the heart stamp or stickers to cover the Bible in hearts (or you can draw hearts for your child to color or trace).

*What You Say:*


*During the Activity:* "Today we learned about the Bible. The Bible has God's words in it, and it tells us which way to go. That makes it very, very special. Can you say the word 'Bible' at the count of three. One, two, three, Bible. Great job!

"Whose words are in the Bible? *(Pause.)* God's Words are in the Bible, and they are always true. **[Bottom Line] The Bible tells me which way to go.**

"The Bible tells us to love each other. The Bible also tells us to share things with our friends. And the Bible tells us to pray to God by talking to Him.

"Look at your paper. It's a picture of a Bible. God loved us so much that He gave us the Bible to tell us which way to go. Let's put hearts all over our Bible (use stickers, stamps, or draw hearts). Then we can remember that the Bible is full of God's words, and it tells us how much He loves us.

"The Bible is God's Word, and it tells us which way to go. **[Bottom Line] The Bible tells me which way to go."**














**The Bible tells me which way to go.**

The Bible Shows the Way • Psalm 119:105

grace  
**KIDS**

**PRE-K**



WEEK TWO

JOHN 13:34-35

Jesus teaches us to love one another.

SAY  
THIS

WHAT TELLS YOU  
WHICH WAY TO GO?  
THE BIBLE TELLS ME  
WHICH WAY TO GO.

DO  
THIS



DRIVE TIME

As you drive, ask your child to point the way to familiar places. Ask questions like, "Do I turn here, or here?" Thank him/her for pointing the way to go. When you get where you're going, repeat Psalm 25:4 and tell him/her that God uses the Bible to point the way for us to go.

REMEMBER THIS

"Show me the right path, O Lord; point out the road for me to follow."  
Psalm 25:4, NLT

BASIC  
TRUTH

GOD MADE ME. GOD LOVES ME.  
JESUS WANTS TO BE MY FRIEND FOREVER.

15 MINUTES TO BEING A GREAT PARENT

By Lauren Terrell

*Being a great mom is SO easy. You just have to play Barbies with your kids all day long. Maybe sometimes take a break to play Candyland. Chores are so unnecessary!!* These were actual thoughts I remember having as a child.

I didn't anticipate, however, what would happen to my love for "fun" over the next two decades that would make doing the dishes (in silence) immensely more appealing than playing Barbies with a 5-year-old.

Before I knew it, I found myself making any and every excuse to NOT play with my daughter. I had somehow morphed into the parent I never thought I would become—who doesn't love and live to play childhood games.

A few months ago, I found myself dreading 7am like I would a root canal because I knew it meant another 12-hour struggle with my daughter who wanted my attention at Every. Single. Waking. Moment.

That's when I came up with The Fun Fifteen.

I knew I was missing out on a relationship with this daughter I loved so much because of our competing ideas of fun. So I began to wonder, "If I give in and dedicate 15 minutes of my undivided attention to her every day,

doing what she wants to do, would she still be so desperate for my attention?"

So we made a chart with stock photos of things we liked doing together (that could be done in 15 minutes). I let her pick an activity and set the timer. And then I played like it was what I'd been waiting for my whole life. When the timer went off, we were both bummed (I expressed more disappointment than I truly felt). But I told her I couldn't wait for our next "Fun Fifteen" tomorrow.

It's only been a few months since we started our Fun Fifteen. Some days I am begging the timer to go off. Other days, I ignore the timer and it turns into a Fun Twenty or even Fun Fifty. And, my relationship with my daughter has improved immensely. I feel like a good (maybe even great?) mom.

If you are overwhelmed by the amount of attention your kids seem to need, or if having fun with your child feels more like a chore, try implementing your own Fun Fifteen. I think you'd be surprised how making a conscious choice to have fifteen minutes of FUN every day could radically change your relationship.

For more blog posts  
and parenting resources, visit:  
**ParentCue.org**