



Dear Parents,

Our journey through the Old Testament continues this week with Israel crossing the Jordan River and entering into the promised land at last. Their first battle is against the city of Jericho. God fought for His people and gave the city to them. It was clear from the beginning that it was God's power, not Israel's strength, that would give them the land.

Just as the Lord defeated Jericho for the Israelites, Jesus defeats His enemies and leads believers into the promised land of eternity.

Help your kids connect how God defeated Israel's enemies with how Jesus defeated our greatest enemy: sin.

FAMILY STARTING POINTS

Babies and Toddlers

We can trust God.

Joshua led the people into the promised land.

Joshua trusted God to be with His people.

Later, God sent Jesus to be with His people.

Preschool

Whom can we trust? We can trust God.

God led His people into the promised land.

Kids

Whom can we trust? We can trust God to take care of us.

God fought for His people and led them into the promised land.

UNIT KEY PASSAGE

Joshua 1:9

Check out the Gospel Project for Kids Family App or the Big Picture Cards for Families for ways to interact with the Bible content each week. You can also download our church app, The Source Church App, to download or print activities: apps.apple.com/us/app/the-source-church-app/id1173078648.


 FOLLOW US @TSCPOWERKIDS >>> WWW.THESOURCECHURCH.ORG

THE PROMISED LAND AND JERICHO


ACTIVITY: HORN CRAFT

INSTRUCTIONS

What to do



Print out the template onto white card and collect supplies




Colour in the horn any design you like.



Cut out from card



Wrap sticky tape around the mouth section. This will protect it from getting wet while blowing



Carefully fold along dotted line and roll to glue. Allow to dry.

If in a rush, you could also use sticky tape here.



When dry place another layer of sticky tape around mouth section.

MATERIALS

- *Crayons
- *Card Stock Paper
- *Tape or Glue
- *Scissors
- *Template

<https://truewaykids.com/the-battle-of-jericho/>

STORY CONNECTION

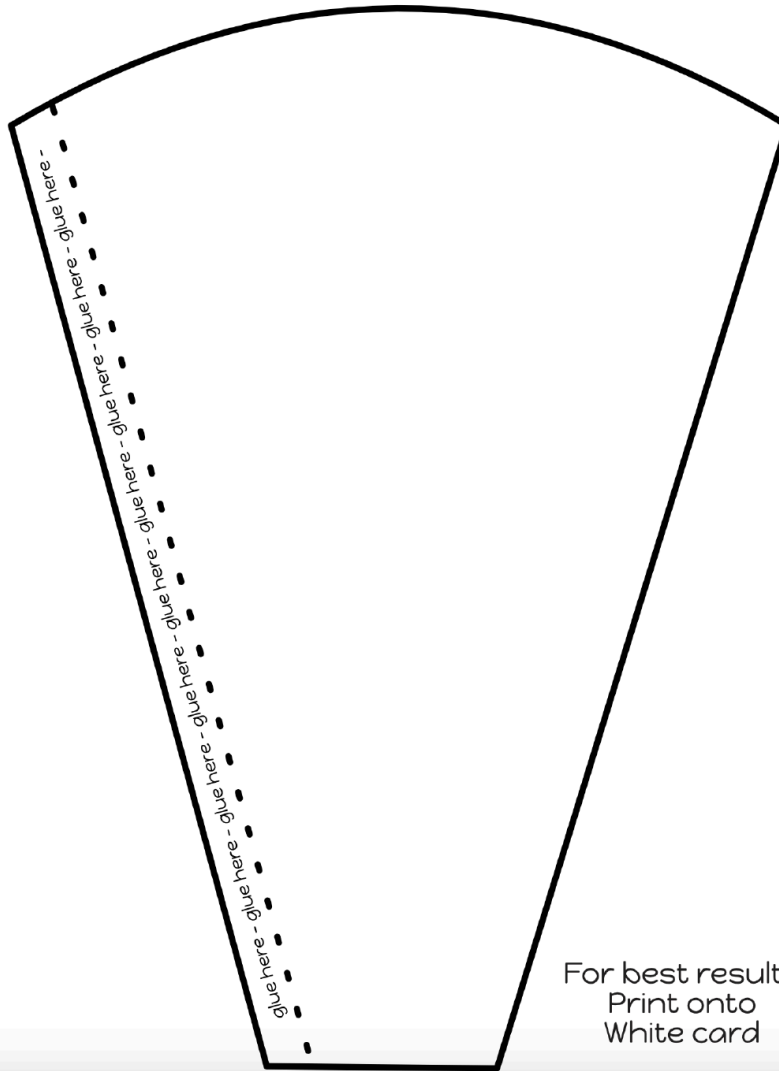
God fought for His people and led them into the promised land. Just as the Lord defeated Jericho for the Israelites, Jesus defeats His enemies and leads believers into the promised land of eternity.



ACTIVITY
PRINTABLE

THE PROMISED LAND AND JERICHO

ACTIVITY: HORN CRAFT



For best results
Print onto
White card

<https://truesdaykids.com/the-battle-of-jericho/>

 FOLLOW US @TSCPOWERKIDS >>> WWW.THESOURCECHURCH.ORG



The Promised Land and Jericho

Joshua 2-4; 6

The Promised Land and Jericho

Joshua 2-4; 6

Main Point: God fought for His people and led them into the promised land.

Big Picture Question: Whom can we trust? We can trust God to take care of us.

Christ Connection: God fought for His people and led them into the promised land. Just as the Lord defeated Jericho for the Israelites, Jesus defeats His enemies and leads believers into the promised land of eternity.

Key Passage: Joshua 1:9

From The Gospel Project for Kids: <https://www.gospelproject.com/kids/>

Hidden Spies

INSTRUCTIONS: Look at the Israelite spies in the key. Try to spot where they are hiding. Circle the spies when you find them.



From The Gospel Project for Kids: <https://www.gospelproject.com/kids/>

Wall of Jericho Word Search

INSTRUCTIONS: Find the hidden words from the word bank on the wall of Jericho.

V	R	H	J	O	S	H	U	A	G	Q	T			
J	P	P	S	W	A	Q	O	G	L	X	O			
O	O	Y	H	A	Z	Z	G	F	Z	O	V			
Q	Z	R	N	L	A	E	R	O	P	E	F			
X	N	X	D	L	C	S	T	O	N	E	S			
C	B	X	J	A	N	R	H	L	S	G	S			
A	T	S	Y	J	N	C	U	E	J	B	L			
N	A	O	U	M	I	R	I	T	E	E	D			
R	P	T	C	R	A	P	I	O	R	K	J			
J	P	L	E	H	S	R	N	V	Y	Y	V			
Z	W	J	W	Z	T	K	C	N	E	Z	M			
O	O	N	A	J	S	P	E	H	C	R	G			
C	D	F	V	C	J	U	B	Y	U	C	N			
Y	R	H	T	T	R	U	M	P	E	T	S			
W	B	Y	W	L	R	A	H	A	B	O	H			

- Joshua
- Spies
- Rahab
- Rope
- Jordan River
- Stones
- March
- Trumpets
- Jericho
- Wall

From The Gospel Project for Kids: <https://www.gospelproject.com/kids/>

Design a Boat

Imagine you and your family needs to cross a wide, deep river. What would you use? In the space below, design a boat to carry you across.



Across the Jordan

Number the stones from 1 to 12 to put the events from today's Bible story in the order that they happened. (We've done the first one for you.)
Tip: Need help? Read Joshua 2-4; 6 in your Bible.


- 1. The Israelites shouted.
- Joshua sent two spies into Jericho.
- Rahab hid the spies on her roof.
- God told Joshua to go into Canaan.
- The Israelites captured Jericho.
- The Israelites marched around Jericho.
- Joshua set up 12 stones as a reminder.
- All the people crossed the Jordan on dry ground.
- The wall of Jericho fell down.
- The water stopped flowing.
- Rahab tied a bright red rope in her window.
- The priests carried the ark of the covenant to the edge of the water.

From The Gospel Project for Kids: <https://www.gospelproject.com/kids/>

ANSWER KEYS


Hidden Spies

INSTRUCTIONS: Look at the Israelite spies in the key. Try to spot where they are hiding. Circle the spies when you find them.

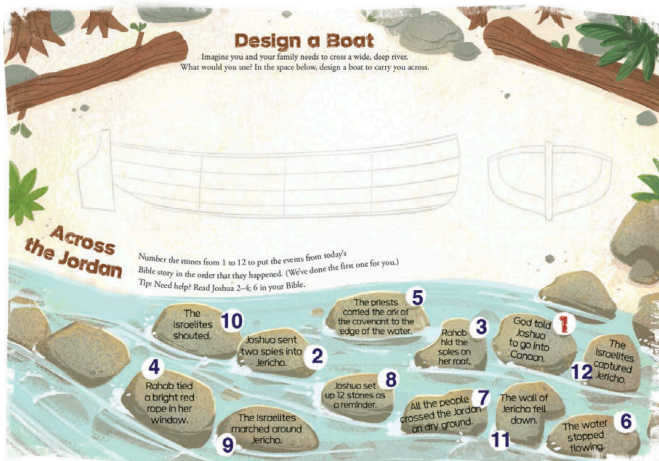


Wall of Jericho Word Search

INSTRUCTIONS: Find the hidden words from the word bank on the wall of Jericho.



KEY PASSAGE



“Have I not commanded you? Be strong and courageous. Do not be afraid; do not be discouraged, for the LORD your God will be with you wherever you go.”

Joshua 1:9



Key Passage (NIV) • Kid • Unit 7 • © 2015 LifeWay • OK to Post

From The Gospel Project for Kids: <https://www.gospelproject.com/kids/>