



# Dreams Come True

Joseph's rise to power  
Genesis 39-45



## Review and Discussion:

Challenge your child to retell the story. Help him or her remember key details by asking the following questions:

- ★ **What special skill did God give Joseph?** (Joseph was wise and could interpret dreams.)
- ★ **What did Pharaoh do when Joseph correctly interpreted his dreams?** (He put Joseph in charge of storing up all the food.)
- ★ **How did Joseph respond when his brothers were scared of him?** (He said that God used his brothers' harm for good. Joseph shared food with them.)

Read the following thought aloud to help increase your child's understanding:

Trusting in and following God does not mean things will always be easy. But no matter how difficult things become, we can know that God sees us and will work everything for good.



## Explore God's Big Story:

Together, discover how this specific lesson ties into God's Big Story. Read the following aloud to your child:

God is always in control. No matter our challenges, hardships or circumstances, we can know that God is still at work, sees our suffering and will create good even when we cannot see it.



## Memory Verse:

You (point away from yourself)  
intended to harm me (point to yourself),  
but God (point both hands up)  
intended it all for good (thumbs up).  
He (point both hands up) brought me (point to yourself)  
to this position (stomp your foot once)  
so I could save the lives of many people (thumbs up).  
Genesis 50:20 (NLT)



## Talk to God:

Dear God,  
You are powerful, and I am grateful that You are always in control. Help me trust in that truth even when pain and struggle come.  
Amen.



The Bible App  
FOR KIDS

Download the free app today!  
[Bible.com/kids](https://Bible.com/kids)

# Blinky's Family Challenge

I'm a good example ...  
when I make right choices  
and say kind words!



## What I Say and Do

Joseph let God help him say and do good things, like forgiving his brothers. Practice being a good example, too, in what you say and do.

### Directions

1. Choose an action from the **Right Choices list**.
2. Do the action to the person next to you while saying something to them from the **Kind Words list**.
3. Make up your own right choices and kind words.

### Right Choices

- High Five
- Hug
- Smile

### Kind Words

- I love you.
- You're a good friend.
- I like to play with you.

## Review Time!

### Say With Me Ages 2-3

1. *Say Together: Be a good example!*
2. *Say Together: Joseph was a good example.*

### Q&A Ages 4-Kindergarten

1. **How was Joseph a good example to his brothers? He said kind words to them and forgave them.**
2. **Who helped Joseph use kind words and make right choices? God**



Lead your family through the Bible Plan *Dreams Come True* on the YouVersion Bible App.  
[www.bible.com](http://www.bible.com)

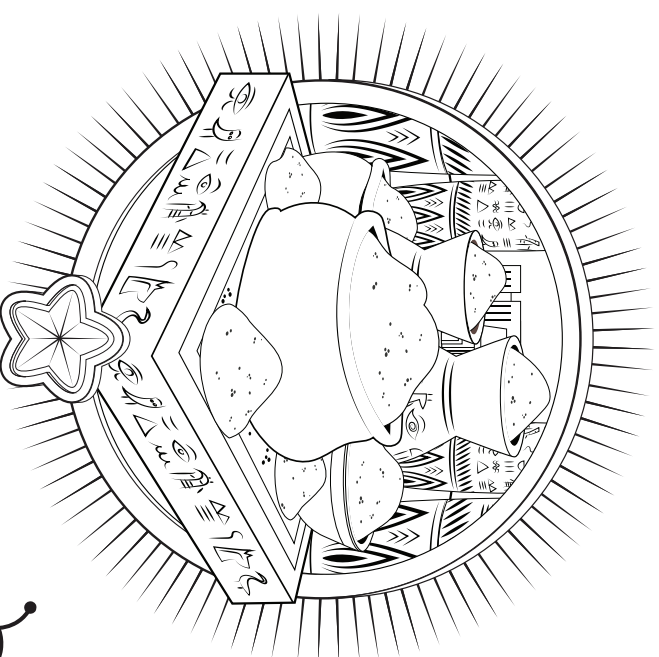


[www.lifekids.tv](http://www.lifekids.tv)


# Dreams Come True

## Joseph's rise to power

### Week One



Tell your family what I  
learned about being a  
good example.



Blinky



Interact with God's Word through the Bible App for Kids, activities, videos, coloring sheets, parent resources, and more!  
[www.BibleAppForKids.com](http://www.BibleAppForKids.com)




Follow LifeKids to sing along with this month's song, *What I Say and Do*. [go2.lc/lifekidsmusic](http://go2.lc/lifekidsmusic)



Shine

**Question:**  
Hey friends!  
How can I be a  
good example?

**Answer:** Say it with me!  
I can live like Jesus!



Emily


Say the Bible verse with me!



... Set an example ...

in what  
you say


and in how  
you live...



Guy the Bible Guy

Joseph said kind words to his brothers and forgave them. Joseph was a good example!

Put eyes on each person who needs them.



# Blinky's Family Challenge

I'm a good example ... when I shine for my friends!



## Be a Light

When your friends don't know what to do, it's like they're in the dark and can't see what's right. They need a good example like you, to show them what to do! Shine brightly for all of your friends!

### You'll Need

- A flashlight

### Directions

1. Pick someone to be the "Light."
2. The "Light" secretly picks an object in the room.
3. Everyone gets one guess to figure it out.
4. Turn off the lights.
5. The "Light" shines the flashlight on the object they chose.
6. Choose a new "Light."

## Review Time!

### Say With Me Ages 2-3

1. Say Together: **Be a good example!**
2. Say Together: **Shine like Jesus!**

### Q&A Ages 4-Kindergarten

1. Whose example can you follow to shine bright? *Jesus'*
2. When you're a good example, who are you shining for? *Everyone*



Lead your family through the Bible Plan *Dreams* Come True on the YouVersion Bible App.  
[www.bible.com](http://www.bible.com)




[www.lifekids.tv](http://www.lifekids.tv)

# Dreams Come True

## Joseph's rise to power

### Week Four



Tell your family what's in my Adventure Bag!



Emily



Interact with God's Word through the Bible App for Kids, activities, videos, coloring sheets, parent resources, and more!  
[www.BibleAppForKids.com](http://www.BibleAppForKids.com)



Follow LifeKids to sing along with this month's song, *What I Say and Do*. [go2.lc/lifekidsmusic](http://go2.lc/lifekidsmusic)



Shine

**Question:**  
Hey friends!  
How can I be a  
good example?

**Answer:** Say it with me!  
I can live like Jesus!



Emily


Say the Bible verse with me!



in what  
you say

and in how  
you live...

... Set an example ...



Guy the Bible Guy

The flashlight, footprint, and microphone remind me to set a good example!

Put a sticker on each Picture Pass.

