

Review Puzzles

Materials

- ☐ Review Puzzles (following pages)
- ☐ Scissors
- ☐ Optional: glue sticks and construction paper

Instructions

Print (on card stock if available) and cut out one Review Puzzle per student or one for each team of two. Make sure to use at least one of each puzzle. You may want older students to cut out their own. Have each student complete their puzzle or put the students into teams to assemble them.

Option 1: Set all the puzzles out around the room. Assign teams of two to each puzzle. Allow one minute to complete the puzzle. Call time and have each team move to another table, mix the pieces up, and reassemble the puzzle together. Continue until all teams have rotated through each puzzle.

Option 2: Have each student cut out the pieces of one puzzle and reassemble it by gluing each piece on to construction paper.

Option 3: Have each student cut out a puzzle and mix up the pieces. Then have students trade puzzles and assemble them.


Suggested Discussion

Today is all about reviewing the lessons we've learned in the past weeks. These puzzles will help us remember what happened in those lessons.

- ?** Who would like to tell us about the picture on your puzzle? Allow students to share what they remember as time allows.



Print and cut out one puzzle per student or one for each team of two. Use at least one of each puzzle.



Lesson 32

Print and cut out one puzzle per student or one for each team of two. Use at least one of each puzzle.

Abram had **FAITH**
and obeyed God.



Lesson 33

Print and cut out one puzzle per student or one for each team of two. Use at least one of each puzzle.

Page 4 of 10



Print and cut out one puzzle per student or one for each team of two. Use at least one of each puzzle.



Lesson 35

Print and cut out one puzzle per student or one for each team of two. Use at least one of each puzzle.

Page 6 of 10



Lesson 36

Print and cut out one puzzle per student or one for each team of two. Use at least one of each puzzle.


Page 7 of 10

Isaac was
born in God's
PERFECT
time.

God promised
JESUS would
bless all nations.

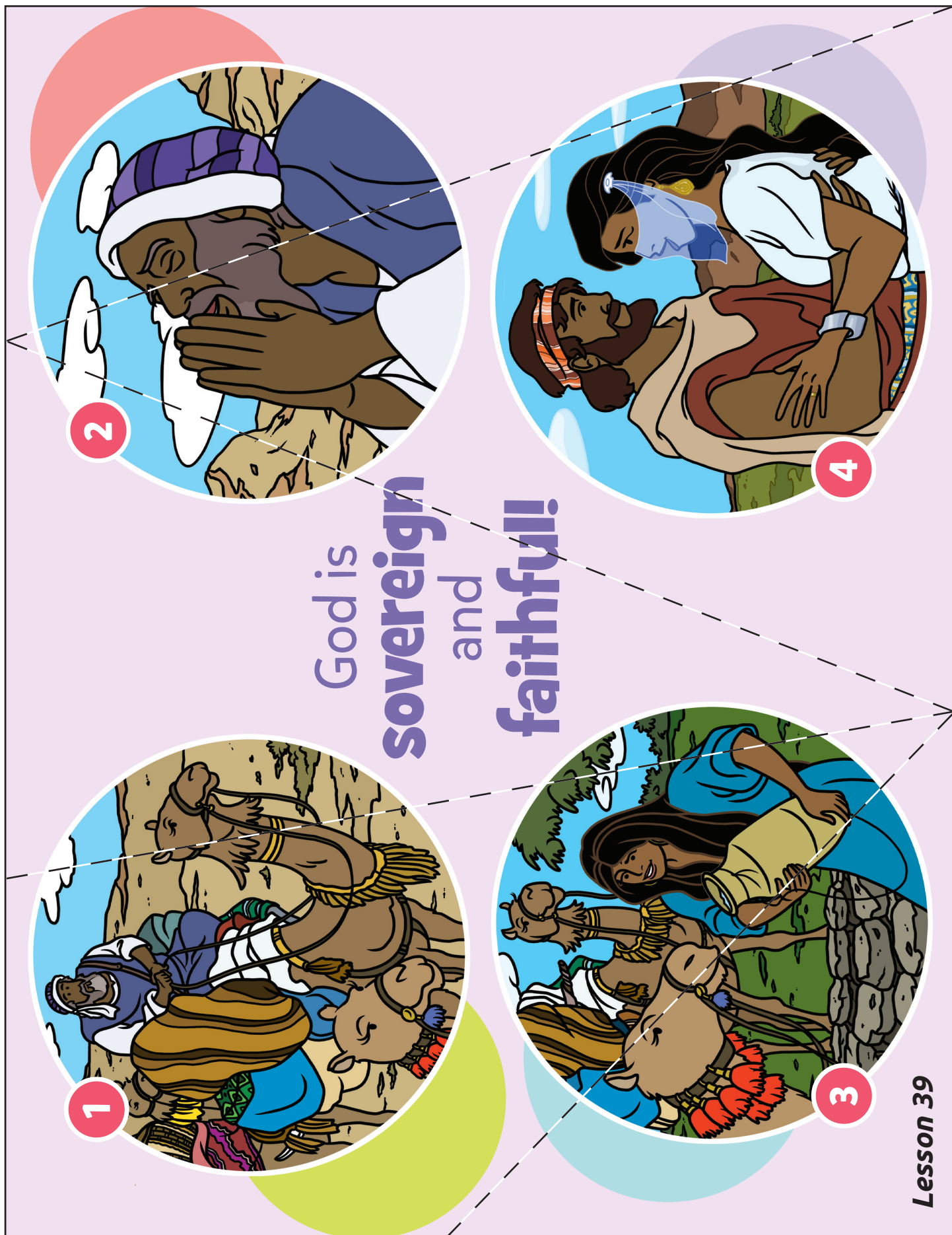


Lesson 37



Lesson 38

Print and cut out one puzzle per student or one for each team of two. Use at least one of each puzzle.



Print and cut out one puzzle per student or one for each team of two. Use at least one of each puzzle.