

# Family Match

## Materials

- ☐ Wife Signs (following pages)
- ☐ Son Cards (following pages)
- ☐ Tape or poster putty
- ☐ Optional: container for cards

## Instructions

*Print and cut out the four wife signs then the son cards, one for each student. Use tape or poster putty to attach the Leah, Rachel, Bilhah, and Zilpah signs to a different corner/wall of the room. Pass out a son card to each student.*

*Review the names of Jacob's wives and sons. Have students refer to their Class Notes to find the name on their card and his mother.*

*When you say, "Go!" students will race to one of the wife signs to match their son with the correct mother. After the round, review the names on the students' cards to see if they are in the correct corner using the Class Notes answer key. Have students return to seats or center of room and switch cards, or you collect them and pass them out again. Continue with several rounds. For a challenge, you may want to time the students on each round or try a few rounds without letting them use their Class Notes.*

*Option: have the last student who reaches a corner and any student in the wrong corner sit out until one winner is left.*

## Suggested Discussion

- ?** Jacob had a big family! How many wives did he have? *Four. Review the names of the women.*
- ?** How many sons did he have? *Twelve.*

**Yes.** God blessed Jacob with twelve sons who would become leaders of twelve tribes of Israel.

# Leah

---

# Rachel

---

# Bilhah


---

# Zilpah

---



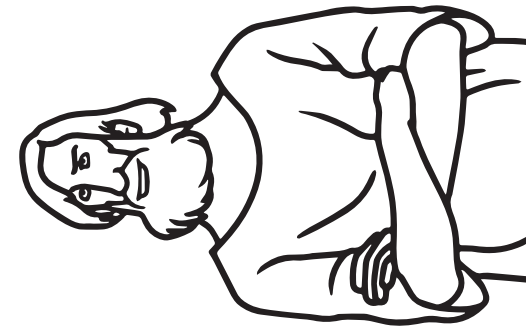
**Reuben**



**Issachar**




**Levi**



**Dan**



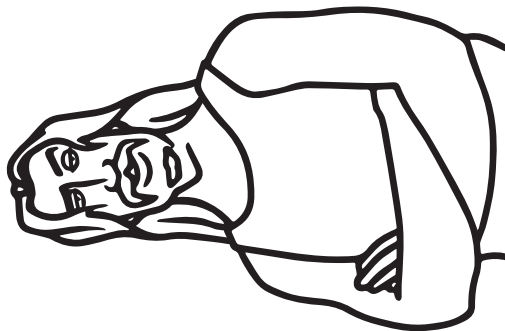
**Zebulun**



**Judah**



**Benjamin**



**Asher**



**Naphtali**



**Simeon**



**Joseph**



**Gad**