

# Now You See It

## Materials

- ☐ Whiteboard
- ☐ Marker and eraser for whiteboard

## Instructions

*Write the memory verse on the board. Recite the verse together. Choose a student to come up to the board and erase one or two words at a time. Have the class recite the entire verse each time another word is erased. Continue erasing words and reciting until all of the words are gone. Then ask students to try reciting the whole verse without any words left on the board.*

# Review Card Relay

## Materials

- ☐ Index cards
- ☐ Tape or poster putty
- ☐ Memory Verse Poster

## Instructions

*Write one or two words from the memory verse on each index card. Make one set for each team. Divide the class into teams. Randomly lay out each set of cards facedown on the floor—one set for each team. Put a piece of poster putty or tape on each one. Place the Memory Verse Poster where students can see it.*

*Have teams line up away from the cards. When the relay begins, the first student in each line will race to the cards, pick one up, and put it on the wall or board. As the relay continues, students will put each card on the board in the proper order. They may need to rearrange the cards to fit others.*

*When finished, have the class read the verse aloud together.*





Name \_\_\_\_\_

# Memory Verse Code

Use the code below to fill in the blanks and complete the verse.

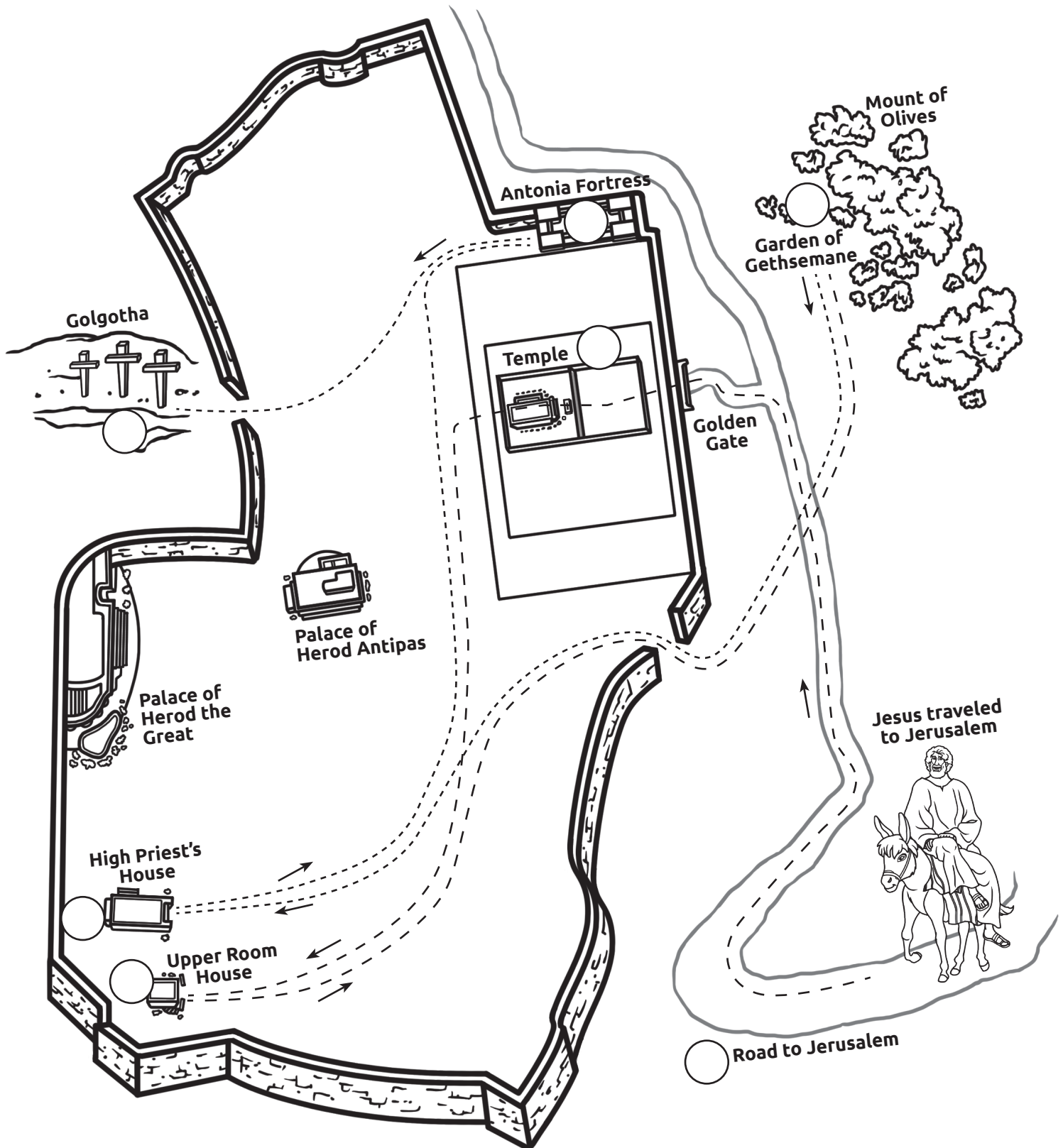
Jesus \_a\_d unto he\_, \_ am  
the \_e\_u\_ \_ection, and the  
l\_fe: he that bel\_e\_eth \_n  
me, though he were dead, yet  
\_hall he l\_e.

## John 11:25

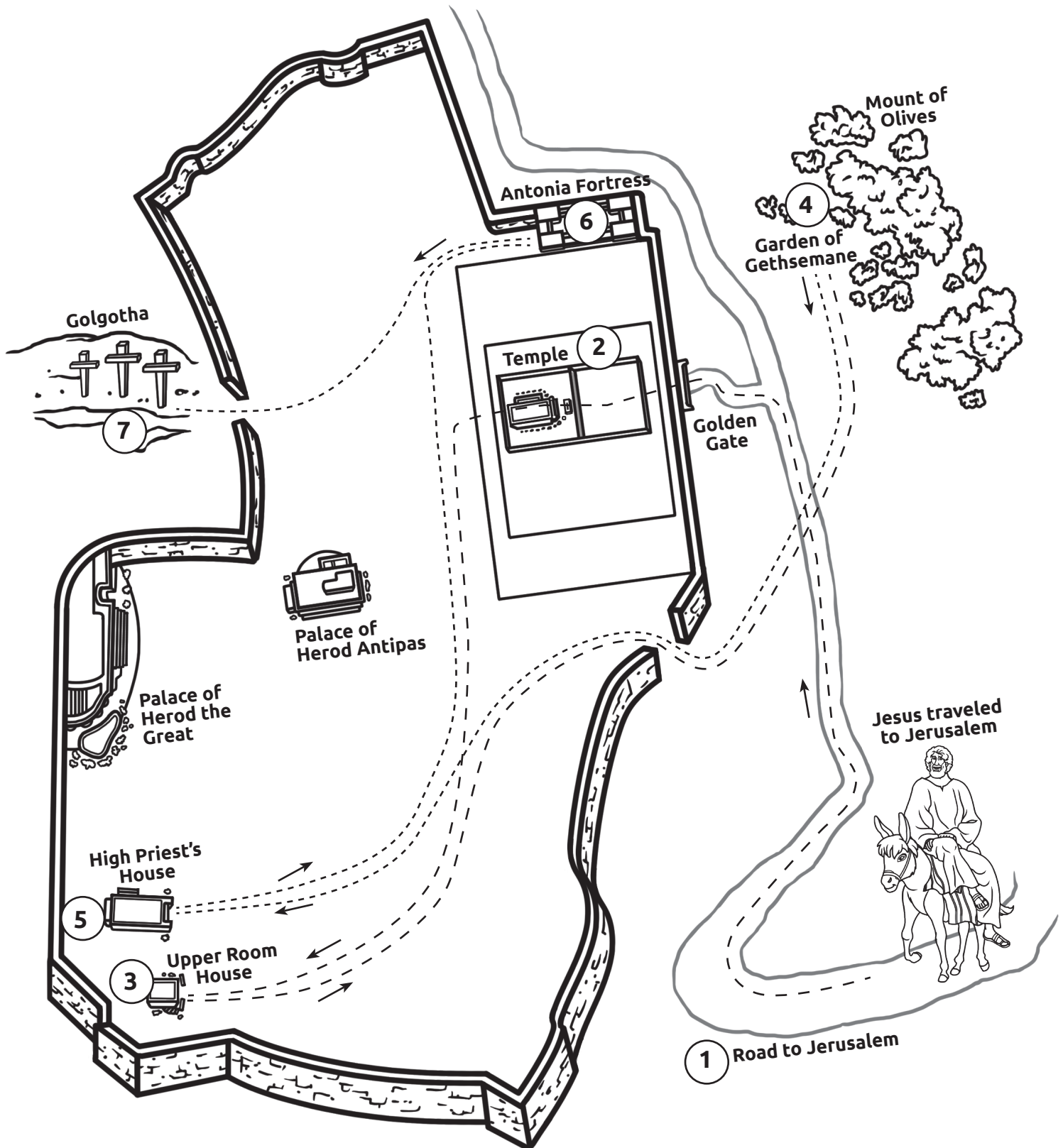
Key:  = I     = R     = S     = V

Name \_\_\_\_\_

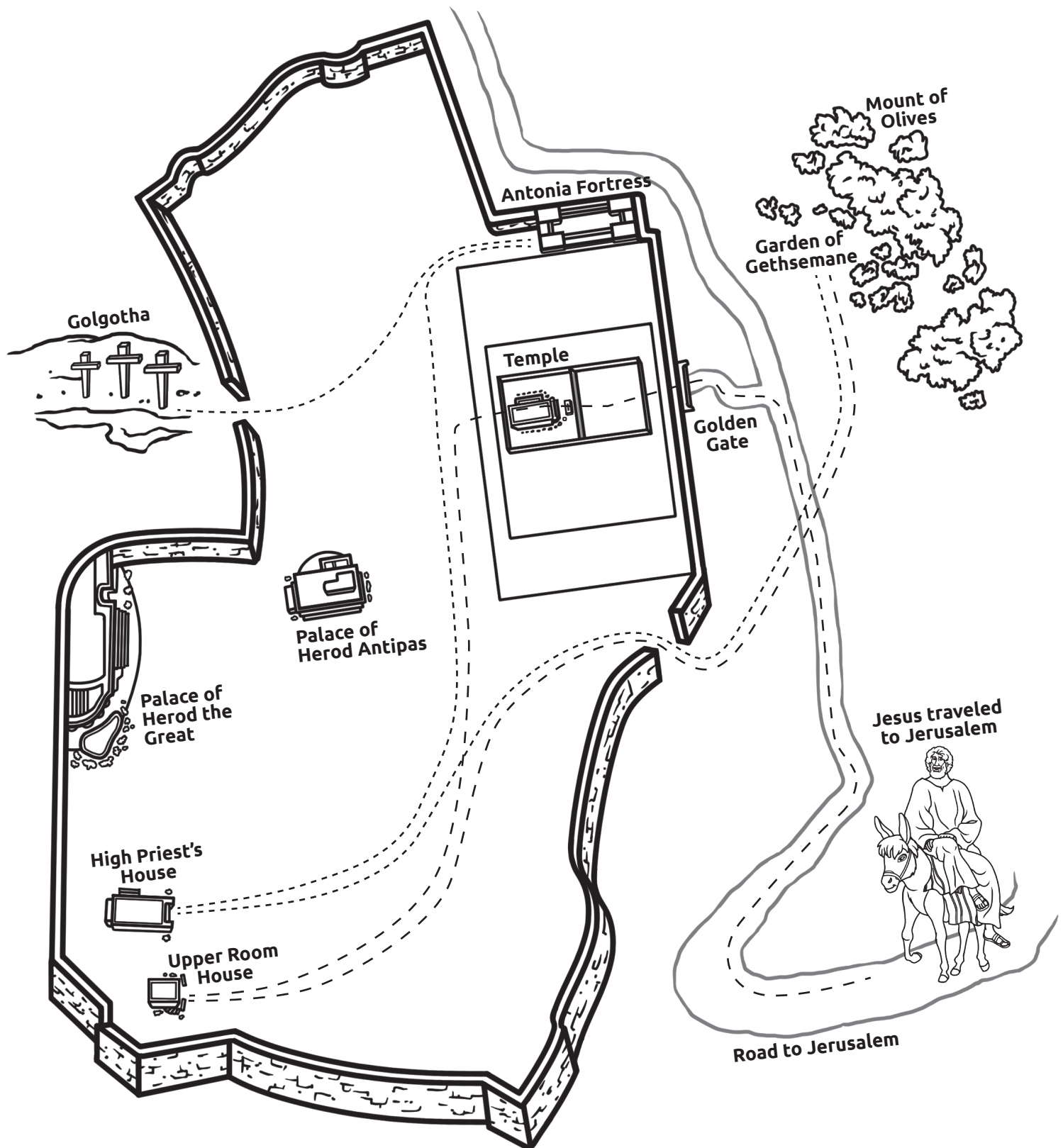
# Class Notes



# Class Notes Answer Key



# Map of Jerusalem



# Review Questions

1. What is the big problem that all people are born with? What is the bad news? *We are all sinners. We deserve punishment. We are separated from God.*
2. Who did God promise to send to save us? It is a title for Jesus. *Messiah, Savior, King.*
3. Why did Jesus come to earth? *To die. To save us from our sins.*
4. What city did Jesus travel to, knowing he would die there? *Jerusalem.*
5. Before Jesus went into Jerusalem, Jesus sent two of his disciples to get what animals and bring them to him? *Donkey and colt.*
6. When the people of Jerusalem saw Jesus coming, what did they lay down on the road to welcome him? *Garments (cloaks) and tree branches.*
7. What word did they shout, which means “save now”? *Hosanna.*
8. What did many Jewish people think that the Messiah would save them from, the Romans or their sins? *The Romans.*
9. What did Jesus do when he entered the temple? *Drove out the merchants and money changers who were set up there and cheating the people.*
10. What was the temple supposed to be used for? *A place of worship and prayer.*
11. Who hated Jesus and planned to kill him? *Religious leaders, chief priests, elders.*
12. Where did Jesus and his disciples share the last supper together? *Upper room of a house.*
13. During the last supper, what two things did Jesus use to give the disciples a picture of his body and blood being given as a sacrifice for sinners? *The bread and the wine.*
14. Where did Jesus and the disciples go after the last supper? *Garden of Gethsemane.*
15. Which disciple betrayed Jesus? *Judas.*
16. What did Judas do to betray Jesus? *He was paid by the chief priests to help them capture Jesus. He led the guards to the garden.*
17. What punishment did the religious leaders say Jesus deserved? *Death.*
18. Which Roman governor knew Jesus was innocent but handed him over to be crucified anyway? *Pontius Pilate.*
19. Where was Jesus crucified? *Calvary, or Golgotha, which means “The Skull.”*
20. What did Jesus say about the people who made fun of him on the cross? *“Father, forgive them, for they know not what they do.” He asked God to forgive them.*
21. What amazing things happened at Jesus’ death? *Darkness came over the land; the temple curtain (veil) was torn in two from top to bottom.*
22. Who believed Jesus was the Son of God when he saw the things that happened and how Jesus died? *The Roman centurion.*
23. Because of Jesus’ death in our place, what can we now have? *Forgiveness of sin. Direct prayer to God. Promise of heaven after death.*
24. In our memory verse, John 11:25, Jesus said that he is the resurrection and the what? *Life.*



# Pom-Pom Paint Craft

## Materials

- ☐ Craft foam sheets in various colors
- ☐ Washable paints (not watercolor) in various colors
- ☐ Pom-poms (1½-inch) several for each paint color
- ☐ Clothespins for each pom-pom
- ☐ Foam plates
- ☐ Painter's tape (1-inch wide)
- ☐ Markers
- ☐ Hole punch
- ☐ Narrow ribbon or yarn

## Instructions

*Pour several colors of paint onto foam plates and set on tables for students to share. Pinch each pom-pom with a clothespin to use in place of paintbrushes.*

*Pass out one foam sheet to each student. Have students apply one strip of painter's tape across the top about two inches from the top edge, leaving a small space at right and left sides. This will be the crossbeam of their finished cross. Next, have students apply a longer strip vertically, crossing over the first piece of tape to create a cross on their sheet. Have students rub the tape down so it is secure around the edges.*

*Direct students to hold the pom-pom with the clothespin and dab the top of it into the paint. Make large dots by pushing straight down on the pom-pom. Encourage the students to create their own design all around the cross. It's okay to get paint on the tape; it will be peeled off later.*

*Allow paint to dry then gently peel the tape from the foam, leaving a cross in the middle of the design. Have students write, "Jesus died for me!" on their cross. Punch two holes at the top and tie ribbon or yarn through to make a hanger.*



*NOTE: You may want to wash out the pom-poms and let them dry to be used again.*

## Suggested Discussion

The cross is more than a religious symbol or decoration. It shows how much Jesus loves us! He was willing to be crucified on a cross when he didn't deserve to die. He was perfect, but he chose to give his life to pay the punishment we deserve for our sins. Because of Jesus' death and resurrection, we can come directly to God and ask forgiveness for our sins. When we are truly sorry and trust in Jesus to save us, God forgives us and makes us his child.



# Jerusalem Road Relay

## Materials

- ☐ Paper towels or paper plates, at least one per student plus several extra
- ☐ Masking tape

## Instructions

*Use tape to mark a start line and a finish line if there's no wall to touch across the room. Divide students into two teams (or more, based on class size). Explain that just as the people laid down their cloaks and branches so Jesus' donkey would walk over them, the teams will be making their way across the room using the towels/paper plates to step on so they do not touch the ground.*

*Give each student a towel/paper plate to stand on. Give the last student in each team's line one extra towel/paper plate. When you say "Go!" the last student will pass the towel/plate up through the team's line to the first student. The first student will place the towel/plate down in front as far as he can step then move to stand on it. All other team members take one step forward to the next towel/plate. The last student picks up the towel/plate he just stepped off and passes it up to the front. Teams continue to move across the room by passing and stepping as fast as they can. You may choose to send a student to the back of his team's line if he steps on the ground. The first team to cross the finish line or touch the wall wins.*

*Variation 1: have two teams line up and just the first students in line use two towels/plates to race across the room and back by stepping on one, moving the other, stepping onto it, picking up the other and moving it ahead, etc. When they return to the line, the next student takes the towels/plates and races there and back. First team to have all team members finish wins.*

*Variation 2: instead of having teams race, have the whole class move as one team around the room or down a hallway. Time them and then see if they can beat their time. This is a good option for a smaller class.*

## Suggested Discussion

When Jesus rode on a donkey into Jerusalem, people took off their cloaks and laid them on the road before he came. They also cut tree branches and laid them on the road. This covered the dirt and made a special path for Jesus to ride on into the city. This was how people welcomed kings! Even though people welcomed Jesus when he first came, he knew that he would be put to death. But he came anyway because he loved us so much.

Name \_\_\_\_\_

# Hosanna!



Name \_\_\_\_\_

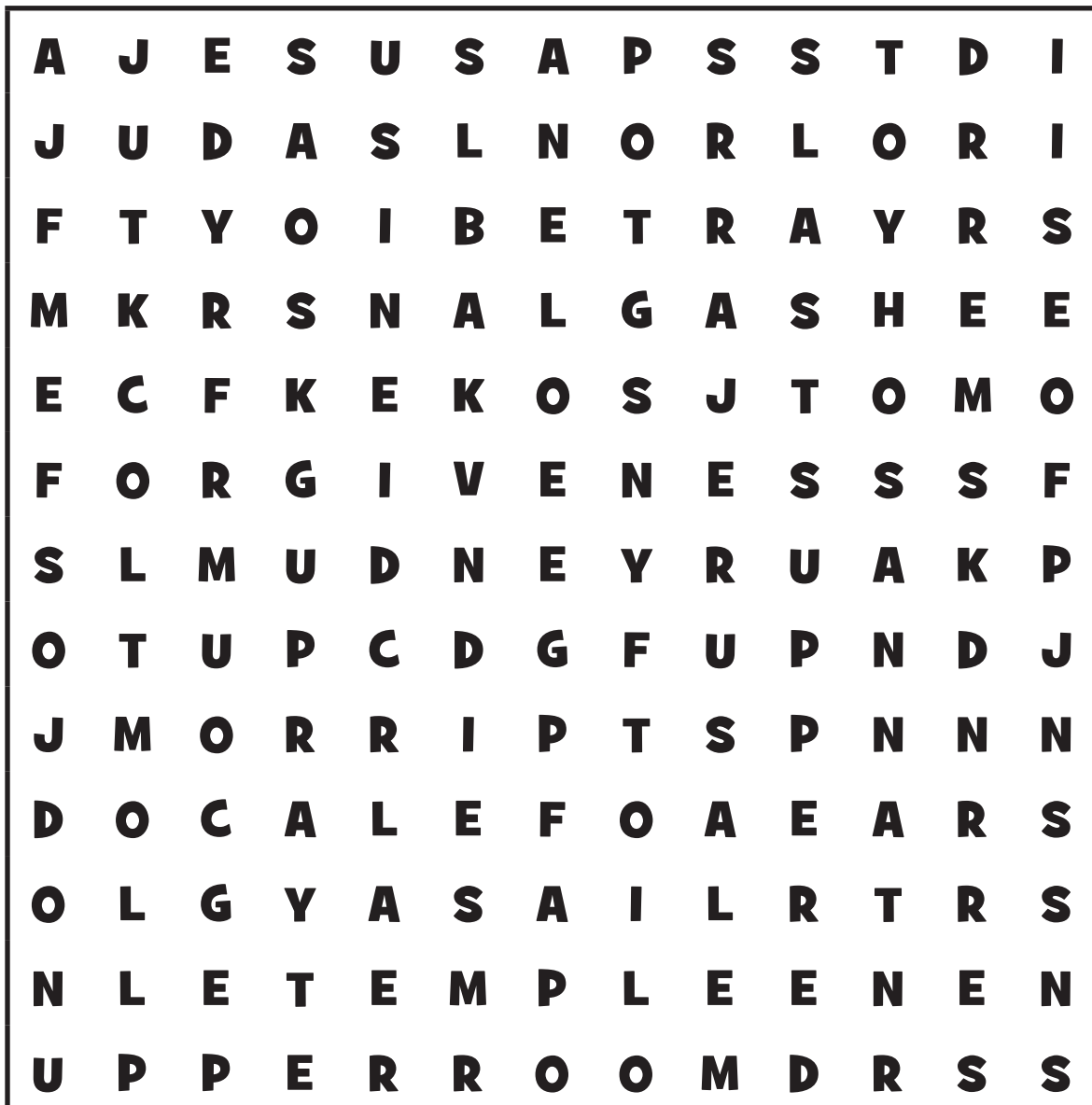
# Word Search

BETRAY  
CROSS  
CRUCIFIED  
DONKEY

FORGIVENESS  
GARDEN  
HOSANNA  
JERUSALEM

JESUS  
JUDAS  
KING  
LAST SUPPER

PRAY  
SIN  
TEMPLE  
UPPER ROOM



# Word Search Answer Key

BETRAY	FORGIVENESS	JESUS	PRAY
CROSS	GARDEN	JUDAS	SIN
CRUCIFIED	HOSANNA	KING	TEMPLE
DONKEY	JERUSALEM	LAST SUPPER	UPPER ROOM

