


Treasure Hunt Game

Materials

- ☐ Game board pieces (following pages)
- ☐ Number cards (following pages) printed on card stock
- ☐ Large construction paper or two small sheets taped together for each student
- ☐ Crayons, colored pencils, or markers
- ☐ Glue
- ☐ Scissors



Instructions

Print one set of game board pieces and two sets of number cards (on card stock) for each student. Pass out one piece of large construction paper (or two small pieces taped together) to each student for their game board. Have students color the game pieces they want to use, cut each piece out, and glue them onto the construction paper to design their own game path (be sure each game board starts with the Bible and finishes with the treasure chest). Remind students that they can cut some paths apart to make smaller paths or to turn the curves in different directions. Next, color and add decorations. Have students cut out their number cards.

To play, use one jewel-shaped marker for each player. Place markers at the start of the game board and take turns drawing number cards one at a time to move along the path according to the number shown on the card. Follow any directions on the spaces. The first player to reach the finish wins.

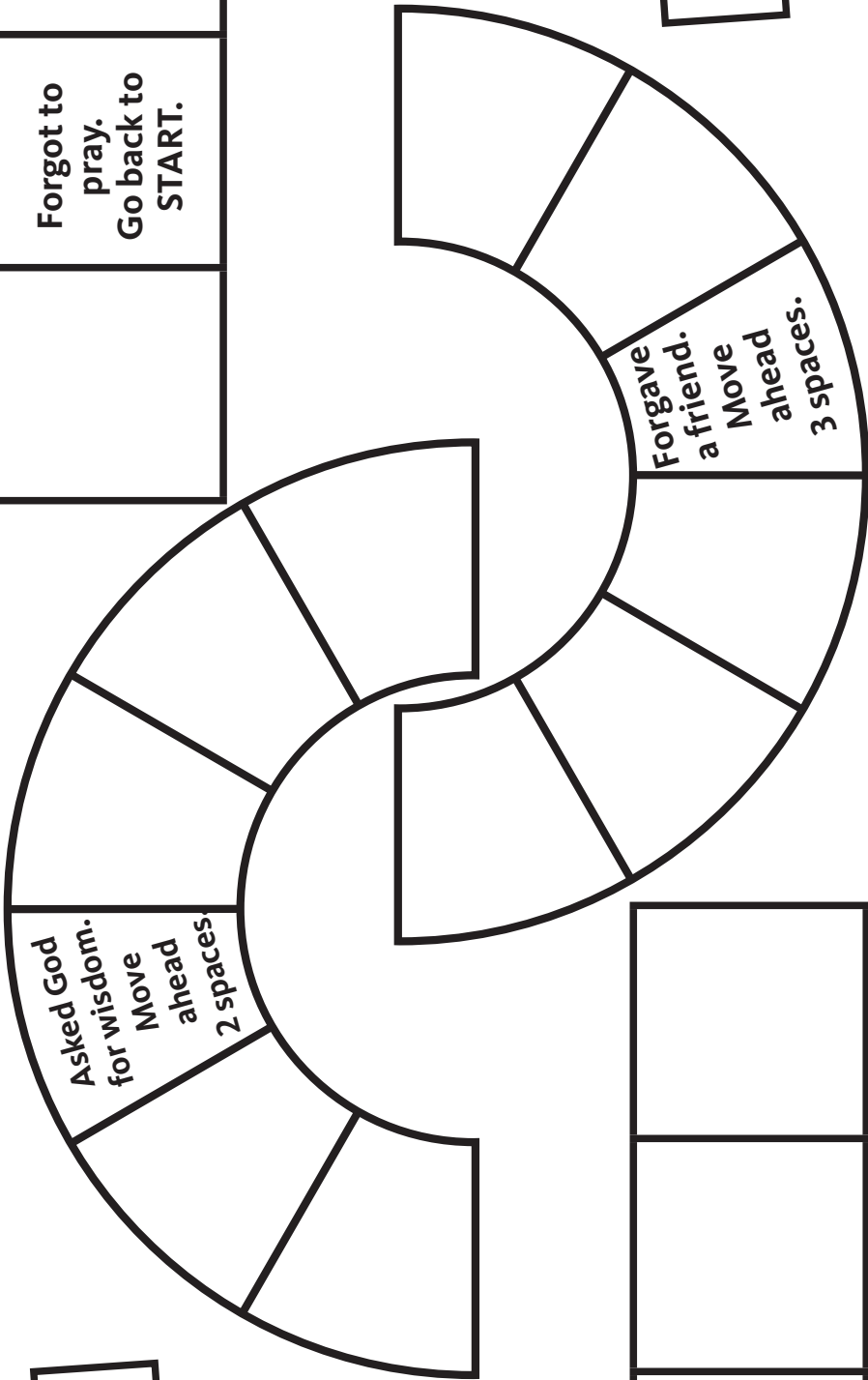
Suggested Discussion

You can take your game home and play it with your family. As you play, think about what it means to search for wisdom from God's Word. True wisdom comes from God, it's right there for us to use, but we will have to look for it, read it, and sometimes ask someone to help us understand it so we can use it in our lives.

			Spoke kind words. Move ahead 2 spaces.		

					Forgot to read your Bible. Lose a turn.

	Forgot to pray. Go back to START.	


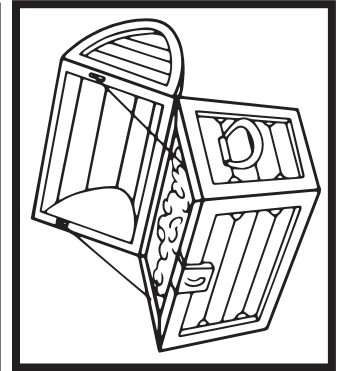
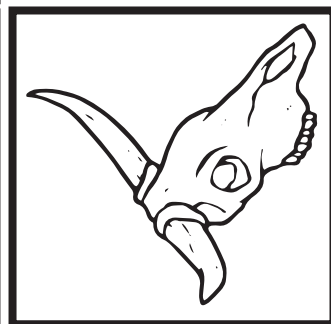



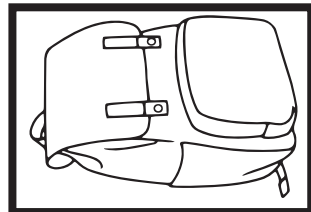

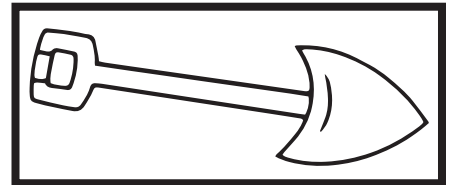
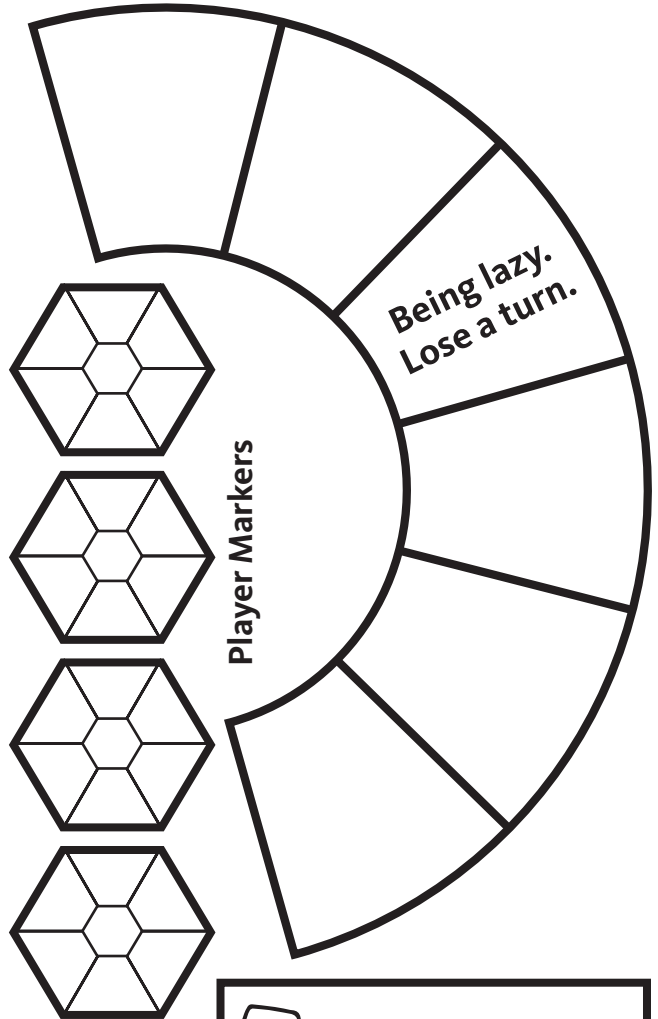


FEAR OF THE LORD

PATH OF WISDOM

Gossiping about the new kid. Go back 2 spaces.		

Obeyed your mom. Take an extra turn.	So proud you got this far. Go back 3 spaces.	Listened to your dad. Move ahead 3 spaces.



1

2

3

4

1

2

3

4

1

2

3

4

1

2

3

4

Print and cut out two sets of number cards for each student.