

Face Game

Materials

- ☐ Face Pictures (following pages)
- ☐ Optional: prizes/treats for the winner(s)

Instructions


Print one set of Face Pictures. Divide the class into teams (e.g., boys vs. girls) or have them compete individually. Explain that you'll show a face picture and students will be guessing the word that best describes the expression (e.g., happy, sad, silly).

Show pictures one at a time. The first student/team to stand/raise their hand may answer. Award a point for correct answers based on the answer key below. You may choose to accept answers that are close to the answer key (e.g., mad=angry). For incorrect answers, allow another student/team to answer until the correct word is given. Continue through all the pictures. Total scores at the end to declare a winner. Award prizes/treats if you brought them.

Answer Key



Angry



Cool/Content



Happy



Embarrassed




Worried




Sad



In Love



Disappointed/Jealous



Silly



Surprised



