

# Moses Beanbag Toss

## Materials

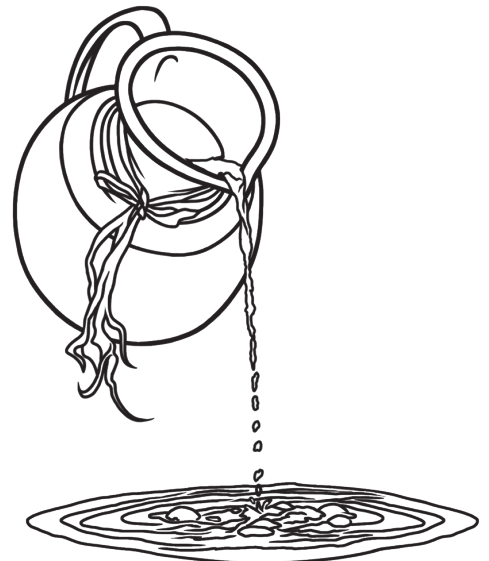

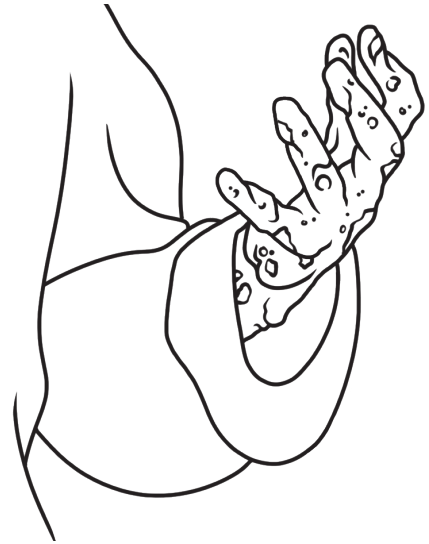


- ☐ One beanbag
- ☐ Lesson pictures (following pages)
- ☐ Masking tape

## Instructions

*Print and cut out two sets of the lesson pictures and lay them out on the floor with some space between. Mark a tossing line with tape for the students to stand behind and take turns tossing the beanbag. When the beanbag lands on a picture, ask the student to tell about that picture and what happened in the lesson.*

## Suggested Discussion

A lot happened to Moses when he was talking with God at the burning bush. God had a task for Moses to do, but Moses was afraid his people, the Israelites, wouldn't believe that God really spoke to him. God gave Moses some special signs to show to the Israelites, and when they saw those signs they believed and worshipped God.



Print and cut two sets.