

# Hezekiah Cube

## Materials

- ☐ One cube pattern for each student (next page)
- ☐ Scissors
- ☐ Clear tape or glue sticks
- ☐ Crayons or markers
- ☐ Bibles

## Instructions

*Print one cube pattern for each student. Pass out the patterns and Bibles to students who don't have one. Read the directions at the top of the pattern sheet and have students make their cubes.*

*Divide students into small groups of 2–4. Explain that each group will play a game to find events of Hezekiah's life in two other books of the Bible—2 Chronicles and Isaiah. Refer to the Books of the Bible Poster to help students find these two books before beginning the game.*

*Point out that the pictures and passages on the cube are numbered and that the students must roll and read the passages in order. They can only begin reading the first passage when someone rolls #1. Then they will take turns rolling again until someone rolls a #2. Each time the correct number is rolled, that person may read the passage then explain what the picture on the cube has to do with the passage they read. (For example, after reading #1 with a picture of a pair of eyes on it, the student might say, "Hezekiah became king of Judah and did what was right in the eyes of the Lord.")*

*If no one has rolled the correct number after 5 rolls, the group may proceed by choosing someone to read the next passage. Play until all groups (or most of the groups) have finished.*


*Option: Make the game a competition. The group that finishes first, wins.*

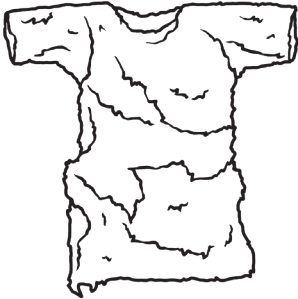
*Option for one group: Let all students roll their cubes at the same time until someone rolls the correct number. Let that student read the passage and summarize it.*


## Suggested Discussion


Did you notice that the passages listed on the cube told the same events that we read in 2 Kings? The Bible includes many important accounts more than once. For example, the Gospels—Matthew, Mark, Luke, and John—all tell about Jesus' life, death, and resurrection. Since God spoke to several men as they wrote, we can see the same events from different points of view. We can also learn different details from each account. These matching events told by separate writers all back each other up, helping to show that the Bible is true!


The account of Hezekiah, Sennacherib, and Isaiah is found in 2 Kings, 2 Chronicles, and Isaiah. Refer to the Books of the Bible Poster. Two of the books are books of history, and Isaiah is a book of prophecy. All three tell about the real events that happened during King Hezekiah's reign.


3  
Isaiah 37:6-7  


2  
Isaiah 37:1-2  


6  
2 Chronicles 32:21  


4  
Isaiah 37:14-16 & 20  


5  
Isaiah 37:33-35  


1  
2 Chronicles 29:1-2  


Cut out the cube pattern on the solid lines. Color the pictures then fold along dotted lines to form a cube. Fold the tabs down along the dotted lines then tape or glue each one to the side that has the picture of eyes on it.