

The Exchange 

FAITH FEAR & VACCINES

A CHRISTIAN INTROSPECTION
& TRUE INFORMED CONSENT

Presented By:

Maija C. Hahn, CCC-SLP



TUESDAY, APRIL 9, AT 7:00 PM
CALVARY CHAPEL SURFSIDE EXCHANGE
SATELLITE BEACH





This presentation is not to be construed as medical advise.

Please speak to your trusted medical provider before making decisions for yourself and your family.

It is okay and your right to ask for information, including risks, ingredients, and pre- & post market safety testing and surveillance, before consenting to a pharmaceutical product and/or medical intervention

¹⁴This is why it is said:

“Wake up,
sleeper, rise from
the dead, and
Christ will shine
on you.”

Ephesians 5:14

⁸Live as children of light
⁹(for the fruit of the light
consists in all goodness,
righteousness and truth)
¹⁰ and find out what pleases
the Lord. ¹¹Have nothing to
do with the fruitless deeds
of darkness, but rather
expose them.

Ephesians 5:8-11

Our Body Is His Temple

Created in His likeness

Ask yourself 5 key questions:

Why do I participate in the practice of vaccinating?

Who am I trusting my God-created temple to?

Does God endorse my practice of using vaccinations?

Have I been blindly following a cultural practice that could be harming this gift my Creator gave me; My body, my child's body?

And the hardest question. . .

Have I been unknowingly **participating in idolatry** and even **offering** myself and my children **to the anti-Christ?**

1 CORINTHIANS CHAPTER 6

¹⁹ What? know ye not that your body is the temple of the Holy Ghost *which is in you, which ye have of God, and ye are not your own?*

²⁰ For ye are bought with a price: therefore glorify God in your body, and in your spirit, which are God's.

In today's culture, who are our gods?

“Science”


- **Government Authority:** CDC, HHS, NIH, FDA, NIAID, WHO
- **Academia:** *Harvard, Yale, Johns Hopkins, NC Chapel Hill, etc.*

What is the Bible of these false gods?

- **Scientific Journals:** *Science, BMJ, JAMA, Nature, Lancet, etc.*

Who are the clergymen for these false gods?

- **Doctors, Legacy Media, Social Media, Celebrities**



CDC Vaccine Information:

www.CDC.gov

Adults



**Vaccine
Schedule**

Kids



**Vaccine
Schedule**

Ingredients



**USA
Vaccines**

Risk vs. Benefits

*What's worse;
The disease or the vaccine?*

Supreme Court rules vaccines are unavoidably unsafe

Staff Writer The Hutchinson News

Published 12:01 a.m. CT Sept. 22, 2016 | Updated 7:15 p.m. CT Sept. 22, 2016

[View Comments](#)



The article by Ariana Cha exemplified what pharmaceutical companies love to parade. Basically, be afraid of measles, mumps and chicken pox, but vaccines are totally safe. Don't trust the "fraudulent" Andrew Wakefield.

The Supreme Court has ruled vaccines are "unavoidably unsafe." Vaccines contain mercury, formaldehyde, aluminum, polysorbate 80, cell lines from aborted fetuses, tissue from hamsters, dog kidneys, monkeys, peanut oil adjuvants and much more. Would you put this in your child's orange juice? No! Allowing hazardous material injections into their children's bloodstreams has caused untold grief for tens of thousands of parents.

The logo features the text "COVID-19" in a large, bold, black sans-serif font. The text is underlined with a thick black horizontal line. Below the underline, the text "SARS-CoV-2" is written in a smaller, italicized black font. The logo is decorated with several blue, stylized virus particles of varying sizes, each with a central sphere and radiating spikes, positioned around the text.

COVID-19

SARS-CoV-2

Mortality Rate: $\leq 0.04\%$


***Treatments:**

Ivermectin, HCQ, Zinc, Vitamin D, C

(Hospital: Above + High Flow Oxygen, High Intravenous Steroid, Antibiotics)

See FLCCC.net for treatment information

How it feels trying to warn people about the true nature of government



1,630,913 Reports Through February 23, 2024

81,540 of these injury reports are of are children

source: OpenVAERS.com

37,231

DEATHS

214,906

HOSPITALIZATIONS

154,245

URGENT CARE

242,537

DOCTOR OFFICE VISITS

10,767

ANAPHYLAXIS

17,688

BELL'S PALSY

5,115

Miscarriages

21,524

Heart Attacks

28,214

Myocarditis/
Pericarditis

69,936

Permanently
Disabled

9,147

Thrombocytopenia/
Low Platelet

39,544

Life Threatening

46,744

Severe Allergic
Reaction

16,068

Shingles

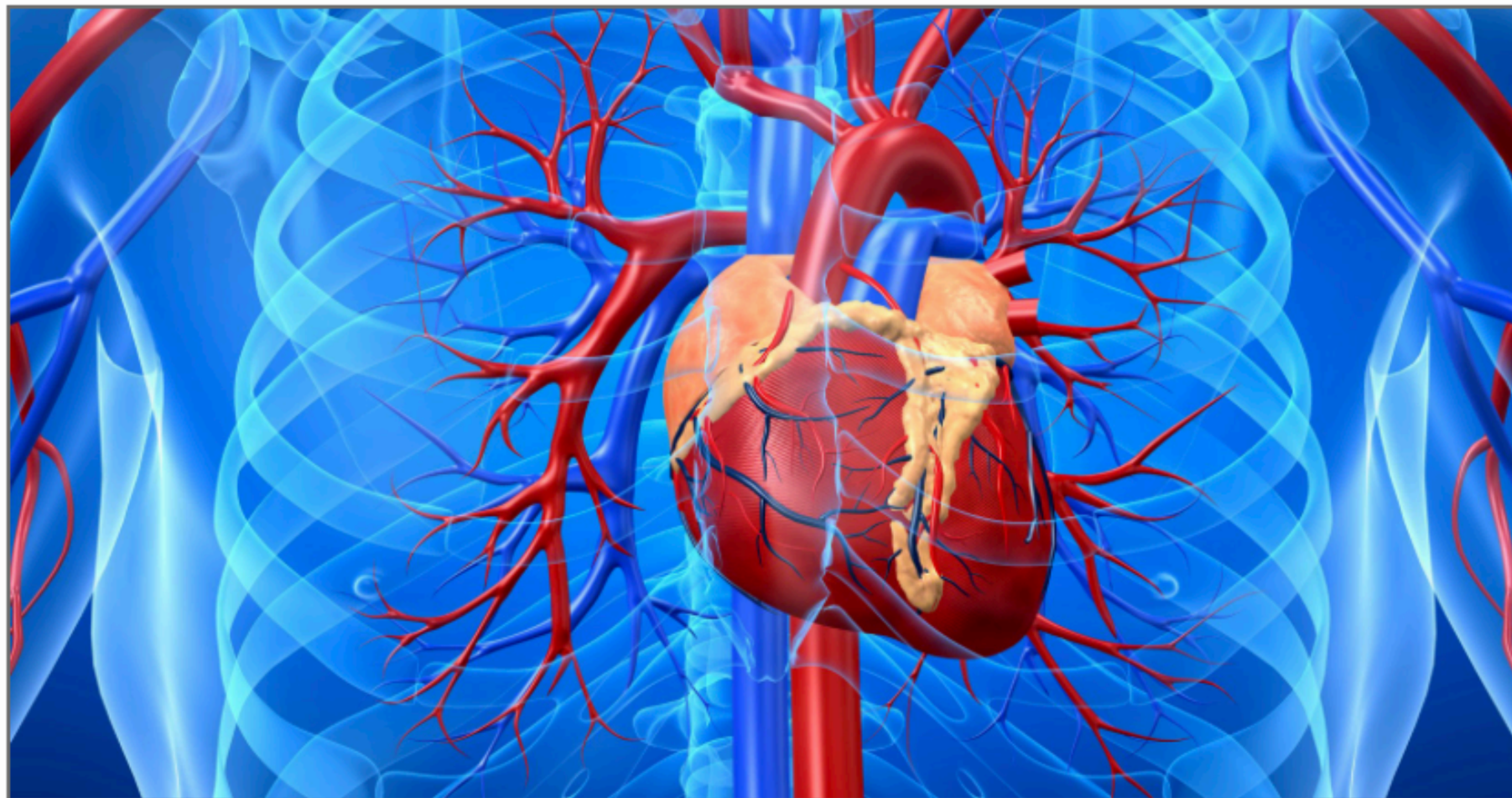
Source: openvaers.com

02/16/21 • COVID • BIG PHARMA • VIEWS

What VAERS Data Reveal About Cardiac-Related Reactions to COVID Vaccines

As of Feb. 4, 1,171 cases of cardiac-related reactions were reported to VAERS, including 134 cases where the patient died — or 21% of the total COVID vaccine deaths reported to VAERS.

By **Children's Health Defense Team**



Miss a day, miss a lot. Subscribe to The Defender's Top News of the Day. It's free.

We are exactly two months into the [COVID 19 vaccine](#) rollout, which began on Dec. 14, 2020. Each Friday [The Defender](#) reports on the [latest vaccine reaction](#) numbers from the Vaccine Adverse Event Reporting System (VAERS) database.

As of Feb. 4, [12,697 reactions](#), including 653 deaths, had been reported to the system, out of [35 million doses](#) of vaccines administered.

Myocarditis Reports VAERS: 28,214

AGE	CASES
0.5-5	2
5-12	57
12-25	3,940
25-51	5,762
51-66	2,028
66-81	970
81-121	203
Unknown	15,050
All Ages	28,214

Modified messenger-RNA components alter the encoded protein

Modified components of messenger RNA can cause the protein-production machinery to stall during the process of translation. This might change the protein being made, a finding with implications for vaccines or therapies.

By [Nicholas J. Tursi](#) & [David B. Weiner](#) ✉



<https://www.nature.com/articles/d41586-023-03787-9>

Article | [Open access](#) | Published: 06 December 2023

*N*¹-methylpseudouridylation of mRNA causes +1 ribosomal frameshifting

[Thomas E. Mulrone](#), [Tuija Pöyry](#), [Juan Carlos Yam-Puc](#), [Maria Rust](#), [Robert F. Harvey](#), [Lajos Kalmar](#), [Emily Horner](#), [Lucy Booth](#), [Alexander P. Ferreira](#), [Mark Stoneley](#), [Ritwick Sawarkar](#), [Alexander J. Mentzer](#), [Kathryn S. Lilley](#), [C. Mark Smales](#), [Tobias von der Haar](#), [Lance Turtle](#), [Susanna Dunachie](#), [Paul Klenerman](#), [James E. D. Thaventhiran](#) ✉ & [Anne E. Willis](#) ✉

Nature **625**, 189–194 (2024) | [Cite this article](#)

326k Accesses | **13** Citations | **6975** Altmetric | [Metrics](#)

Abstract

In vitro-transcribed (IVT) mRNAs are modalities that can combat human disease, exemplified by their use as vaccines for severe acute respiratory syndrome coronavirus 2 (SARS-CoV-2). IVT mRNAs are transfected into target cells, where they are translated into recombinant protein, and the biological activity or immunogenicity of the encoded protein exerts an intended therapeutic effect^{1,2}. Modified ribonucleotides are commonly incorporated into therapeutic IVT mRNAs to decrease their innate immunogenicity^{3,4,5}, but their effects on mRNA translation fidelity have not been fully explored. Here we demonstrate that

COVID-19

Inconsistent and invalid data on incidence and mortality. Last CDC data monitoring by was April

2023: Mortality: .04%

VACCINE:

1,630,913 reports of SIGNIFICANT vaccine injury have been filed to VAERS

(81,540 of these reports are children)

COVID-19 vaccination increases the risk of hematologic abnormalities.

Cancer Deaths

2020: 1.7%

2021: 5.6%

2022: 7.9%

“The increase in excess mortality in both 2021 (Z-score of 11.8) and 2022 (Z-score of 16.5) are highly statistically significant (extreme events).”

Cancer Deaths Increase in 15yr-44yr olds:

2020: 3.3 %

2021: 7.9%

2022: 9.8%

The results indicate that from 2021 onwards, a novel phenomenon leading to increased neoplasm deaths appears to be present in individuals aged 15 to 44 in the US.

The background features a light teal grid pattern overlaid on a white background. Several pink, spherical virus particles with protruding spikes are scattered across the scene, with one large, detailed particle centered behind the text.

**Pull the
COVID-19 mRNA Vaccines
from the market!!**



A cartoon character of a measles virus, depicted as a round, spiky head with large, wide eyes and a small smile. It is positioned above the word 'Measles' in the title.

Measles

Mortality Rate: 0.00002% in
1961

Treatable with Vitamin A

Source: www.cdc.gov, www.ncbi.nlm.nih.gov/pmc/articles/PMC1522578/, (see appendix)

Eliminating measles has demonstrably and measurably increased certain **cancer** rates, the risk of **heart disease**, and other **serious medical conditions**

Those who never had measles had a

- 66% increased rate of Non-Hodgkin Lymphoma
 - 233% increased rate of Hodgkin's Lymphoma
 - 50% increased rate of ovarian cancer
- Killed 20,960 Americans (2018)**
- Killed 14,70 Americans (2018)**

Japan tracked 100,000 citizens and found that having measles and mumps “*associated with lower risks of mortality from heart disease.*”

→ Heart Disease Kills 655,000 Americans (annually)

*Additionally, studies reflect that children who have had measles **have far fewer allergies and atopic diseases, such as asthma,** and adults who had measles have **a reduced risk of Parkinson's Disease.***

Canadian Health Dept Study on MMR:

Following MMR Vaccine:

271,495 Children ER Visits and hospitalizations

“[t]here was a significantly elevated risk of primary emergency room visits approximately 1-2 weeks following 12- 18- month Vaccination”.

This amounts to 1 in every 158 children vaccinated.

Clinical Safety Trials:

834 Children

NO PLACEBO CONTROL

42 Days Observation Only

63% Gastrointestinal illness

42% Upper Respiratory Illness

Package Insert:

Deafness

Long-term seizures

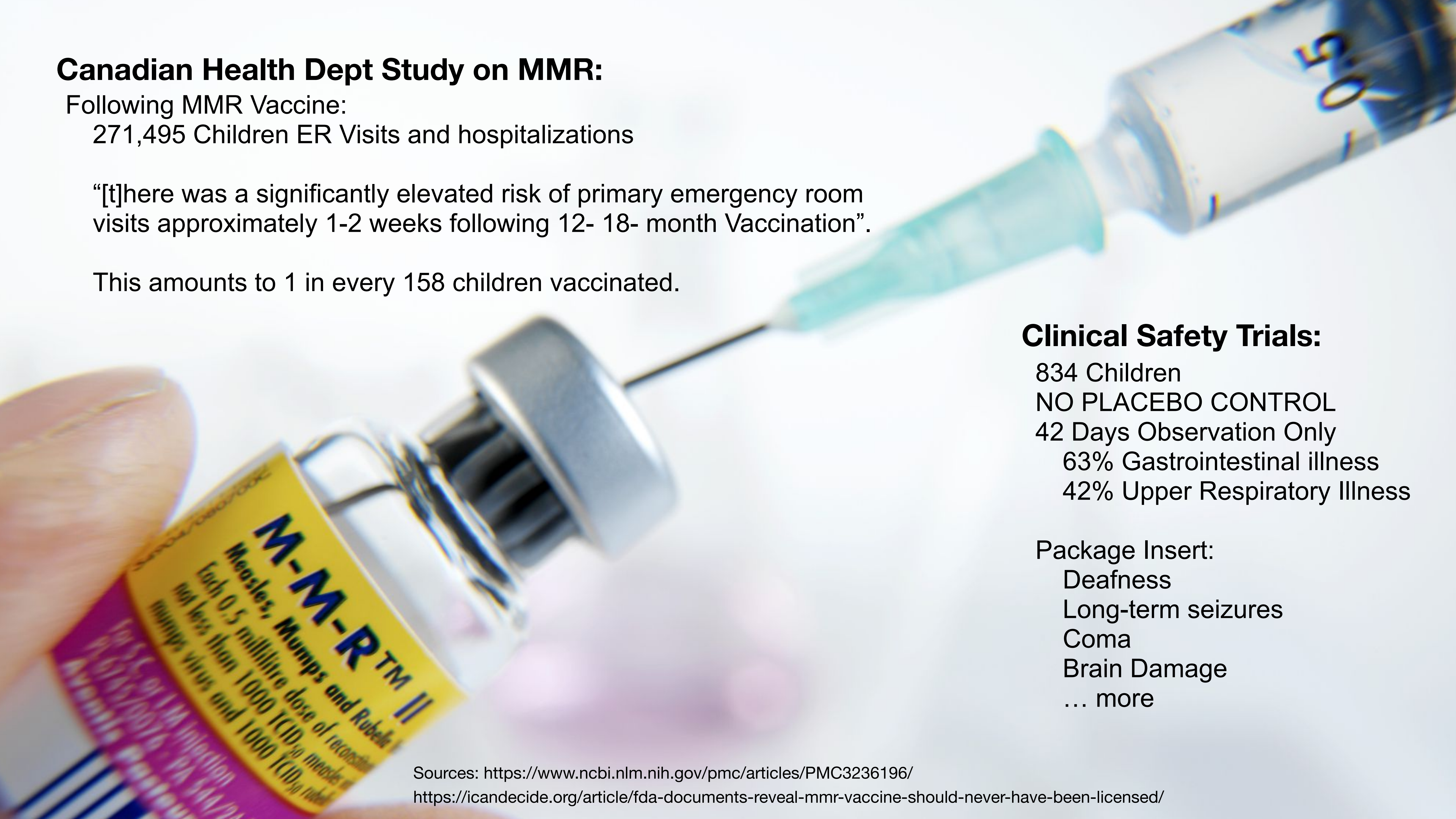
Coma

Brain Damage

... more

Sources: <https://www.ncbi.nlm.nih.gov/pmc/articles/PMC3236196/>

<https://icandecide.org/article/fda-documents-reveal-mmr-vaccine-should-never-have-been-licensed/>



Waning Immunity in Vaccinated Populations

> [Pediatr Infect Dis J. 1994 Jan;13\(1\):34-8.](#)

Measles vaccine failures: lack of sustained measles-specific immunoglobulin G responses in revaccinated adolescents and young adults

M L Cohn ¹, E D Robinson, M Faerber, D Thomas, S Geyer, S Peters, M Martin, A Martin, D Sobel, R Jones, et al.

Affiliations [+](#) expand

PMID: 8170730

Abstract

The measles-specific antibody responses of seronegative adolescents and young adults were evaluated after revaccination. Of 1650 previously vaccinated healthy volunteers between the ages of 10 and 30 years, 4.4% were found to be seronegative for measles antibodies and 9.9% had equivocal titers. Seronegative volunteers were revaccinated to measles and followed serially for development of measles-specific IgG. Of 43 subjects followed for at least 1 year, only 58% developed and maintained positive antibody titers; 12% never developed positive titers and 30% initially developed titers that fell below positive levels within 1 year. The peak titers achieved by those subjects who responded transiently were lower than those achieved by subjects who developed sustained responses. Thus even after the recommended two dose schedule of the current measles vaccine, some adolescents and young adults lack protective titers of measles-specific antibody.

OXFORD ACADEMIC Journals Books

The Journal of Infectious Diseases

Issues More Content [Publish](#) [Purchase](#) [Advertise](#) [About](#)

The Journal of Infectious Diseases

JOURNAL ARTICLE

Measles Virus Neutralizing Antibodies in Intravenous Immunoglobulins: Is an Increase by Revaccination of Plasma Donors Possible? FREE

Jens Modrof, Björn Tille, Maria R Farcet, John McVey, Jessica A Schreiner, Charles M Borders, Maria Gudino, Peter Fitzgerald, Toby L Simon, Thomas R Kreil [✉](#)

The Journal of Infectious Diseases, Volume 216, Issue 8, 15 October 2017, Pages 977-980, <https://doi.org/10.1093/infdis/jix428>

Published: 18 August 2017 [Article history](#)

[PDF](#) [Split View](#) [Cite](#) [Permissions](#) [Share](#)

Abstract

We report a screen of plasma donors confirming that widespread use of childhood measles vaccination since 1963 resulted in a decrease in average measles virus antibody titers among plasma donors, which is reflected in intravenous immunoglobulins (IVIGs). The measles virus antibody titer, however, is a potency requirement for IVIGs, as defined in a Food and Drug Administration regulation. To mitigate the decline in measles virus antibody titers in IVIGs and to ensure consistent product release, revaccination of plasma donors was investigated as a means to boost titers. However, revaccination-induced titer increases were only about 2-fold and short-lived.

[Next >](#)

Incidence: 37.5 in 331million, which equates to 0.00001133%

Tetanus

1 in 10 million!!

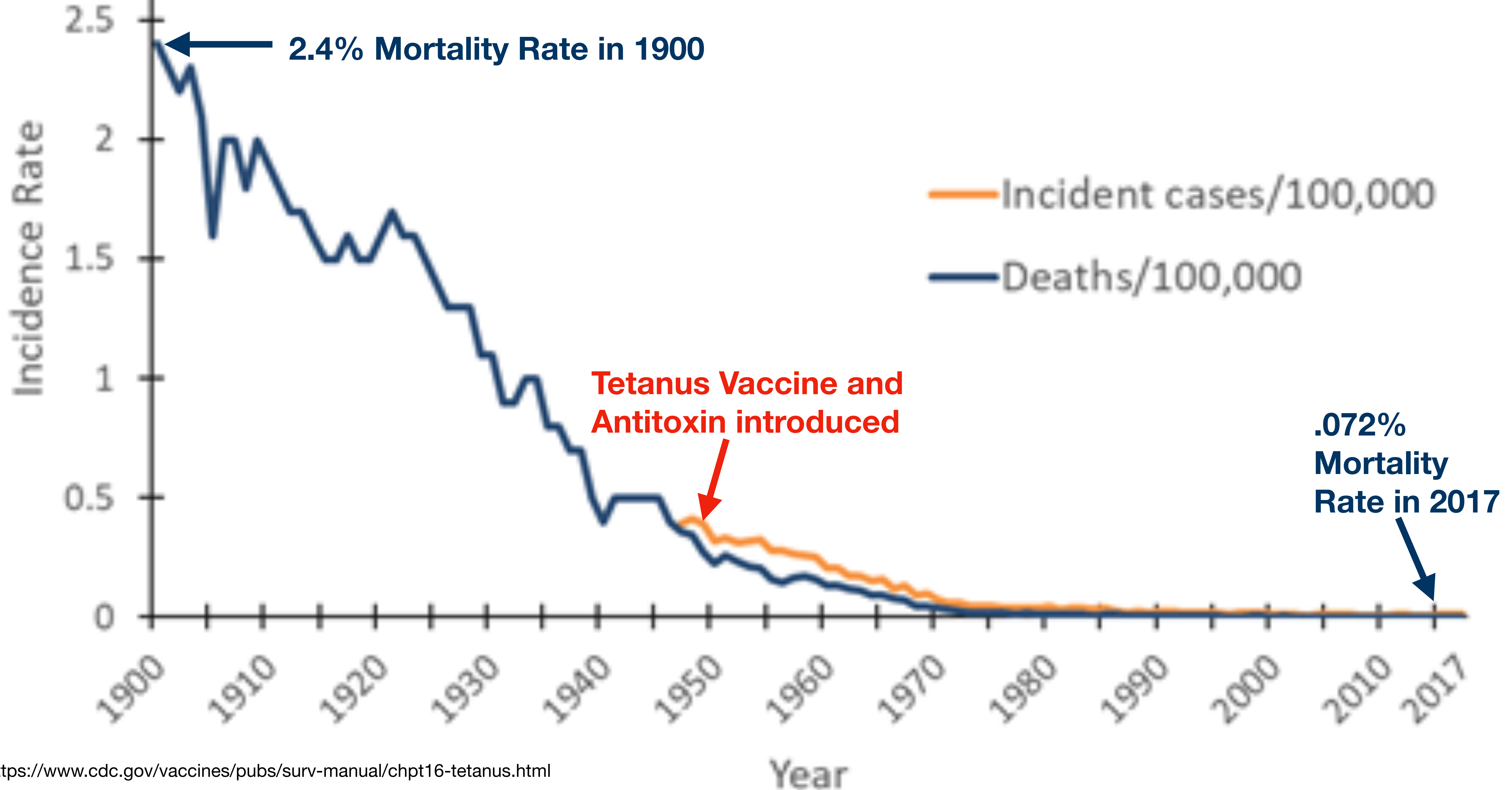



Mortality Rate:

0.072% Mortality if infected

Treatable with Antitoxin Immune-Globulin.

Tetanus





Pertussis

Whooping Cough

Mortality Rate: **0.053%** (3 deaths 2023 USA)

2023 Incidence: 0.0076% (5,611 per 74million US children)

CDC-Recommended Treatments:

Antibiotics

(Early Administration)

Sources: https://www.cdc.gov/pertussis/downloads/pertuss-surv-report-2023_PROVISIONAL.pdf
<https://www.ncbi.nlm.nih.gov/pmc/articles/PMC4482312/>, <http://www.pnas.org/content/111/2/787>

A fear and guilt campaign based on LIES.

Tdap prevents SYMPTOMS of Whooping Cough, not the disease.

Tdap protects ONLY the person who received the vaccine NOT those around them.

Grandma becomes a potentially SILENT CARRIER.

If grandma did not receive the **Tdap**, she would know if she were carrying Pertussis as she would have symptoms (coughing). And thus she would know to stay away from grand-baby.



GRANDMA, WHAT A BIG WHOOPING COUGH YOU HAVE.

Understand the danger your grandchild faces from whooping cough. It's a highly contagious disease that can be especially serious—even fatal—for infants. Unfortunately, many people who spread it may not know they have it. If you have a new grandchild or one on the way, talk to your doctor or pharmacist about ways you can help protect yourself and your family from whooping cough, including getting vaccinated.

The Centers for Disease Control and Prevention (CDC) recommends everyone, including those around babies, make sure their whooping cough vaccination is up to date.

Ask your doctor or pharmacist if a whooping cough vaccination is right for you and your family.



©2015 GSK group of companies.
All rights reserved. Printed in USA. 32200790 March 2015

Visit BigBadCough.com/print to learn more.

Evidence of Diphtheria Tetanus Pertussis Vaccination and SIDS

NeuroApnea Suspected in SIDS

Toxicology Reports 8 (2021) 1324–1335



Vaccines and sudden infant death: An analysis of the VAERS database 1990–2019 and review of the medical literature

Neil Z. Miller

Institute of Medical and Scientific Inquiry, Santa Fe, New Mexico, 87506, USA



ARTICLE INFO

Handling Editor Dr. Aristidis Tsatsakis

Keywords:

SIDS
VAERS
Infant mortality
Vaccine
Immunization
Adverse event
Synergistic toxicity

ABSTRACT

Although there is considerable evidence that a subset of infants has an increased risk of sudden death after receiving vaccines, health authorities eliminated "prophylactic vaccination" as an official cause of death, so medical examiners are compelled to misclassify and conceal vaccine-related fatalities under alternate cause-of-death classifications. In this paper, the Vaccine Adverse Event Reporting System (VAERS) database was analyzed to ascertain the onset interval of infant deaths post-vaccination. Of 2605 infant deaths reported to VAERS from 1990 through 2019, 58 % clustered within 3 days post-vaccination and 78.3 % occurred within 7 days post-vaccination, confirming that infant deaths tend to occur in temporal proximity to vaccine administration. The excess of deaths during these early post-vaccination periods was statistically significant ($p < 0.00001$). A review of the medical literature substantiates a link between vaccines and sudden unexplained infant deaths. Several theories regarding the pathogenic mechanism behind these fatal events have been proposed, including the role of inflammatory cytokines as neuromodulators in the infant medulla preceding an abnormal response to the accumulation of carbon dioxide; fatal disorganization of respiratory control induced by adjuvants that cross the blood-brain barrier; and biochemical or synergistic toxicity due to multiple vaccines administered concurrently. While the findings in this paper are not proof of an association between infant vaccines and infant deaths, they are highly suggestive of a causal relationship.

1. Introduction

1.1. International classification of diseases

There are 130 official ways for an infant to die. These official categories of death, sanctioned by the World Health Organization (WHO) and Centers for Disease Control and Prevention (CDC), are published in the *International Classification of Diseases (ICD)* [1–3]. When a baby dies, coroners must choose from among these 130 categories.

The official causes of death listed in the ICD include nearly every imaginable—and tragic—possibility. In fact, previous versions of the ICD listed "prophylactic inoculation and vaccination" as a separate cause-of-death category, with subcategories for deaths caused by spe-

permanently disabled or die after receiving vaccines—the very reason Congress passed the National Childhood Vaccine Injury Act of 1986 (Public Law 99-660), which created the Vaccine Adverse Event Reporting System (VAERS) and established the National Vaccine Injury Compensation Program (VICP).

Many parents don't realize that when they purchase vaccines, the cost is taxed and the money (75 cents per vaccine) goes into a trust fund managed by the Department of the Treasury to compensate them if and when those vaccines seriously injure or kill their babies. As of May 1, 2021, more than \$4.5 billion was granted for thousands of injuries and deaths associated with vaccines. Numerous cases are still pending. Awards were issued for permanent injuries such as learning disabilities, seizure disorders, mental retardation, paralysis, and numerous deaths.

1933: Madsen reported on two infants who received DPT immunizations against pertussis shortly after birth and died within 2 hours of their second shot at ages 4 and 11 days

1946: 10-month-old twins within died within 24 hours DTP

1979: Tennessee Department of Health reported 4 sudden and unexplained infant deaths (all died within 24 hours following their first DPT immunization).

1982: 70 Clusters of cases SIDS first 2-3 weeks following DTP

1985: 6 children, five of whom died within 48 hours of immunization DTP.

1986: 150 deaths, post-DTP immunization, which had been reported by 37 authors in 12 countries; approximately 50 percent of these deaths occurred within 24 hours, 75 percent within 72 hours, and 90 percent within 1 week following DTP administration

1987: 5-month-old twins died within 3 hours of DTP

1978-1990: 350 SIDS deaths following DTP

1990-2019: "58% clustered within 3 days post-vaccination and 78.3 % occurred within 7 days post-vaccination, confirming that infant deaths tend to occur in temporal proximity to vaccine administration".

<https://www.ncbi.nlm.nih.gov/pmc/articles/PMC8255173/>

<https://www.ncbi.nlm.nih.gov/books/NBK234368/>



Meningococcal

Incidence: 2021:

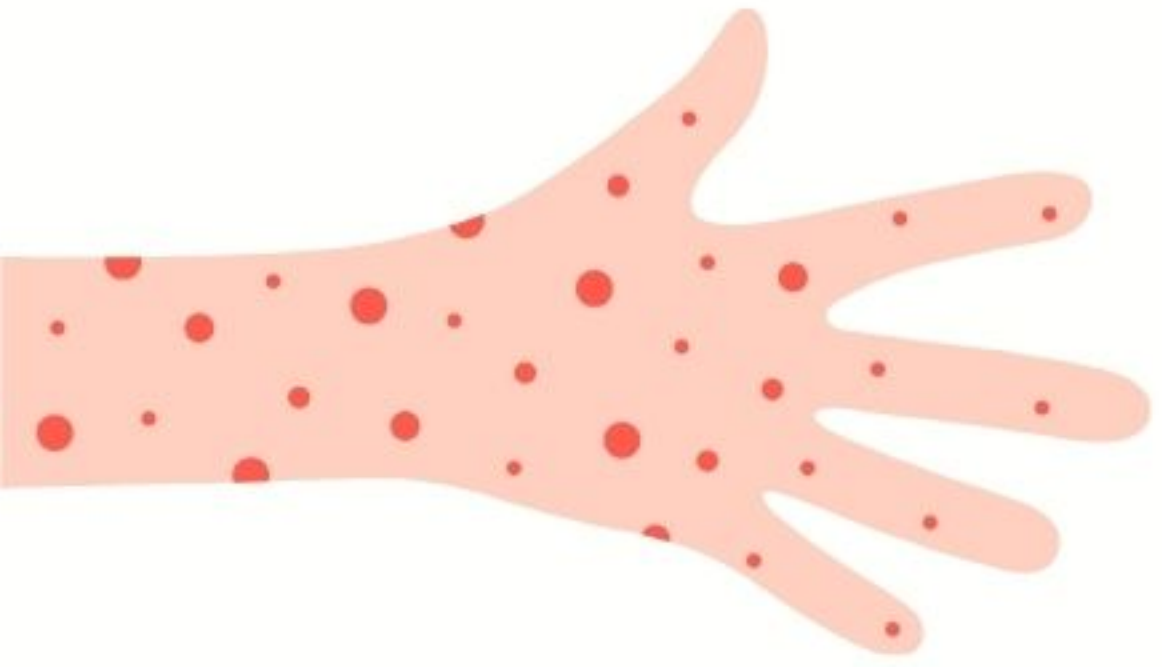
0.06% (209 cases)

14.34% Mortality

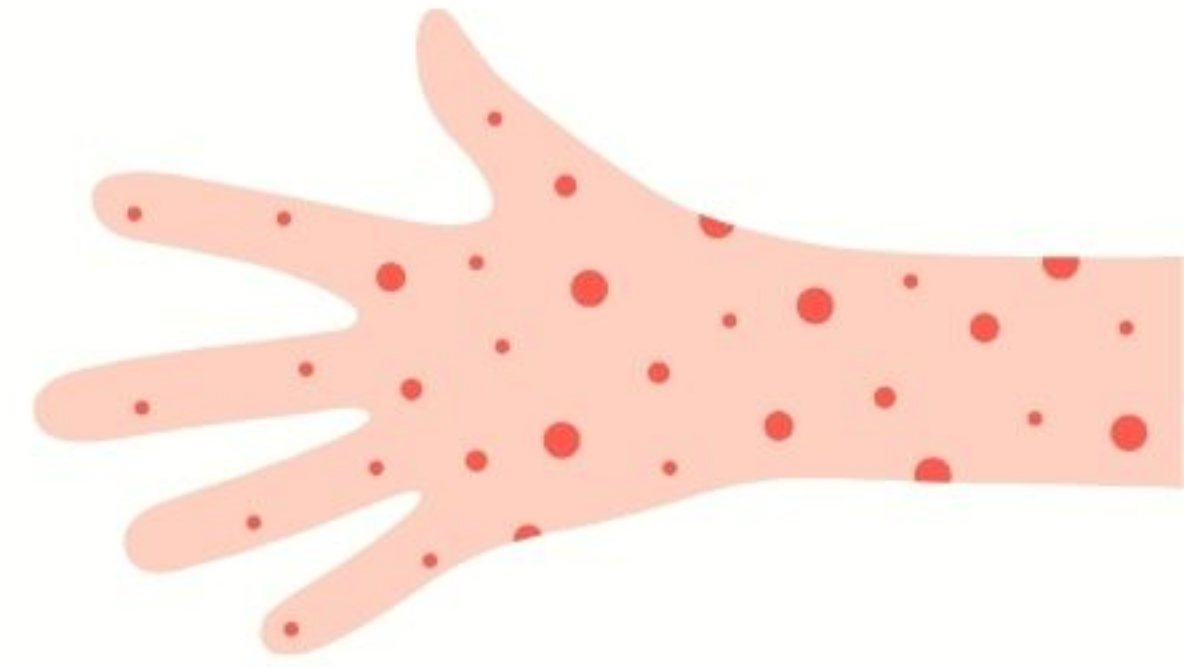
Rate **IF** contracted. (2021: 209 cases/30 deaths)

Prompt Treatment with Antibiotics

Sources: <https://www.cdc.gov/meningococcal/surveillance/index.html>



Varicella



Mortality Rate: .05 per 1,000, 000!

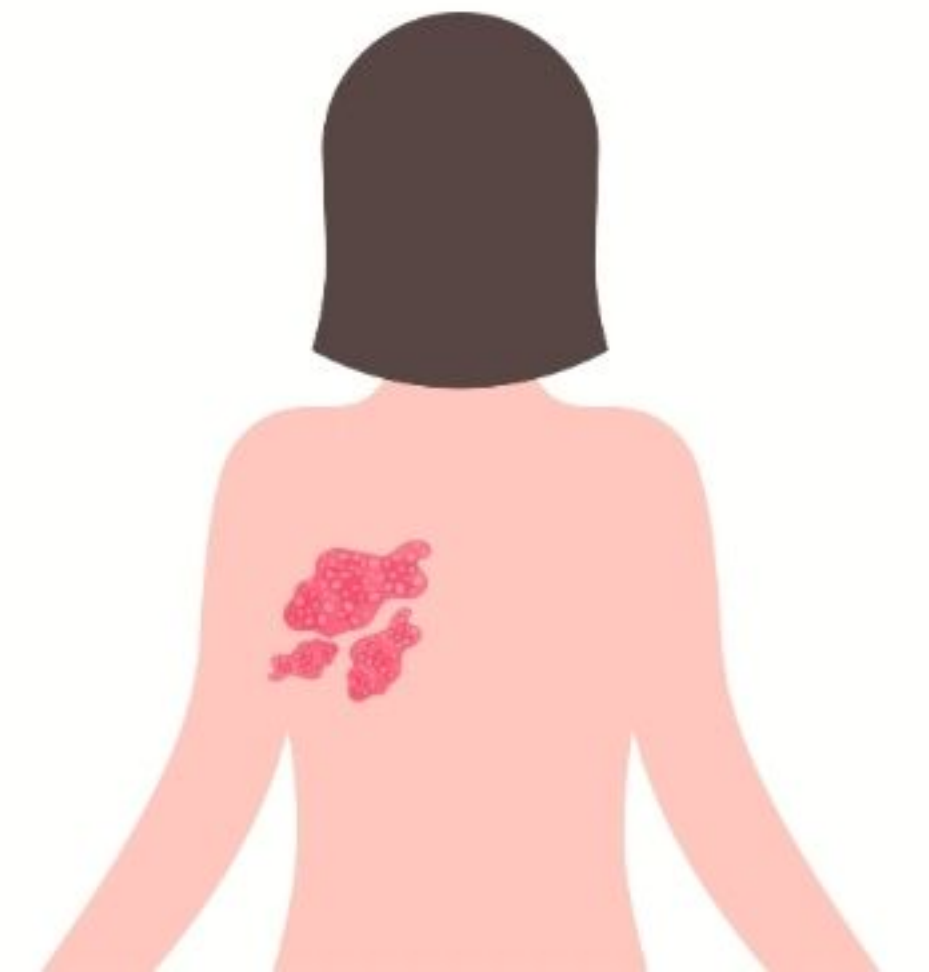
The vaccine (1996) decreased chickenpox incidence by 90% but increased Shingles from 0.0025% (1993) to 0.72% (2016)

33% chance of getting Shingles in our lifetime.

Treatments:

Chickenpox: Chicken soup

Shingles: Antiviral



Polio



Peak of the 1917 and 1950's outbreaks, the incidence of contracting Poliomyelitis: 1-2%

2023:

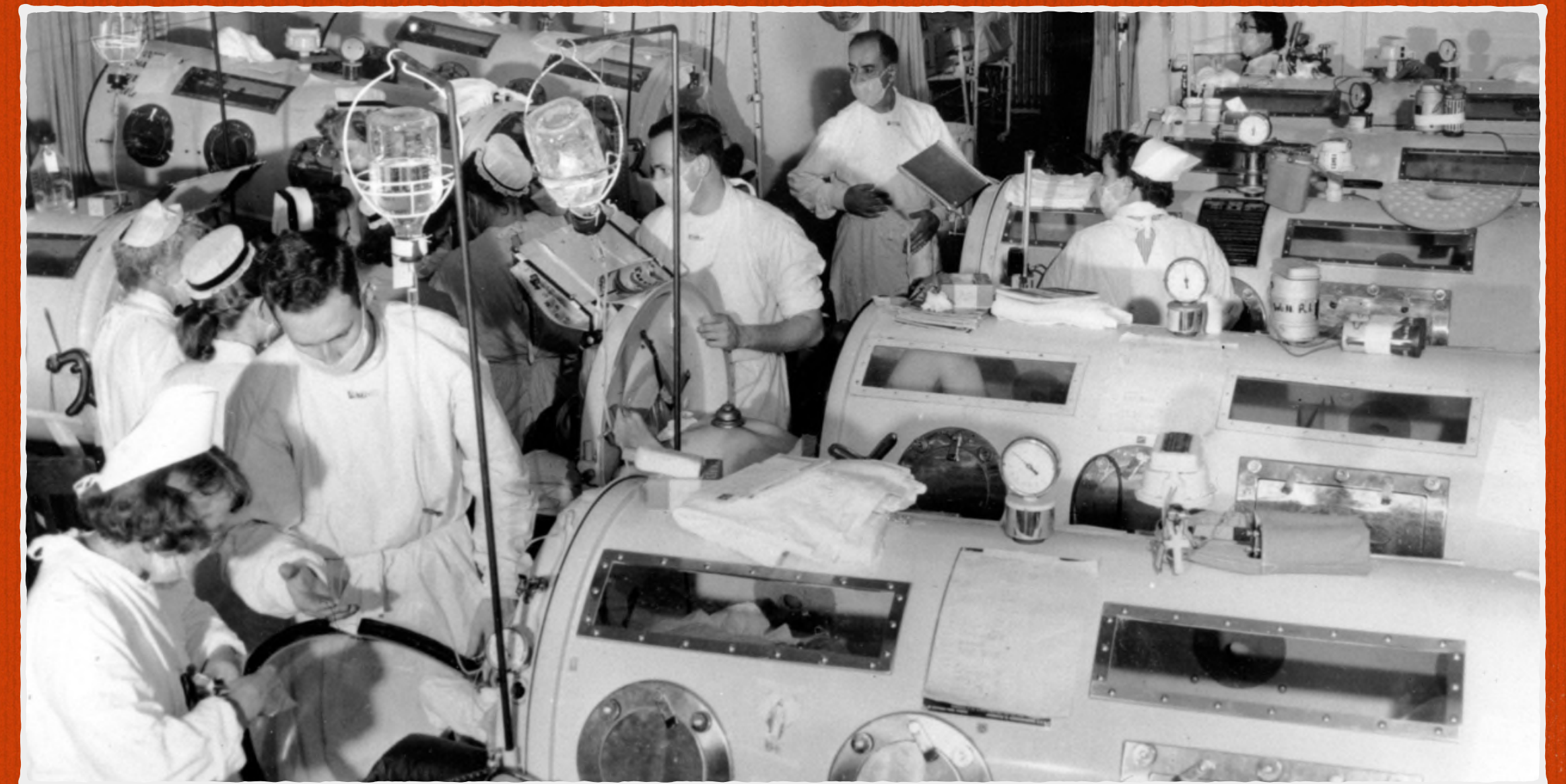
- 21 wild cases globally
- 665 cases of **VACCINE -DERIVED POLIO** cases globally.

Treatment data inconclusive.

**Potential: detox
and IVIG**



In the 1950s, summer outbreaks of Polio in the USA caused tens of thousands of cases, leaving hundreds paralysed or dead. `Second only to the atomic bomb', polio was `the thing that Americans feared the most'.

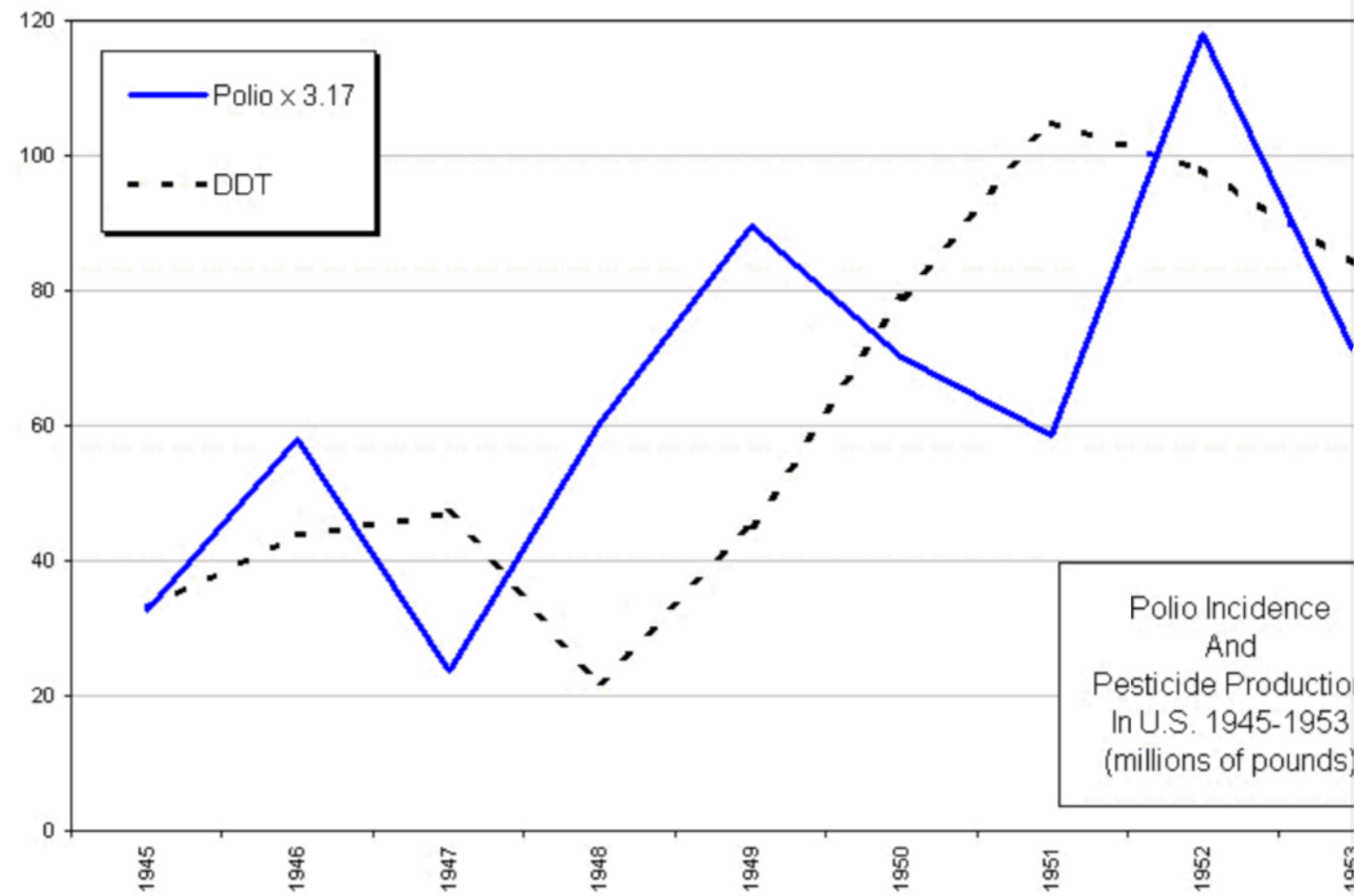


DDT production increased tenfold to more than 100 million pounds by the beginning of the 1950s.



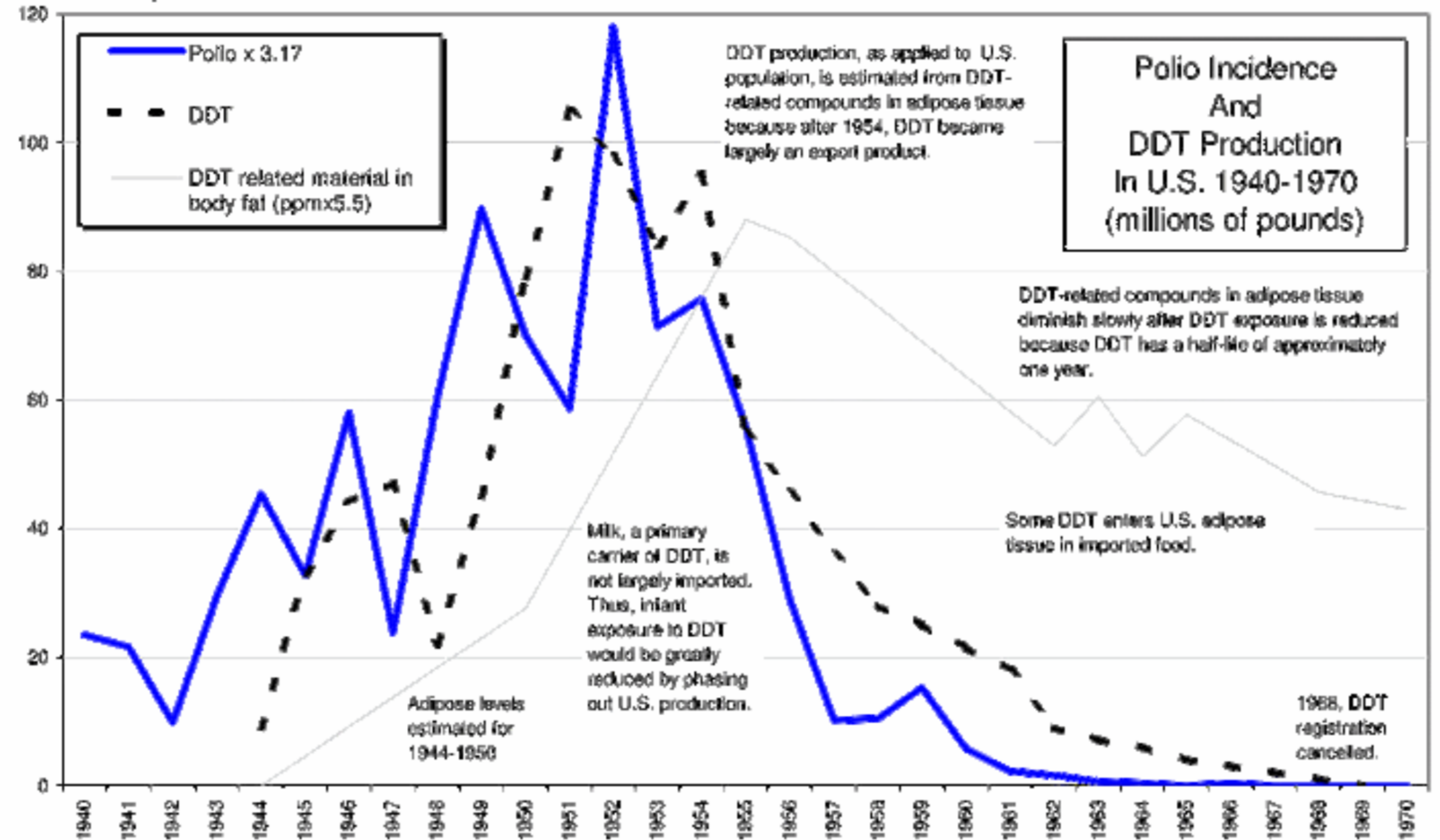
DDT vs Polio (1945-1953)

In the graph below, I provide confirmation of Biskind's observations for 1945-1953, in terms of polio incidence and [pesticide](#) production. I have utilized pesticide data from Hayes and Laws which they had derived from US Tariff Commission data. Polio incidence data was gathered from *US Vital Statistics*. [3],[4] Although I argue herein against Hayes' characterization of Biskind's work, credit goes to Hayes for publishing arcane pesticide data. All graphs refer to paralytic polio.



Was the American Polio outbreak in the 1950's really Polio?

DDT spraying became a nationwide campaign across the USA during the same period as the Polio outbreak and vaccination campaign.



"DDT is good for me-e-e!"



The great expectations held for DDT have been realized. During 1946, exhaustive scientific tests have shown that, when properly used, DDT kills a host of destructive insect pests, and is a benefactor of all humanity.

Pennsalt produces DDT and its products in all standard forms and is now

one of the country's largest producers of this amazing insecticide. Today, everyone can enjoy added comfort, health and safety through the insect-killing powers of Pennsalt DDT products . . . and DDT is only one of Pennsalt's many chemical products which benefit industry, farm and home.



GOOD FOR FRUITS—Bigger apples, juicier fruits that are free from unsightly worms . . . all benefits resulting from DDT dusts and sprays.



GOOD FOR STEERS—Beef grows meatier nowadays . . . for it's a scientific fact that—compared to untreated cattle—beef-steers gain up to 50 pounds extra when protected from horn flies and many other pests with DDT insecticides.



KNOX-OUT FOR THE HOME—helps to make healthier, more comfortable homes . . . protects your family from dangerous insect pests. Use Knox-Out DDT Powders and Sprays as directed . . . then watch the bugs "bite the dust"!



KNOX-OUT FOR DAIRIES—Up to 20% more milk . . . more butter . . . more cheese . . . tests prove greater milk production when dairy cows are protected from the annoyance of many insects with DDT insecticides like Knox-Out Stock and Barn Spray.

KILLING SALT
CHEMICALS


87 Years' Service to Industry • Farm • Home



GOOD FOR ROW CROPS—25 more barrels of potatoes per acre . . . actual DDT tests have shown crop increases like this! DDT dusts and sprays help truck farmers pass these gains along to you.



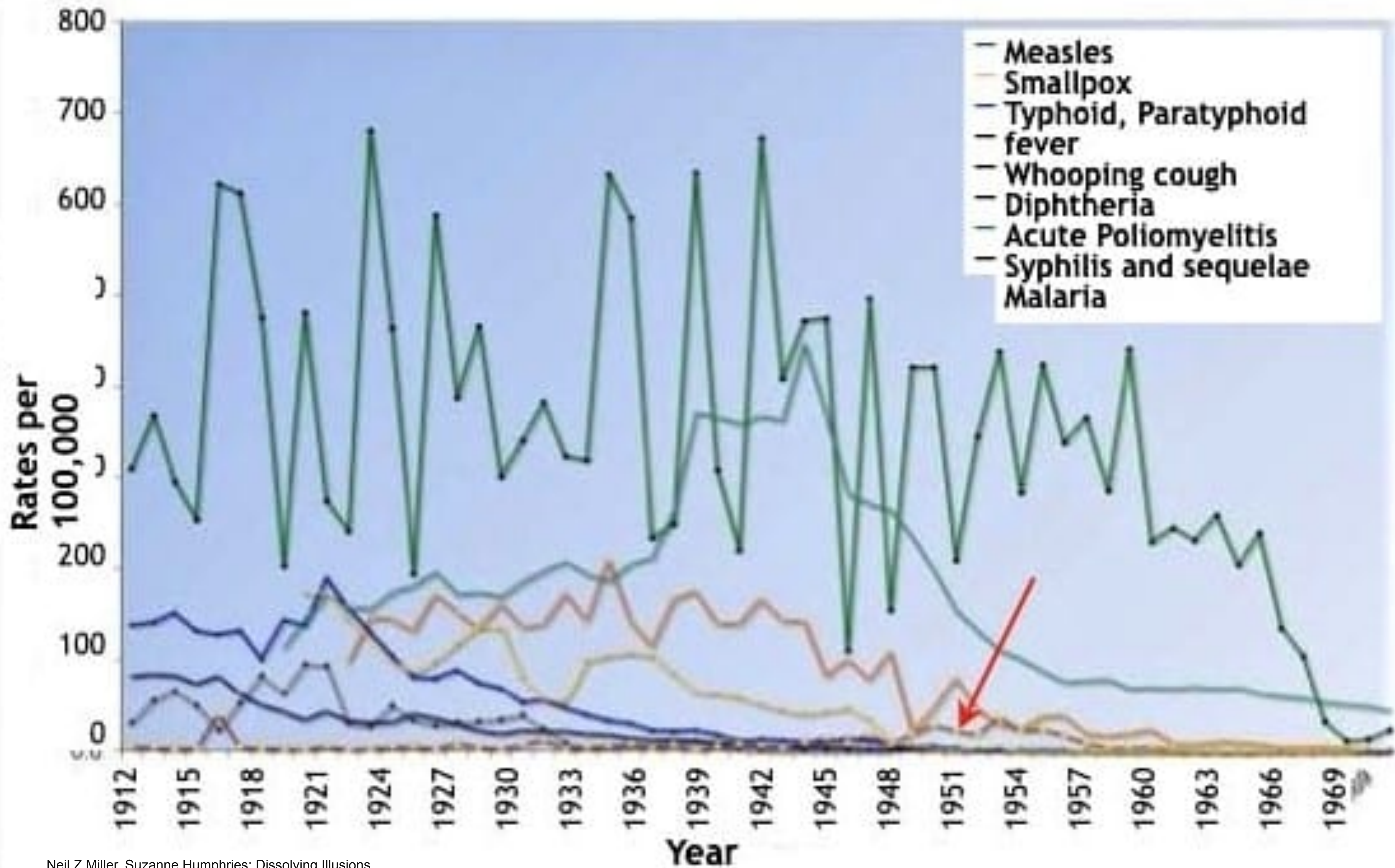
KNOX-OUT FOR INDUSTRY—Food processing plants, laundries, dry cleaning plants, hotels . . . dozens of industries gain effective bug control, more pleasant work conditions with Pennsalt DDT products.





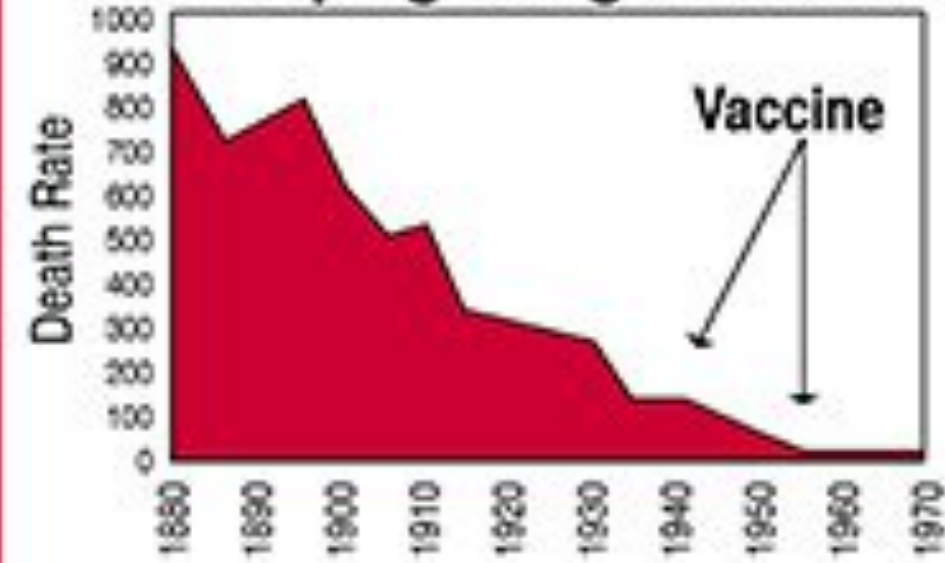
“We have described the syndrome as follows: In acute exacerbations, mild clonic convulsions involving mainly the legs, have been observed.

Several young children exposed to DDT developed a limp lasting from 2 or 3 days to a week or more. . . .”

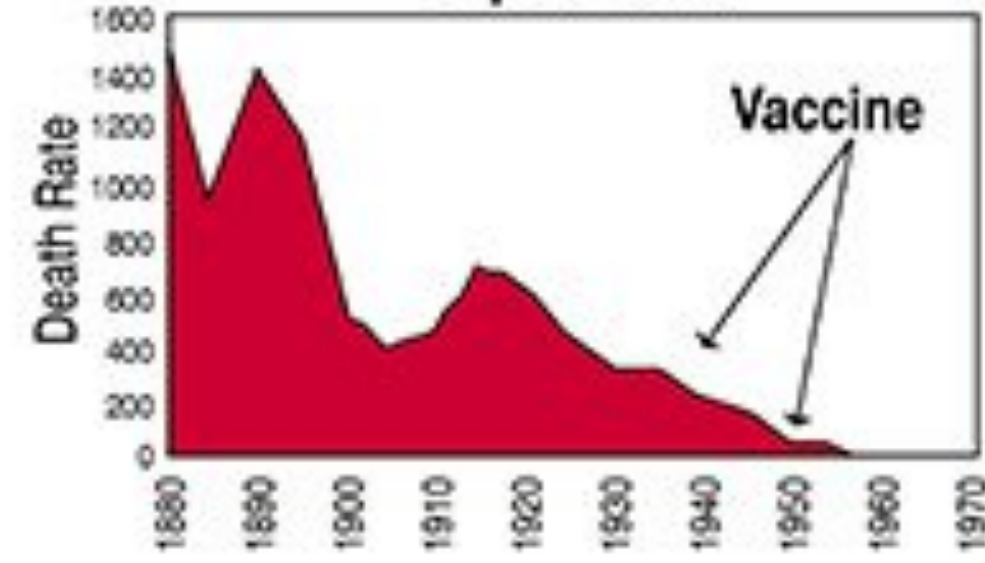


Death from Common Infectious Diseases Declined 90% BEFORE Vaccines Were Introduced*

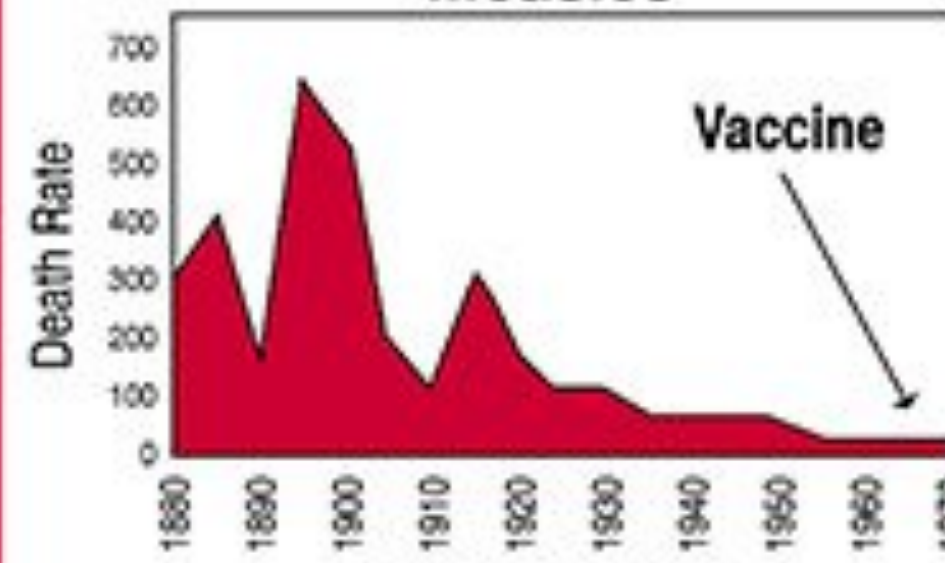
Whooping Cough/Pertussis



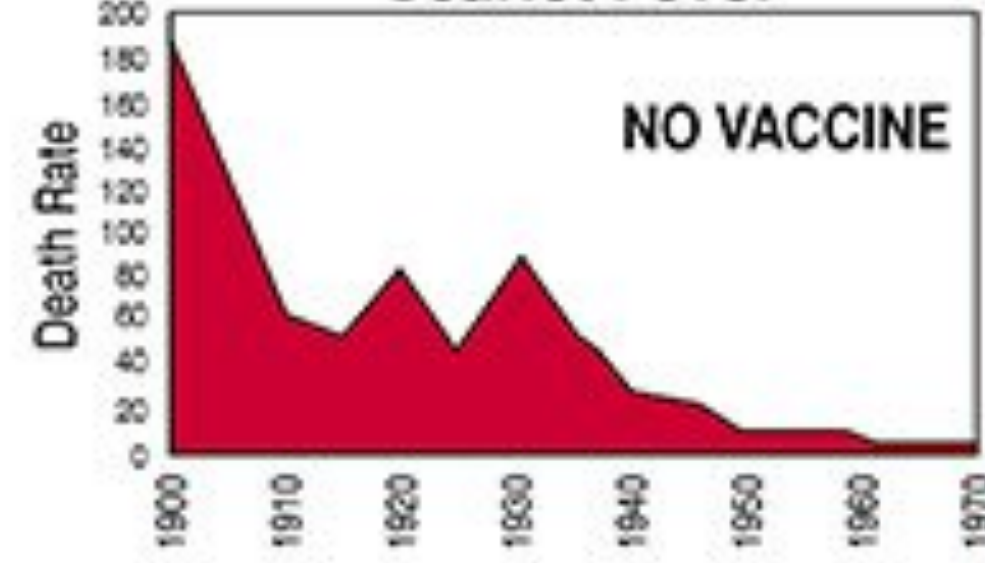
Diphtheria



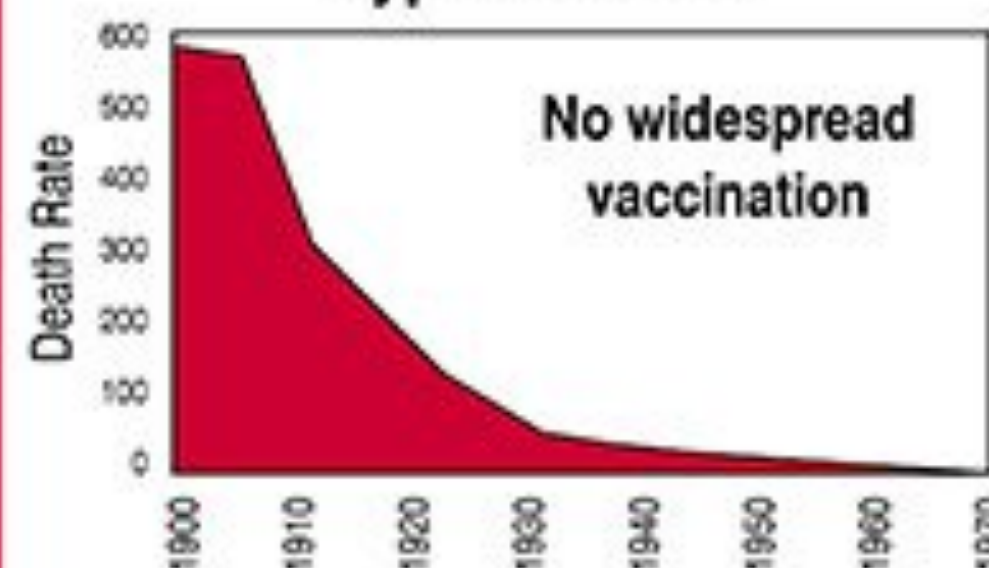
Measles



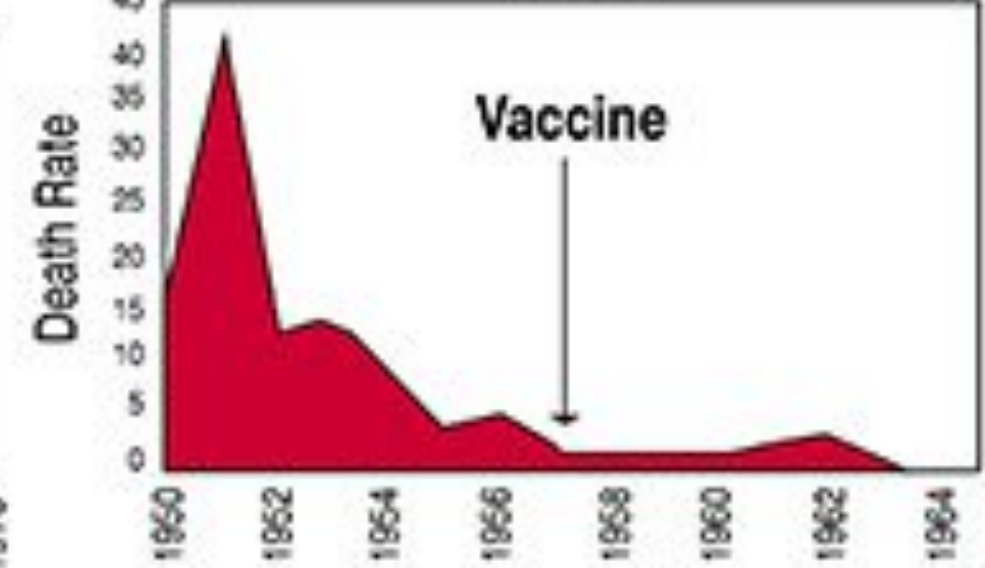
Scarlet Fever



Typhoid Fever



Polio



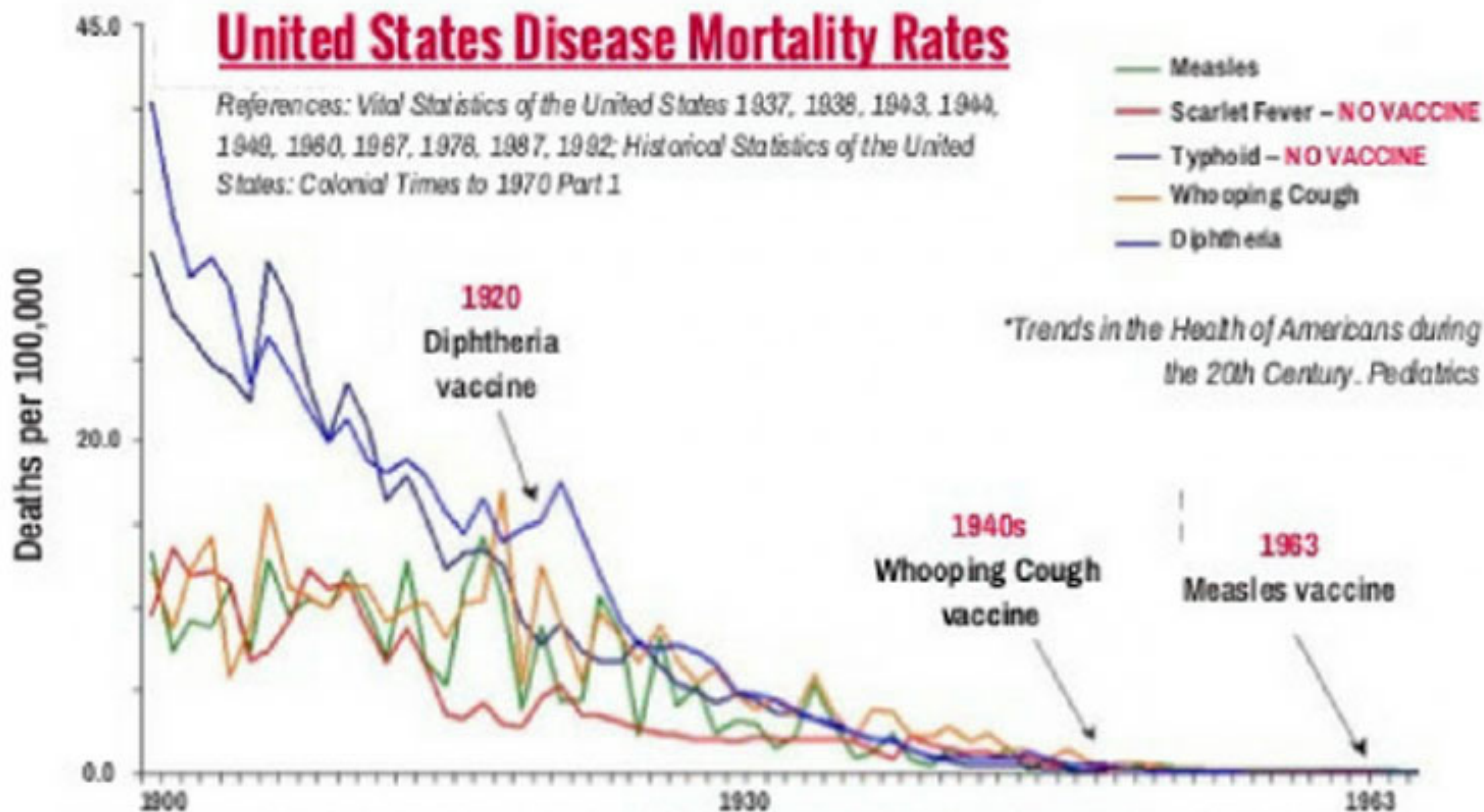
Due to Sanitation and Clean Water Systems

*Source: Journal of American Academy of Pediatrics, December 2000

United States Disease Mortality Rates

References: *Vital Statistics of the United States* 1937, 1938, 1943, 1944, 1949, 1960, 1967, 1978, 1987, 1992; *Historical Statistics of the United States: Colonial Times to 1970 Part 1*

- Measles
- Scarlet Fever – **NO VACCINE**
- Typhoid – **NO VACCINE**
- Whooping Cough
- Diphtheria



Despite common belief, infectious disease deaths **DECREASED 85-90%* BEFORE VACCINES** were introduced in the US. Diseases **WITHOUT VACCINES** -- including Scarlet Fever, Tuberculosis, Cholera and Typhoid -- followed the **SAME** trend.



Subscribe Now

OPINION

Government not requiring vaccine safety studies

By THE NEWNAN TIMES-HERALD | Aug. 28, 2018 - 2:46 PM

A shocking revelation from the U.S. department of Health and Human Services(HHS): In the past 32 years absolutely no vaccine safety reports have been filed.

In 1986, Ronald Reagan signed the National Childhood Vaccine Injury Act into law, thereby removing financial liability of vaccine makers from injury claims, with the stipulation that biennial vaccine safety studies be made.

America's children are facing unprecedented epidemics!

54% of US Youth are Chronically Ill*

WE ARE IN A CRISIS

40%

4 in **10** kids
with
Depression

20%

1 in **5** kids
with
Obesity

20%

1 in **5** kids
with
Suicidal Thoughts

17%

1 in **6** kids
with
Developmental Disorders

10%

1 in **10** kids
with
Anxiety

10%

1 in **10** kids
with
ADHD

10%

1 in **12** kids
with
Asthma

8.3%

1 in **13** kids
with
Food Allergies

2.8%

1 in **36** kids
with
Autism

.35%

1 in **285** kids
with
Cancer by Age 20

What is in a vaccine?

Do You Know Is In A Vaccine?

VACCINES CONTAIN **TOXIC** INGREDIENTS THAT SHOULD NEVER BE INJECTED:

Aborted Fetal Cells mercury **Aluminum**
E. coli Polysorbate 20 Polysorbate 80
EDTA
Spermicide Insect Cells Latex Rubber **Animal Parts**
Pig Sorbitol **Detergent** Beta-Propiolactone **Monkey Kidney Cells**
Blood **Genetically Modified Yeast** *Glutaraldehyde*
Formaldehyde GM Soy **MSG** monosodium glutamate **Barium**

The Short List of Vaccine Ingredients

aluminum hydroxide,
sodium chloride,
benzethonium chloride,
formaldehyde,
aluminum phosphate,
polysorbate 80,
polysorbate 20,
neomycin sulfate,
polymyxin B,
glutaraldehyde,
bovine serum albumin,
2-phenoxyethanol,
neomycin,
streptomycin sulfate,
ammonium thiocyanate,
aluminum,
Tromethamine,
rice-derived recombinant human serum
albumin,

host cell DNA,
amorphous aluminum hydroxyphosphate
sulfate,
deoxycholate,
phosphorothioate linked oligodeoxynucleotide,
sodium phosphate,
dibasic dodecahydrate,
monobasic dehydrate,
Aborted Fetal Cell DNA & Proteins: MRC-5,
MRC-5, HEK293, PER.C6,
WI-38 human diploid lung fibroblasts,
formalin,
thimerosal (Mercury),
egg protein,
octylphenol ethoxylate
Dulbecco's Modified Eagle Medium,
Porcine circovirus type 1 (PCV1),
recombinant human albumin
Lipid Nanoparticles

Aborted Fetal Tissue & DNA Fragments

- **MRC-5**: lung cells from aborted Baby Boy (14 weeks gestation)
- **WI-38** lung cells from aborted Baby Girl (3 months gestation)
- **HEK or HEK 293** aborted fetal kidney cells (unknown sex and gestation)
- **PER.C6** retinal cells from an 18 week old aborted child
- **WALVAX 2** lung tissue of a 3 month old Baby Girl aborted child (newer cell line)

Aborted Fetal Tissue & DNA Fragments

Contain Aborted Baby DNA Fragments:

- **Hepatitis A: Havrix and Twinrix**
- **Hepatitis B: Twinrix**
- **Measles, Mumps, and Rubella: MMR II and ProQuad**
- **Shingles: Zostavax**
- **Chicken Pox: Varivax**
- **Rabies: Imovax**

COVID-19 Vaccines: Used Aborted Babies in development:

- **Pfizer, Suptnik-V, Moderna: PER.C6 and HEK-29**
- **Janseen: PER.C6**


HOW DO SCIENTISTS GET THE FETAL TISSUE?

HW

The greatest lie ever told:

***“Vaccines do not cause
autism”.***

A lie perpetrated by the “gods” of mainstream medicine and public health agencies.



HEALTH • MEDICINE

Whistleblower Claims CDC Covered Up Data Showing Vaccine-Autism Link

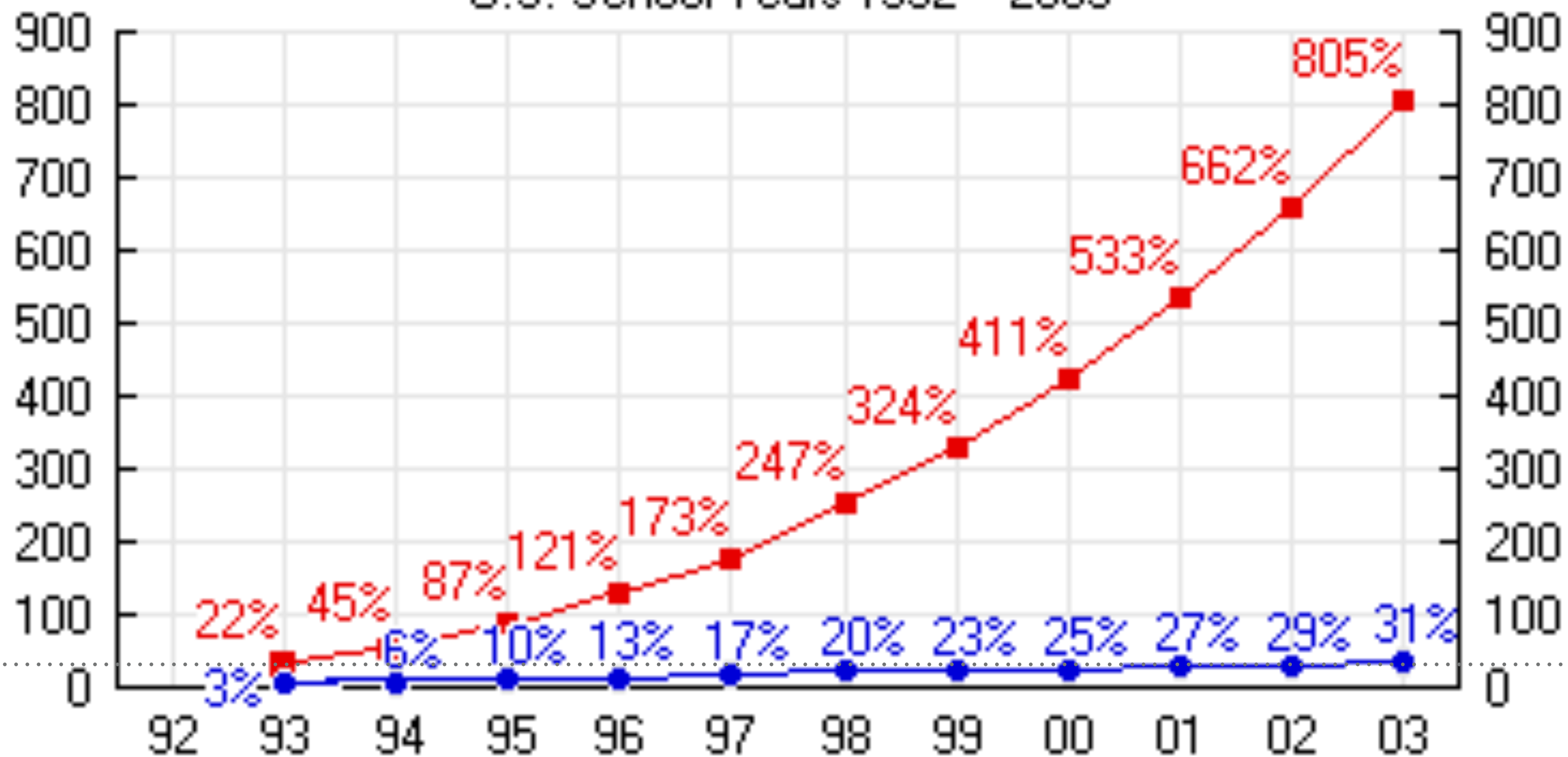
BY ALICE PARK 

AUGUST 28, 2014 5:13 PM EDT

If you haven't noticed, there's a war going on between those who believe in the health benefits of vaccines – that they can prevent deadly infectious diseases such as measles and polio – and those that believe that the immunizations do more harm than good. Now one of the authors of a 2004 government study that found similar vaccination rates among children with and without autism says the study omitted some important data.

INCIDENCE OF AUTISM

Incidence of Autism – Cumulative Growth
U.S. School Years 1992 – 2003



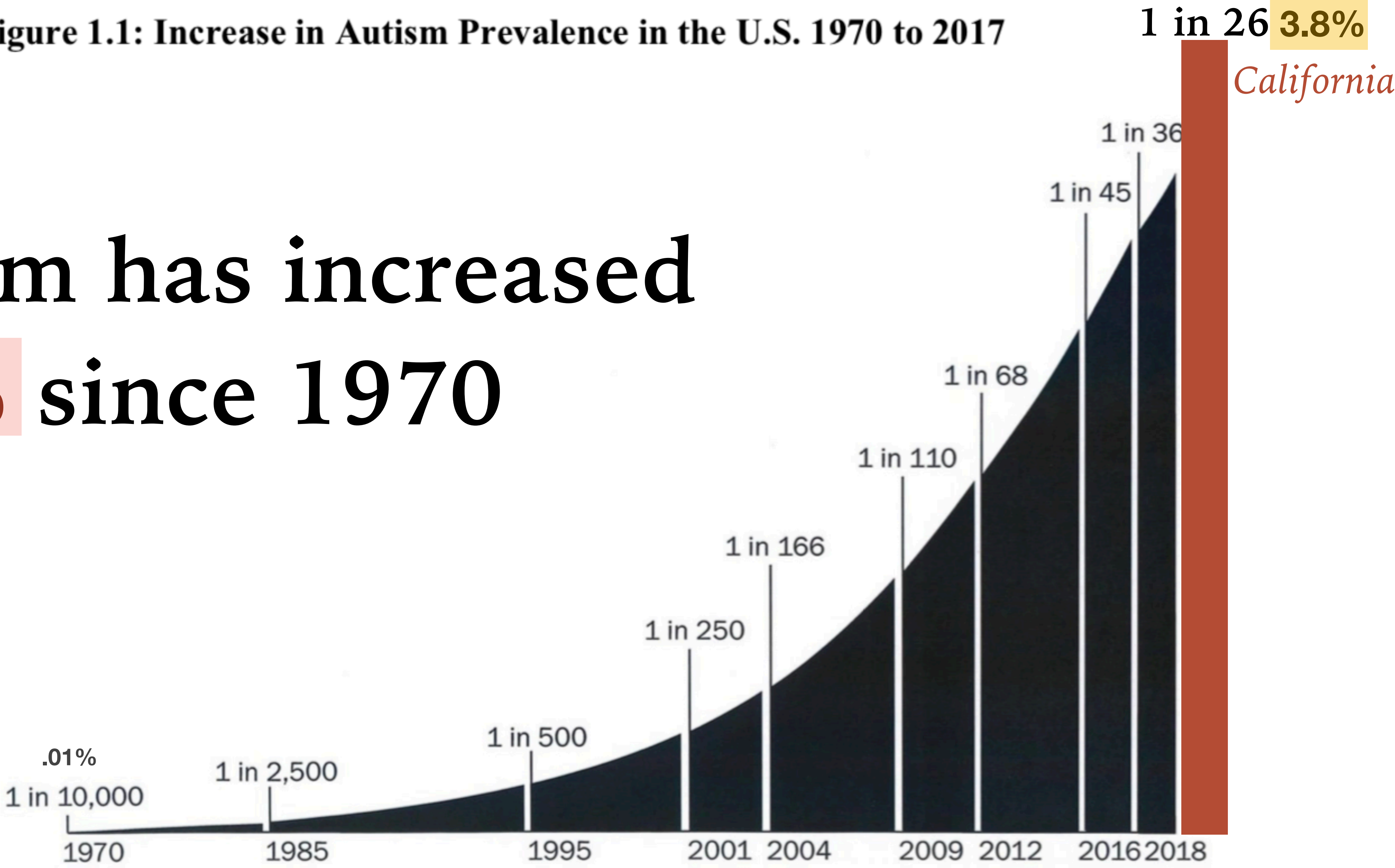
● Ages 6 - 22, All Disabilities

■ Ages 6 - 22, Autism

Graph Source: www.FightingAutism.org

Figure 1.1: Increase in Autism Prevalence in the U.S. 1970 to 2017

Autism has increased
199% since 1970

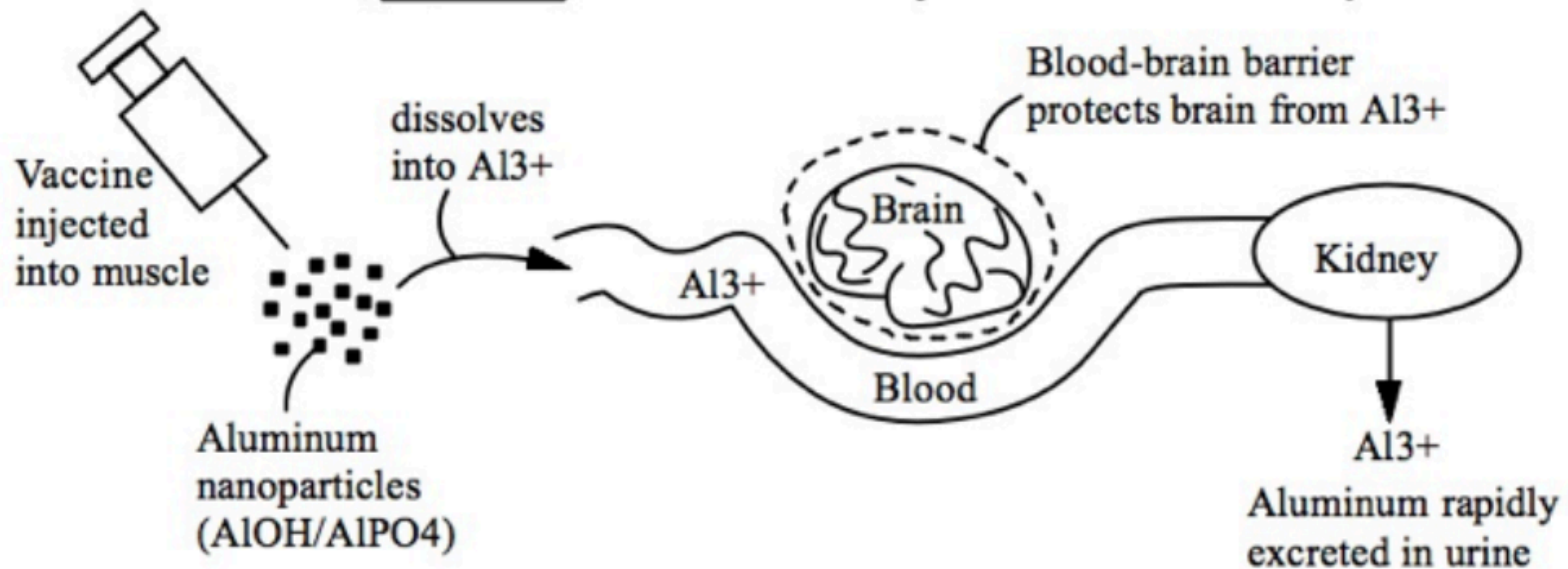


Source: Handley (2018).

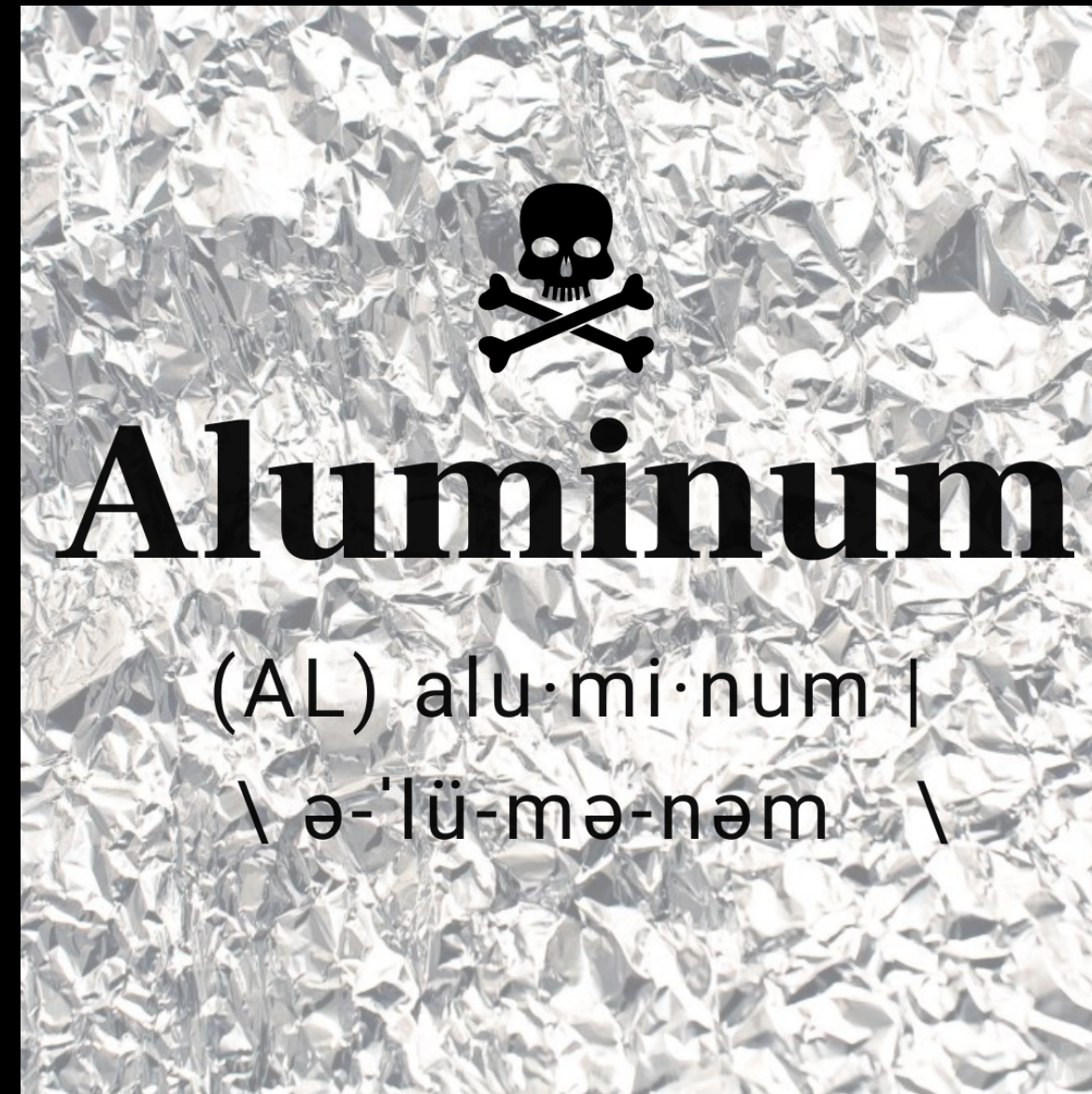
Myth

“The toxins in vaccines are so minute that it doesn’t affect our health.”

Assumed, but wrong belief of how Al adjuvant moves in the body:



Above: Vaccine promoters assume that Al adjuvant is safely eliminated by dissolution and urinary excretion. That's why vaccine promoters believe only the blood concentration of Al^{3+} is important. We now know this is wrong. The Al adjuvant dissolves very slowly and so can remain in the body for many months or years. Also, it's not just the dissolved Al^{3+} that's toxic; the Al adjuvant particles are also toxic.



Aluminum is a known NEUROTOXIN

(Finberg et al., 1986; Joshi, 1990; Wisniewski, Moretz, Sturman, Wen, & Shek, 1990; Bishop, Morley, Day, & Lucas, 1997; Petrik, Wong, Tabata, Garry, & Shaw, 2007; Tomljenovic & Shaw, 2011a; and Shaw et al., 2014)

ja nendel ajukudedel, mis olid võetud
autismidiagnoosiga inimestelt

Christopher Exley



Christopher Exley, PhD, Professor in Bioinorganic Chemistry at Keele University, and Leader of the Research Group on Aluminium and Silicon, He is a Fellow of the Royal Society of Biology (FRSB), Scientific Member of the British Society of Ecological Medicine (BSEM).

“premature neonates who receive parenteral levels of aluminum at greater than 4 to 5 [micro]g/kg/day accumulate aluminum at levels associated with central nervous system and bone toxicity”.

FDA Code of Regulations

Title 21, Volume 4

CITE: 21CFR201.323

How much aluminum is in the vaccines that are routinely given to children?

1. Hep B – **250 mcg Aluminum**
2. Hib – 225 mcg Aluminum
3. Pneumococcus – 125 mcg Aluminum
4. DTaP – 170 – 625 mcg Aluminum (depending on the manufacture)
5. Hep A – 250 mcg Aluminum
6. HPV – 225 mcg Aluminum
7. Pentacel (dtap, hib, & Polio combo) – **330 mcg Aluminum**
8. Pediarix (dtap, hep b, & Polio combo) – **850 mcg Aluminum**

***If a baby is born at 8lbs, the amount of Aluminum in the Heb B vaccine at birth is almost 3x the AI the FDA considers “safe” in other products & 14x over toxic limits for preemies.**



At the 2mo, 4mo, and 6mo “WELL BABY” appointments, the CDC recommends combining vaccines that add up to more than 1,000 mcg of Aluminum.

These levels are considered unsafe and toxic for a 350lb adult.

(Yet all they say is to “give in separate legs”.)

**The Vaccine Programs
have FAILED miserably
and interfered with
NATURAL IMMUNITY.**



Measles

.0002% mortality in USA in 1961



Mumps



Chicken Pox

The crew of this Navy warship has gone months without a port call thanks to a viral mumps outbreak

A viral mumps outbreak that left a deployed U.S. Navy warship quarantined at sea for five months is finally under control

BY RYAN PICKRELL, BUSINESS INSIDER | PUBLISHED MAY 2, 2019 5:43 PM

NEWS

MILITARY LIFE





RESEARCH

ENGAGE WITH US

SUPPORT FOR RESEARCHERS

USING RESEARCH TO ENGAGE

RECOGNIT

SHARE THIS Home > Research > Everything you need to know about chickenpox and why more countries don't use the vaccine



Everything you need to know about chickenpox and why more countries don't use the vaccine

THE CONVERSATION

Andrew Pollard, Professor of Paediatric Infection and Immunity, University of Oxford



Never pleasant.



WATCH LIVE

Shingles cases on the rise, including in younger people

By ABC7

Thursday, December 27, 2012

LOS ANGELES

College life for Caroline Radaj was fun, but stressful. And that was before she ended up with a painful case of shingles.

"It felt like either I had a pinched nerve or that just someone was constantly stabbing me," said Radaj.

When a rash showed up, an Internet search led her to the diagnosis. A campus doctor confirmed it, though even they seemed stunned.

Skin Problems and Treatments > Shingles > News

WEBMD HEALTH NEWS

Shingles on the Rise Among Younger People

Written by Stephanie Watson

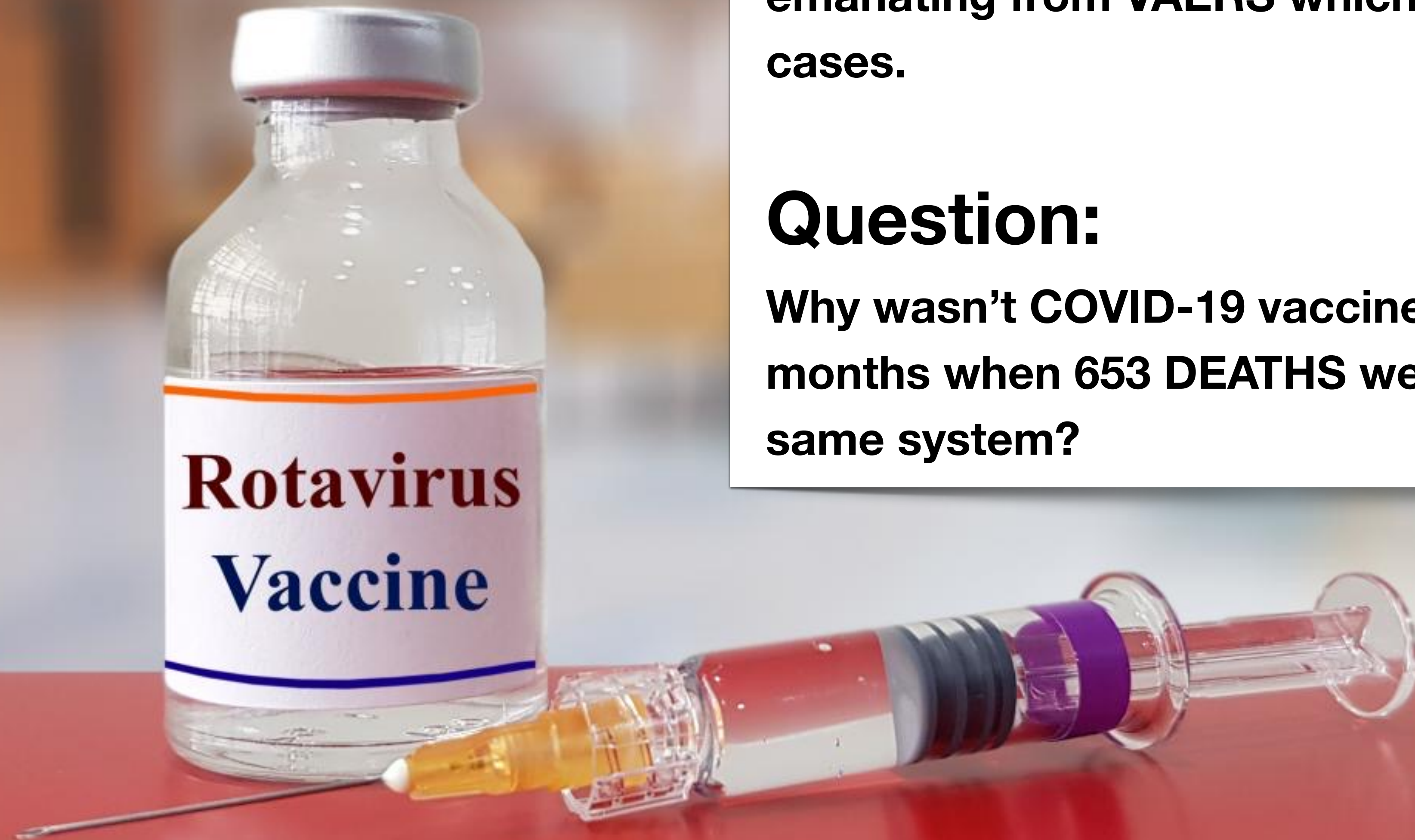
Medically Reviewed by Hansa D. Bhargava, MD on September 04, 2018



FROM THE WEBMD ARCHIVES

Sept. 4, 2018 -- In May 2015, Jackie Shelton, a public relations professional and mother of two in Reno, NV, noticed a rash on the back of her leg. She'd been working in her yard and thought nothing of it. Then she awoke in the middle of the night in excruciating pain.

"The pain was emanating from inside my leg and radiating up to the surface," she says. "It was like fire ants inside my body, on my nerves."



FACT:

In 1999, a rotavirus vaccine designed to prevent rotavirus gastroenteritis was pulled from the market due to an intussusception signal emanating from VAERS which comprised 584 cases.

Question:

Why wasn't COVID-19 vaccines pulled after 2 months when 653 DEATHS were reported to the same system?

Pertussis Vaccine Create SILENT CARRIERS

FIERCE Pharma Manufacturing Marketing Special Reports Fierce 50

CAMPAIGNS

GSK's big, bad whooping cough vaccination campaign bares its teeth

By Beth Snyder Bulik · Jul 13, 2015 8:49am



GSK's whooping cough marketing campaign, including the big bad wolf--Courtesy of GSK

Waning Tdap Effectiveness

“Waning protection following 5 doses of a 3-component diphtheria, tetanus, and acellular pertussis vaccine” - *ScienceDirect*

"Repeated booster doses of acellular vaccine in children primed with acellular vaccine has been shown to result in progressively shorter duration of protection against disease."

"Routine Tdap did not prevent pertussis outbreaks. Among adolescents who have only received DTaP vaccines in childhood, Tdap provided moderate protection against pertussis during the first year and then waned rapidly so that little protection remained 2-3 years after vaccination." - *eBioMedicine The Lancet*

"Despite high levels of vaccination coverage, pertussis circulation cannot be controlled at all.

The results question the efficacy of the present immunization programmes." - *Vaccine NIH*

<https://pubmed.ncbi.nlm.nih.gov/28506516/>

[https://www.ncbi.nlm.nih.gov/pubmed/24216286,](https://www.ncbi.nlm.nih.gov/pubmed/24216286)

[https://www.thelancet.com/journals/ebiom/article/PIIS2352-3964\(21\)00040-2/fulltext](https://www.thelancet.com/journals/ebiom/article/PIIS2352-3964(21)00040-2/fulltext)



We now have 24 circulating Vaccine-Derived Poliovirus (cVDP) outbreaks in 21 countries.

NEWS FOCUS

VIROLOGY

Monkey Virus Link to Cancer Grows Stronger

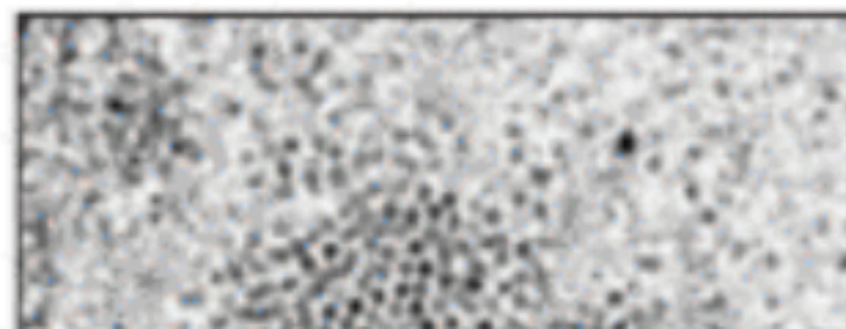
A virus that contaminated early batches of polio vaccine was deemed safe decades ago, but it keeps turning up in tumors. Now researchers are figuring out how the virus might imperil cells and are searching for ways to stop it

The old man had been trying to tell Michele Carbone something for months. He'd buttonholed the molecular virologist on the last day of a busy conference, but they kept getting interrupted. He'd sent a pile of journal articles from the 1950s to Carbone's office at Loyola University Medical Center in Chicago, but they sat unread on Carbone's desk. He'd called and called again. Carbone finally relented when he realized that the 89-year-old physician, named Herbert Ratner, lived in the Chicago suburb of Oak Park, less than a kilometer from Carbone's house. "At a certain point I thought, 'I have to go'" see what he wants, Carbone recalls.

At the conference where he

thanked Ratner and headed for the door. "He said, 'No, no, wait, I have something for you,'" Carbone recalls. Ratner returned from his basement with vials of polio vaccine produced in 1954. He told Carbone that he had kept it in his refrigerator for 42 years, hoping all along that someone would test it and prove him right.

The 1997 NIH conference, dubbed a consensus conference, produced nothing of the kind. Believers and skeptics continued arguing about whether SV40 is present in human tumors and, if so, whether it's contribut-



SV40 Timeline

1955

Jonas Salk introduces polio vaccine. Vaccine is injectible, and contains dead poliovirus.

1960

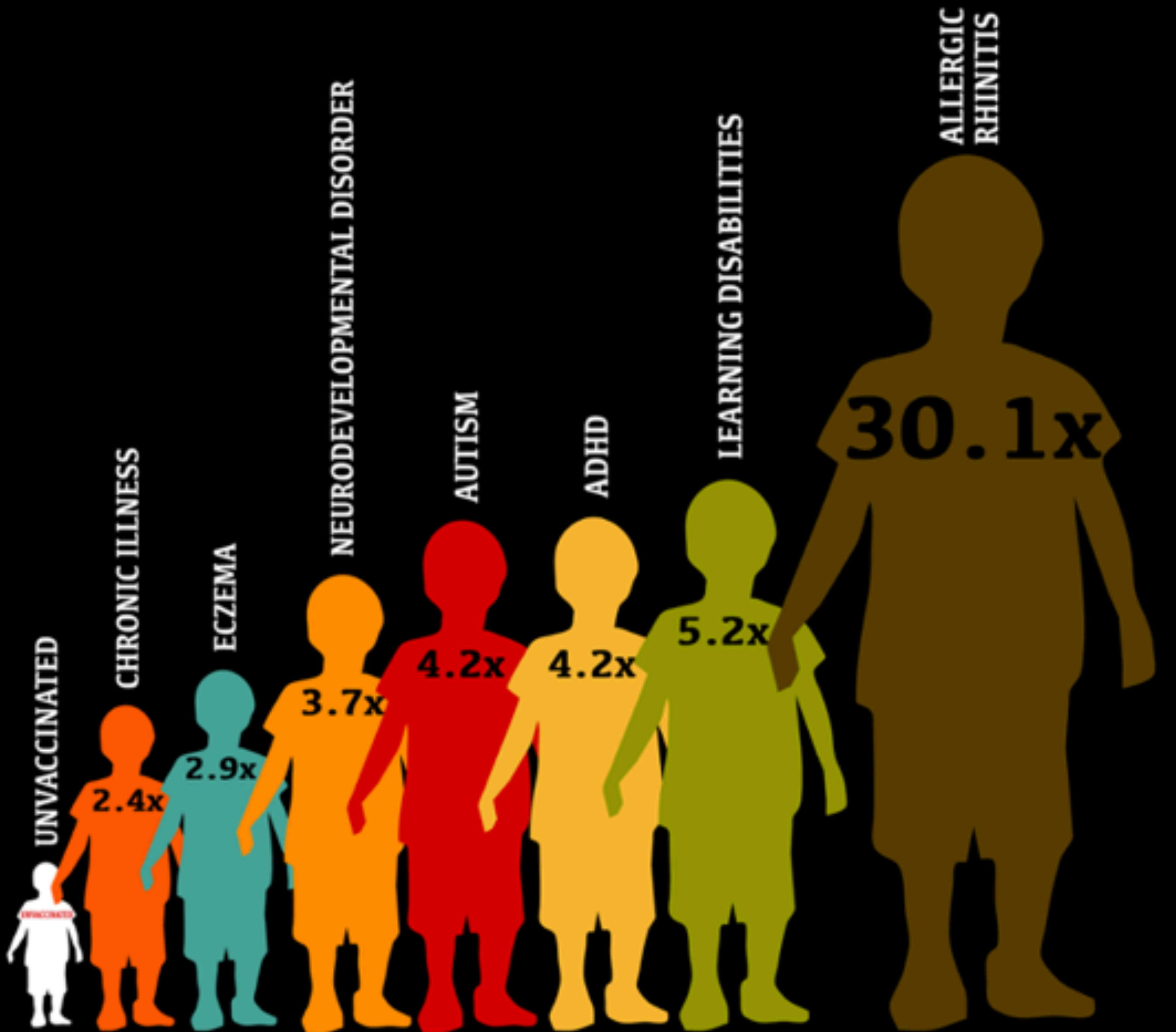
Monkey kidney extracts used to make vaccine are shown to cause four rare types of tumors in hamsters.

causes in hamsters. In humans, however, it's not clear whether the virus helps cause cancer or just happens to infect cancer cells.

Part of the problem is that none of the tests to detect the virus are universally trusted. Some teams are working on better tests, which could help confirm or refute virus sightings in tumors and reveal if and how far SV40 is spreading in people. Many cancer patients with SV40-laden tumors were not vaccinated with the early polio vaccine, and researchers aren't sure how they picked up the virus.

Despite all the uncertainties, circumstantial evidence implicating the virus has piled up, particularly in the past year. Some groups are testing ways to block SV40 infection in an attempt to prevent or treat cancer.

A new groundbreaking survey of hundreds of homeschooled American children found that, compared to the UNVACCINATED children, the VACCINATED children had higher odds of developing the following conditions.



Mawson Study

This study surveyed homeschool families in which the vaccination status of their children varied from unvaccinated to fully vaccinated. Thus, it controlled for genetics and environment. However, the detailed vaccination status of each “vaccinated” participant is unknown, so it is difficult to know how and if different vaccination schedules (e.g. the CDC schedule vs. a modified schedule) might affect autism risk. This study showed an enormous correlation between vaccination and allergy (3000% or 30X) and a very strong correlation between vaccination and neurological dysfunction, including autism (420% or 4.2X)

Published in the Journal of Translational Science, the paper looked at the vaccine status of 1,500 children and found that vaccinated children were more likely to have autism, asthma, allergies, reoccurring ear infections, attention-deficit/hyperactivity disorder (ADHD) and gastrointestinal issues than unvaccinated kids.

The [research](#) showed vaccinated kids were:

- 5x more likely to have [autism](#)
- 4x more likely to have allergies
- 13.8x more likely to have gastrointestinal issues
- 17.6x more likely to have [asthma](#)
- 20.8x more likely to have [ADHD](#)
- 27.8x more likely to have chronic ear infections

The analysis also included the health impacts of breastfeeding and whether the children were born vaginally or via Cesarean section.

Children breastfed for at least six months had fewer cases of allergies, asthma and gastrointestinal issues. Children born vaginally had fewer cases of allergies, especially food allergies, said Hooker.

Overall, the healthiest children were those who were unvaccinated, breastfed for at least six months and born vaginally, Hooker said.

Health effects in vaccinated versus unvaccinated children, with covariates for breastfeeding status and type of birth

• Brian S. Hooker • Neil Z. Miller

DOI: 10.15761/JTS.1000459

Article	Article Info	Author Info	Figures & Data
-------------------------	------------------------------	-----------------------------	------------------------------------

Abstract

Using survey data from respondents associated with three medical practices in the US, vaccinated children were compared to unvaccinated children for the incidence of severe allergies, autism, gastrointestinal disorders, asthma, ADHD, and chronic ear infections. All diagnoses were based on parental reporting with chart review for confirmation of diagnoses. Cases were stratified with non-cases based on year of birth and sex, and compared using a logistic regression model which also accounted for breastfeeding status and type of birth (vaginal versus cesarean section). Vaccinated children were significantly more likely than unvaccinated children to be diagnosed with severe allergies (OR = 4.31, 95% CI 1.67 - 11.1), autism (OR = 5.03, 95% CI 1.64 - 15.5), gastrointestinal disorders (OR = 13.8, 95% CI 5.85 - 32.5), asthma (OR = 17.6, 95% CI 6.94 - 44.4), ADHD (OR = 20.8, 95% CI 4.74 - 91.2), and chronic ear infections (OR = 27.8, 95% CI 9.56 - 80.8). Vaccinated children were less likely to be diagnosed with chickenpox (OR = 0.10, 95% CI 0.029 - 0.36). Children who were "vaccinated and not breastfed" or "vaccinated and delivered via cesarean section" had the highest rates of adverse health outcomes. In this study, higher ORs were observed within the vaccinated versus unvaccinated groups for several adverse health conditions. Further research is essential to understand the full scope of health effects associated with childhood vaccination.




Vax-Unvax
**LET THE
SCIENCE SPEAK**

Robert F. Kennedy Jr.
NEW YORK TIMES BESTSELLING AUTHOR

AND

Brian Hooker, PhD
Foreword by Del Bigtree

Children's
Health Defense 



03/26/24 • COVID • BIG PHARMA • NEWS

Young Children Died at Higher Rates in 2021-2022, as Adult Life Expectancy Rebounded

Death rates among children ages 1-4 jumped 12% between 2021 and 2022, and for kids 5-14 the rate increased by 7% over the same period, according to data released this month by the CDC.



By John-Michael Dumais



11/13/23 • COVID • NEWS

CDC Reports Largest Infant Mortality Rate Increase in 20 Years

U.S. infant mortality increased by 3% in the period between 2021 to 2022, based on data collected by the Centers for Disease Control and Prevention. Restricted healthcare access and economic instability during the COVID-19 pandemic may have played a role, according to a report from the National Center for Health Statistics.

By Angelo DePalma, Ph.D.

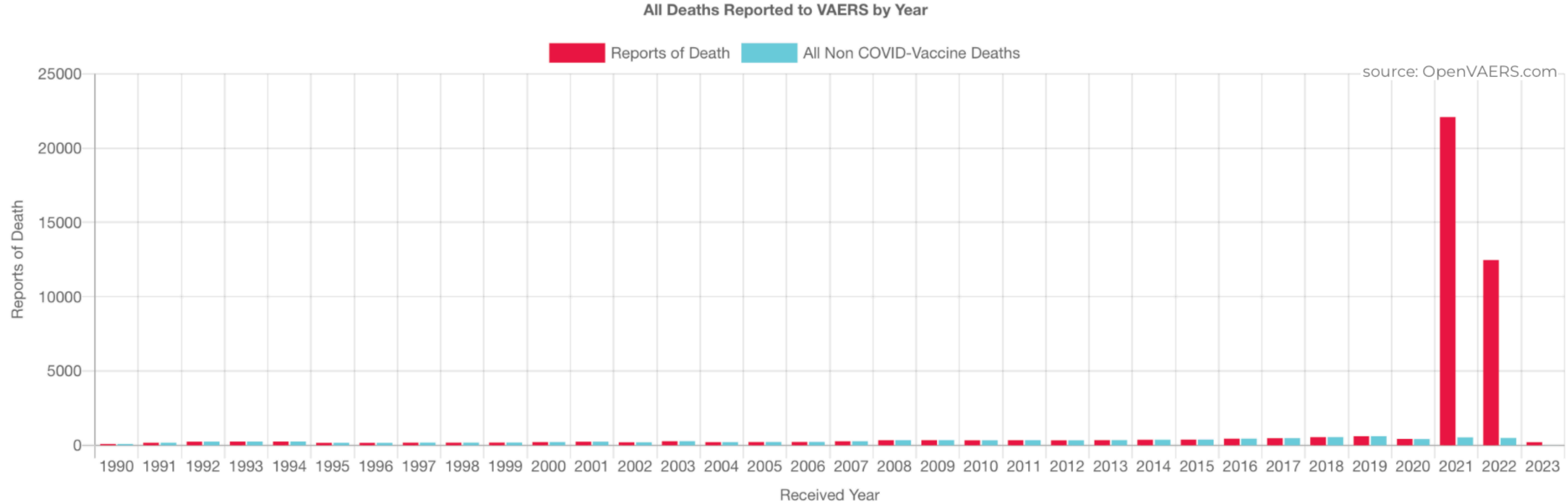


Miss a day, miss a lot. Subscribe to The Defender's Top News of the Day. It's free.

[Read The CDC Disclaimer](#)

VAERS COVID Vaccine Mortality Reports

Through January 13, 2023



Change in the birth rate in % in Sweden from October 2021 to November 2022 compared to the expected level based on the trend from the previous decade




Total for Jan - Nov 2022, childbirth per 100,000 women aged 18-45 has decreased by 8.6 per cent compared to the trend from 2012-2021

**The United States has
the Highest First-Day-Of-
Life Infant Mortality Rate
in the developed
WORLD.**



Each year, approximately 11,300 U.S. babies die the day they are born, which is **50% MORE DEATHS** than all other industrial countries combined!



**I AM ONE
OF THE BABIES
THAT DIED
OF SIDS (COT DEATH)
AFTER GETTING THE
6-IN-1 VACCINE
MY DEATH WAS
EXCLUDED
FROM OFFICIAL REPORTS**

LEARN
THE
RISK.org

#ICANTFORGET



More lies:

God didn't design our bodies to fight disease. We need modern medicine and vaccines to make our bodies stronger.

Hosea 4:6

“My People are destroyed for lack of knowledge; I reject you from being a priest to me. And since you have forgotten the law of your God, I also will forget your children”.



Our Body Is His Temple

Created in His likeness

Ask yourself 5 key questions:

Why do I participate in the practice of vaccinating?

Who am I trusting my God-created temple to?

Does God endorse my practice of using vaccinations?

Have I been blindly following a cultural practice that could be harming this gift my Creator gave me; My body, my child's body?

And the hardest question. . .

Have I been unknowingly **participating in idolatry** and even **offering** myself and my children **to the anti-Christ?**

1 CORINTHIANS CHAPTER 6

¹⁹ What? know ye not that your body is the temple of the Holy Ghost *which is in you, which ye have of God, and ye are not your own?*

²⁰ For ye are bought with a price: therefore glorify God in your body, and in your spirit, which are God's.



“But let all those that put their trust in thee rejoice: let them ever shout for joy, because thou defendest them: let them also that love thy name be joyful in thee.”

Psalms 5:11 (KJV)

Sources continued:


1. Mulroney, T.E., Pöyry, T., Yam-Puc, J.C. et al. N1-methylpseudouridylation of mRNA causes +1 ribosomal frameshifting. *Nature* 625, 189–194 (2024). <https://doi.org/10.1038/s41586-023-06800-3>
2. Sala-Farré MR, Arias-Varela C, Recasens-Recasens A, Simó-Sanahuja M, Muñoz-Almagro C, Pérez-Jové J. Pertussis epidemic despite high levels of vaccination coverage with acellular pertussis vaccine. *Enferm Infecc Microbiol Clin*. 2015 Jan;33(1):27-31. doi: 10.1016/j.eimc.2013.09.013. Epub 2013 Nov 9. PMID: 24216286.
3. Thompson KM, Sterkel AK, McBride JA, Corliss RF. The Shock of Strep: Rapid Deaths Due to Group a Streptococcus. *Acad Forensic Pathol*. 2018 Mar;8(1):136-149. doi: 10.23907/2018.010. Epub 2018 Mar 7. PMID: 31240031; PMCID: PMC6474463.
4. Wilson K, Hawken S, Kwong JC, Deeks S, Crowcroft NS, Van Walraven C, Potter BK, Chakraborty P, Keelan J, Pluscauskas M, Manuel D. Adverse events following 12 and 18 month vaccinations: a population-based, self-controlled case series analysis. *PLoS One*. 2011;6(12):e27897. doi: 10.1371/journal.pone.0027897. Epub 2011 Dec 12. PMID: 22174753; PMCID: PMC3236196.
5. <https://academic.oup.com/jid/article/216/8/977/4084678>
6. <https://pubmed.ncbi.nlm.nih.gov/26122188/>
7. <https://www.businessinsider.com/mumps-outbreak-on-us-warship-is-over-after-5-months-quarantined-at-sea-2019-5>
8. Human Breast Milk: From Food to Active Immune Response With Disease Protection in Infants and Mothers - PMC
9. <https://academic.oup.com/jid/article/216/8/977/4084678>
10. <https://www.ncbi.nlm.nih.gov/pmc/articles/PMC1522578/>
11. <https://pubmed.ncbi.nlm.nih.gov/8133555/>
12. <https://pubmed.ncbi.nlm.nih.gov/7502355/>
13. <https://pubmed.ncbi.nlm.nih.gov/1285727/>
14. <https://pubmed.ncbi.nlm.nih.gov/8354037/>
15. <https://pubmed.ncbi.nlm.nih.gov/10944494/>
16. <http://pediatrics.aappublications.org/content/135/6/1130>
17. <http://pediatrics.aappublications.org/content/135/6/981.short>
18. <https://academic.oup.com/jid/article/210/6/942/2908639>
19. <https://www.ncbi.nlm.nih.gov/pubmed/24216286>
20. <https://www.nature.com/articles/d41586-023-03787-9>
21. <https://www.cdc.gov/vaccines/pubs/pinkbook/downloads/appendices/b/excipient-table-2.pdf>
22. <https://www.ncbi.nlm.nih.gov/pmc/articles/PMC4514403/>
23. <https://www.ncbi.nlm.nih.gov/books/NBK234368/>

Thank you, my brothers and sisters in Christ.

Follow Maija @

Health Freedom UnMuzzled

www.HealthFreedomUnMuzzled.com



Twitter



Telegram



Rumble



Facebook

An enormous amount of evidence-based information can be found at:

Children's Health Defense

ChildrensHealthDefense.org

A CHARITY THAT BRINGS REAL HOPE FOR A HEALTHY TOMORROW.

R.E.A.C.T. INC.



**Research & Education for
Autistic Children's
Treatment**

HELP SUPPORT THE MUCH NEEDED INDEPENDENT RESEARCH AND EDUCATION
THAT WILL FINALLY
END THE AUTISM EPIDEMIC

REACTforHope.org



**SCAN
ME** 

Menu



Vi-TA.org



VITA

VACCINE INJURY TEACHING ALLIANCE

VACCINE INJURY TEACHING ALLIANCE

[Donate Now](#)

[Join VI-TA](#)

[Upcoming Webinars](#)

[Childhood Vaccines](#)

[Covid-19 Vaccines](#)

[Useful Resources](#)

The Exchange 

FAITH FEAR & VACCINES

A CHRISTIAN INTROSPECTION
& TRUE INFORMED CONSENT

Presented By:

Maija C. Hahn, CCC-SLP



TUESDAY, APRIL 9, AT 7:00 PM
CALVARY CHAPEL SURFSIDE EXCHANGE
SATELLITE BEACH

