



the **GOSPEL**PROJECT.

# FROM THIS WORLD TO THE WORLD TO COME

YOUNGER KIDS LEADER GUIDE

VOLUME 12





## THE GOSPEL PROJECT FOR KIDS: YOUNGER KIDS LEADER GUIDE

VOLUME 12 • FROM THIS WORLD TO THE WORLD TO COME

**Ben Mandrell**  
President and CEO

**Ed Stetzer**  
Founding Editor

**Alyssa Jones**  
Publishing Team Leader

**Sarah McLean**  
Content Editor

**Keith Tyrrell**  
Graphic Designer

**Landry Holmes**  
Manager, Kids Publishing

**Chuck Peters**  
Director, Kids Ministry

### Volume 12 Contributors:

Danielle Bell, Sarah Caskey, Taylor Cheek, Samantha Chaulsett, Will Croushorn, Erin Fisher, Charity Gwaltney, Beth Howe, Taylor Johnson, Mary McCool, Donna Miller, Matt Morgan, John Murchison, Carolyn Reese, Lee Ann Roberts, Stasia Skelton, Beth Steward, Becky Suggs, Megan Switzer, Beka Watson, Rebecca Ann Wicker, Ashley Williams

© 2024 Lifeway Press®

Send questions/comments by email to [gospelproject.kids@lifeway.com](mailto:gospelproject.kids@lifeway.com), or mail to


**Publishing Team Leader**  
The Gospel Project for Kids  
200 Powell Place, Suite 100  
Brentwood, TN 37027-7707

Or make comments on the Web at [www.lifeway.com](http://www.lifeway.com)  
ISBN: 978-1-4300-8232-3  
Item 005845416

Printed in the United States of America

No part of this work may be reproduced or transmitted in any form or by any means, electronic or mechanical, including photocopying and recording, or by any information storage or retrieval system, except as may be expressly permitted in writing by the publisher. Requests for permission should be addressed in writing to Lifeway Press®, 200 Powell Place, Suite 100, Brentwood, TN 37027-7707.

We believe that the Bible has God for its author; salvation for its end; and truth, without any mixture of error, for its matter and that all Scripture is totally true and trustworthy. To review Lifeway's doctrinal guideline, please visit [www.lifeway.com/doctrinalguideline](http://www.lifeway.com/doctrinalguideline). Unless otherwise indicated, all Scripture quotations are taken from the Christian Standard Bible®, Copyright 2017 by Holman Bible Publishers. Used by permission.



## TABLE OF CONTENTS

### Unit 34: The Church on Mission

What is our mission as Christians? Our mission is to make disciples of all nations by the power of the Holy Spirit.

- 6 SESSION 1: The Church Met Together (Acts 15)
- 16 SESSION 2: Paul and Silas Started Churches (Acts 15–18)
- 26 SESSION 3: Paul Visited the Churches (Acts 18–21)
- 36 SESSION 4 (Big Truth Session): We Are Here to Glorify God (Romans 15)

### Unit 35: Paul's Mission to Rome

Why should we praise Jesus? We should praise Jesus for what He has done to provide our salvation and because He will one day make all things right.

- 46 SESSION 1: Paul Returned to Jerusalem (Acts 21–22)
- 56 SESSION 2: Paul Was on Trial (Acts 22–23)
- 66 SESSION 3: Paul Was Sent to Rome (Acts 24–26)
- 76 SESSION 4: Paul Went to Rome (Acts 27–28)
- 86 SESSION 5: Paul Preached in Rome (Acts 28)
- 96 SESSION 6 (Big Truth Session): We Are Here to Make Much of Jesus  
(1 Thessalonians 4–5)

### Unit 36: The Church's Hope

What is the hope of the church? The church looks forward to Jesus' return when He will make all things new.


- 106 SESSION 1: Jesus Is Worthy of Worship (Revelation 4–5)
- 116 SESSION 2: Jesus Will Return One Day (Revelation 19–20)
- 126 SESSION 3 (Big Truth Session): We Will Be Part of the New Heaven and Earth  
(Revelation 21–22)

## SESSION AT A GLANCE



### PREPARE

- **Read the Leader Bible Study and Bible story** including the Christ Connection. For additional help, read the Leader Blog Post and listen to the Leader Training Episode. Both can be found at [www.gospelproject.com](http://www.gospelproject.com).
- **Familiarize yourself with the session content**, noting which activity options will work best in your context.
- **Gather and prepare session supplies**, including posters, videos, and activity printables as needed.
- **Contact families and pray for your kids** during the week.



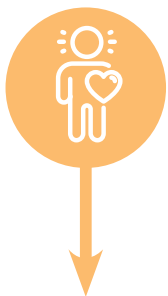
### WELCOME

- **Greet kids** as they arrive, **build relationships**, and **help new kids** connect to the group.
- Guide kids to complete the **Activity Page**, and choose one of the **Session Starter Activities** to introduce this week's story.



### LEARN

- **Help kids understand the Bible story** and how it relates to God's big story of Scripture. During this portion of the session, focus on what the kids should believe—what God wants our kids to know about the Bible story, Big Picture Question and Answer, and Key Passage.



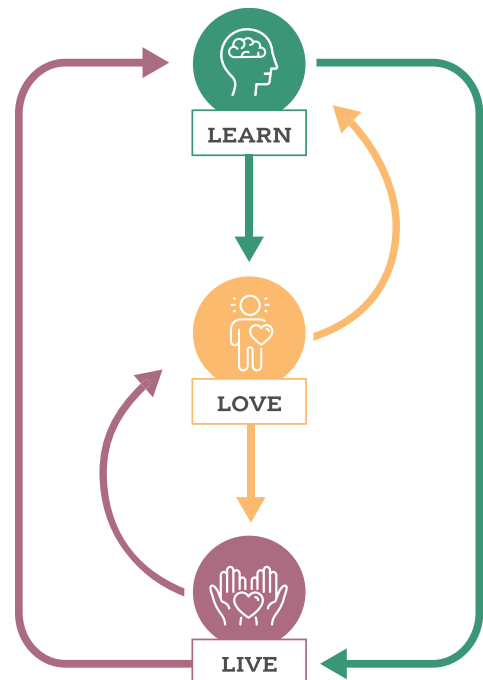
### LOVE

- **Help kids respond appropriately to the Bible story** by growing in their love for God and considering how to apply it to their own lives. During this portion of the session, focus on what the kids should feel—how God wants our kids to respond based on what they believe.



### LIVE

- **Help kids find ways to live on mission** and make much of God in response to the Bible story. During this portion of the session, focus on what the kids should do—how God wants our kids to be different based on what they know about God and their growing love for Him.



## NOTABLE FEATURES

### Suggested Times

Each session is designed to be completed in 60–75 minutes but can be shortened or lengthened as needed.

### Missions

The missions content is designed to help kids understand God’s ongoing mission to rescue sinners around the world. This content can be customized or replaced with your church’s own missions efforts if desired.

### Big Truth Sessions

Each unit ends with a Big Truth Session that goes into more depth of the unit’s Big Picture Question and Answer. These sessions use a Bible story that best helps illustrate the Big Truth covered. Think of these sessions as a time to reinforce and clarify what the kids have been learning in the unit.

### Make it fit

Each session provides flexibility for customization based on the needs and structure of your kids ministry. The Learn portion contains most, or all, of the videos and music, making it ideal for a large group gathering with the Welcome, Love, and Live portions working well for small groups. Alternatively, the entire session can be completed in small groups or as one large group.

## QUICK REFERENCE

### Printables, Videos, and Music

Here is where you will be able to find all of the resources you will need:

	Additional Resources GospelProject.com	Ministry Starter Kit			Digital Subscription
		DVD	Files Disc	Music CD	
Activity Printables	✓		✓		✓
Posters			✓		✓
Videos		✓	✓		✓
Music				✓	✓
Activity Pages	Purchase at <a href="http://www.gospelproject.com">www.gospelproject.com</a>				✓
Big Picture Cards	Purchase at <a href="http://www.gospelproject.com">www.gospelproject.com</a>				✓



## VOLUME 12 - FROM THIS WORLD TO THE WORLD TO COME

As the gospel spread to the Roman Empire, God prepared Paul's heart for the world to come. Paul's ministry and John's vision of the new creation give us strength and confidence to continue the mission of sharing the gospel and making disciples.

**UNIT 34: THE CHURCH ON MISSION:** Paul continued on his missionary journeys, encountering opposition yet finding new opportunities to proclaim the risen Christ. As missionary efforts continued, the church sought to protect its doctrine and demonstrate the power of the gospel through righteous living so others might trust in Christ.


What is our mission as Christians? Our mission is to make disciples of all nations by the power of the Holy Spirit.



**THE CHURCH MET TOGETHER**  
Acts 15



**PAUL AND SILAS STARTED CHURCHES**  
Acts 15-18



**PAUL VISITED THE CHURCHES**  
Acts 18-21




**BIG TRUTH SESSION**

**WE ARE HERE TO GLORIFY GOD**  
Romans 15

**UNIT 35: PAUL'S MISSION TO ROME:** After three missionary journeys on which God used Paul to plant many churches and see many people trust in Christ, Paul returned to Jerusalem where he was arrested. Paul would eventually be sent to Rome as a prisoner, but this did not stop him from doing everything he could to preach the gospel and make much of Jesus.

Why should we praise Jesus? We should praise Jesus for what He has done to provide our salvation and because He will one day make all things right.



**PAUL RETURNED TO JERUSALEM**  
Acts 21-22




**PAUL WAS ON TRIAL**  
Acts 22-23



**PAUL WAS SENT TO ROME**  
Acts 24-26



**PAUL WENT TO ROME**  
Acts 27-28




**PAUL PREACHED IN ROME**  
Acts 28



**WE ARE HERE TO MAKE MUCH OF JESUS**  
1 Thessalonians 4-5

**UNIT 36: THE CHURCH'S HOPE:** As the church continues the mission Jesus gave, it does so with the hope that one day Jesus will return to make all things new and put an end to sin and death once and for all. On that day, Jesus will fully usher in God's kingdom as all of His followers enjoy being with Him and one another as part of a new heaven and earth.

What is the hope of the church? The church looks forward to Jesus' return when He will make all things new.



**JESUS IS WORTHY OF WORSHIP**  
Revelation 4-5



**JESUS WILL RETURN ONE DAY**  
Revelation 19-20



**WE WILL BE PART OF THE NEW HEAVEN AND EARTH**  
Revelation 21-22



UNIT 34 | SESSION 1

## THE CHURCH MET TOGETHER

ACTS 15

### KEY PASSAGE:

Psalm 96:3

### BIG PICTURE QUESTION:

What is our mission as Christians? Our mission is to make disciples of all nations by the power of the Holy Spirit.

### CHRIST CONNECTION:

The church leaders met in Jerusalem to answer a tough question: Can a person be saved by faith alone or is something more needed? The early church agreed that because of Jesus' death and resurrection, He alone is all we need to be saved.



PRIOR TO TEACHING THE SESSION



## LEADER Bible Study

As Paul and Barnabas began seeing both Jew and Gentile lives changed by the gospel, their work in planting churches and discipling believers faced a new problem: a false gospel of works. Today's Bible passage poses two big questions: Firstly, how exactly are people saved from their sins? Secondly, aren't works an important part of our lives as believers?

The answer to the salvation question lies in Peter's address to the apostles and elders of the church in Jerusalem. Peter boldly proclaimed that both Jews and Gentiles are saved by faith in Jesus Christ. He reminded the church that God has made no distinction between how Jews are saved or how Gentiles are saved. All are saved by having their hearts cleansed by faith. (See Acts 15:9.)

Some Jewish believers followed the Pharisees and insisted that the Gentile believers should be circumcised. They thought that all believers had to follow the law of Moses, or else they could not truly be forgiven of sin. This incorrect view of Christ's atonement was a stumbling block to the new Gentile believers.

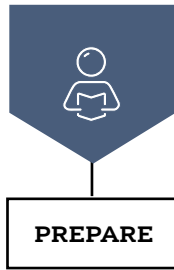
Though our good works and obedience to God's commands are evidence of His power inside us, they have never been the basis of our salvation. His gift of grace cannot be

earned by circumcision nor by keeping the law, like these believers declared to the church.

Peter and James brought up a great point: We should not make it harder for people to turn to God. Instead of adding prerequisites to a person's faith, we should pave the way of their understanding by sharing God's commands for our lives. Our obedience is not what saves us; rather, it helps us keep our eyes on the Savior who has made salvation possible.

As you prepare to teach this Bible story to kids, try to demystify the truth of the gospel: God made a way for us to be saved through faith in Jesus. We cannot earn this salvation. Rather, our good works are evidence of our faith as the Holy Spirit empowers us to obey Christ's commands.

**TERMS TO KNOW**  
**Jerusalem Council:** meeting to determine the terms on which Gentile converts to Christianity would be received into the church



PRIOR TO TEACHING THE SESSION

## GATHER Supplies

Keep a regular supply of the following items available at all times: Bibles, pens or pencils, markers, crayons, colored pencils, scissors, glue or tape, paper.



**WELCOME**

### Activity Page

- “How Are We Saved?” activity page



**LEARN**

### Introduce the Session

- countdown video

### Big Picture Question

- Big Picture Question Poster

### Review the Timeline

- Giant Timeline

### Tell the Bible Story

- “The Church Met Together” video
- Bible Story Picture Poster

### Questions from Kids

- “Unit 34, Session 1” questions from kids video

### Missions Moment

- “Send Chicago” mission video
- map of the United States

### Key Passage Activity

- Key Passage Poster
- “His Glory Among the Nations (Psalm 96:3)” song
- worship song of your choice (optional)
- dry erase board and marker



**LOVE**

### Review & Bible Skills

- Small Group Timeline and Map Set (optional)



**LIVE**

### Activity Choice (Option 1)

- “Pizza” printable, 1 per kid

### Activity Choice (Option 2)

- books of medium weight, 6–10

### Reflection and Prayer

- Bible Story Coloring Page (optional)



## WELCOME Kids

Greet each kid as he or she arrives. Use this time to collect the offering, fill out attendance sheets, build relationships, and help new kids connect to your group.

**SAY** “ Do you have a close friend that you like to do things with? What do you do with your friends? ”

### 1 ACTIVITY PAGE (5 minutes)

Invite kids to complete “How Are We Saved?” activity page.

**SAY** “ Today, we will learn that we can only be saved from our sins by faith in Jesus alone. We cannot do anything to earn our salvation. What good news! ”

### 2 SESSION STARTER (10 minutes)

#### OPTION 1: GIANT KNOT



Lead kids to form a large circle. Invite kids to step forward and hold hands with two other kids across from them. Explain that their right hand needs to hold the right hand of someone else and their left hand needs to hold the left hand of a different kid. Remind kids to keep holding hands throughout the activity. Challenge kids to work together to untangle the knot they have created. Kids will likely need to duck, bend, and twist to untangle the knot. Encourage them to keep trying and offer help as needed.

**SAY** “ Each hand that was added made the knot larger and made it much more challenging to untangle. Today, we will learn how the early church was adding new Gentile members, and much like this activity, the Jewish Christians also tried to add rules to their salvation. Let’s learn how the early church worked together to figure out if faith in Jesus alone is all that is needed for a person to be saved. ”

#### OPTION 2: DELIVER IT

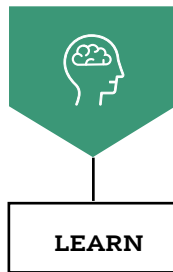
Provide each kid with a piece of paper and some markers. Invite kids to draw a picture or write a few words that communicate ways a Christian can show they love God. For example, kids may draw a picture of sharing their toys or writing words such as do not lie. Allow a few minutes for kids to draw or write. Then collect the papers, fold them up, and randomly deliver them to the kids, making sure kids don’t receive their own paper.

Lead kids to unfold the paper and read it or observe the drawing. Invite kids to share what was on their papers and how it describes ways to love God.

**SAY** “ We can show we love God in lots of ways! Today, we will learn how a man in the early church took a letter to new believers to help them understand how they could show they love God. Let’s get ready to hear how our actions don’t make us saved but are a way to show we love God. ”

Transition from **WELCOME** to **LEARN**





## THE STORY OF THE GOSPEL

# INTRODUCE the Bible Story

### 1 INTRODUCE THE SESSION (3 minutes)

Show the countdown video as you transition to introduce the Bible story. Set it to end as the session begins.

**SAY** “ Good morning! My name is [your name]. I am so thankful we can learn from the Bible together. The Bible is God’s Word and it is always true. Through the Bible we come to know God and how He has made the way for us to be saved through His Son, Jesus. Did you bring your Bible with you? Let’s take out our Bible as we get ready to hear our Bible story. [Distribute Bibles to kids who need one.]

Today, we will read a story from the New Testament in the book of Acts. In our story, we will see how the early church met together to talk about if people need to follow the law to be saved or if trusting in Jesus alone is all we need to be saved. ”

### 2 BIG PICTURE QUESTION (1 minute)

**SAY** “ We have a new big picture question. Our question is, **What is our mission as Christians?** What do you think the mission of Christians is? [Allow responses.] The answer is, **Our mission is to make disciples of all nations by the power of the Holy Spirit.**

What is a disciple? [Allow responses.] A disciple is someone who follows Jesus and obeys His commands. Christians are disciples who want to help others become disciples too. God wants people from all nations to know and follow Him! We get to participate in His mission by sharing the gospel with those around us. Today’s story helps us see how the early church desired to make disciples as they helped Gentiles, non-Jews, trust in Jesus. ”

### 3 REVIEW THE TIMELINE (1 minute)

Show the giant timeline. Point to individual Bible stories as you review.

**SAY** “ After Jesus died, He sent His apostles into the world to share the gospel with others. His twelve apostles told many people the good news and churches were started. The apostles were on mission to make disciples through the power of the Holy Spirit. They shared the good news and many people believed. But some people wanted to stop the growth of the church.

A man named Saul was someone who hurt Christians. One day, Jesus appeared to Saul on the road to Damascus and changed Saul from the inside out. Saul became a Christian who God called to become a missionary. Saul was also known as Paul. Paul told Jews and Gentiles about how they could be saved by faith in Jesus. Today, we will learn how Paul and Jesus’ followers discussed if faith in Jesus is enough for a person to be saved. ”



## THE STORY OF THE GOSPEL

# LEARN the Bible Story

### 1 TELL THE BIBLE STORY: VIDEO OR STORYTELLER (10 minutes)

Open your Bible to Acts 15. Use the Bible storytelling tips to help you tell the story, or show the Bible story video “The Church Met Together.” Use the bold text to retell or review the story.

### THE CHURCH MET TOGETHER

“ Paul and Barnabas had been sharing the gospel with many people—including Gentiles. But some people in the church began to teach that the Gentiles could not be saved unless they first followed some of the same rules the Jews followed.

Paul and Barnabas disagreed, and the church leaders decided to meet in Jerusalem to talk about whether or not the Gentiles needed to obey the law of Moses. After a long discussion, Peter stood up and said to the group, “Brothers and sisters, God chose me to tell the good news to the Gentiles. They heard the good news, and they believed. God accepted them and gave them the Holy Spirit, just as He did for us.

“Why are you trying to make them earn salvation? We know that we cannot obey God’s laws perfectly. No, we believe that the Jews and Gentiles are saved in the same way—by the grace of the Lord Jesus.”

Everyone in the group was quiet as Paul and Barnabas told them about all the things God had done through them when they were with the Gentiles. Then another apostle, James, spoke up. He pointed out that the words of the prophets showed that God wanted to save both Jews and Gentiles.

“I think we should not cause trouble for the Gentiles who have trusted in Jesus. Instead, let’s write them a letter telling them the things they should not do,” said James.

So the church leaders wrote a letter to the Gentile believers explaining some things they should not do now that they were believers.

The leaders chose Judas—who also went by the name Barsabbas (bahr SAB uhs)—and Silas to go to Antioch with Paul and Barnabas to deliver the letter. The believers in Antioch were encouraged by the letter. Judas and Silas stayed with them for a while, and then they went home. Paul and Barnabas stayed in Antioch where they taught believers and told other people the good news about Jesus.

Christ Connection: The church leaders met in Jerusalem to answer a tough question: Can a person be saved by faith alone or is something more needed? The early church agreed that because of Jesus’ death and resurrection, He alone is all we need to be saved. ”

### STORYTELLING TIPS

**Define it:** Remind kids that the word *Gentiles* means non-Jews. Discuss how the Gentiles did not have the law passed down by Moses.

**Change your voice:** Change the volume or tone of your voice to represent the different people speaking in the story.



## THE STORY OF THE GOSPEL

### 2 REVIEW THE BIBLE STORY

**SAY** “ Jewish and Gentile people were hearing the good news and trusting in Jesus. But there was a problem—the Gentile people didn’t grow up with the same rules Jewish people followed. What did some of the Jewish Christians think the Gentiles should do? [Allow responses.] They believed that Gentiles needed to follow the laws of Moses and that this would show they were saved.

Paul and Barnabas had been sharing the gospel with Gentiles, and they believed these Jewish Christians were wrong. What did the early church do to try to solve this problem? [Allow responses.] The church met together to figure out if people only needed to trust in Jesus to be saved or if people needed to also follow the laws.

Peter reminded the people that no one can obey the law perfectly. Only Jesus perfectly obeyed God and never sinned. Every person sins and disobeys God. Then James reminded the church that God had always had a plan to save both Jews and Gentiles by faith in the Messiah—Jesus.

What did the church decide after everyone spoke? [Allow responses.] The church decided that only faith in Jesus saves people from their sins. We can’t earn our salvation through the law. We must trust in Jesus and believe that His death and resurrection is enough to save us.

Paul, Barnabas, Judas, and Silas went to the Gentiles in Antioch and gave them a letter that helped teach them what they should not do now that they were Christians. Being a Christian means we live differently from the world. Through Jesus we are changed from the inside out. Only faith in Jesus saves us from our sin. ”

### 3 CHRIST CONNECTION

**SAY** “ The church leaders met in Jerusalem to answer a tough question: Can a person be saved by faith alone or is something more needed? The early church agreed that because of Jesus’ death and resurrection, He alone is all we need to be saved. ”

(Tip: Use Scripture and the Gospel Plan Poster to explain how to become a Christian. Make sure kids know when and where they can ask questions.)

### 4 QUESTIONS FROM KIDS (3 minutes)

Show the “Unit 34, Session 1” questions from kids video. Prompt kids to discuss:

1. If Jesus has the power to forgive our sins, why did He need to die on the cross to forgive our sins?
2. We do not need to work for our salvation. Why is trusting in Jesus’ death and resurrection enough?

### 5 MISSIONS MOMENT (3 minutes)

**SAY** “ Chicago is known as the Windy City, and it is famous for its baseball teams, basketball team, football team, and other sports such as hockey and soccer. It is also famous for deep-dish pizza, and its Chicago-style hot dog. Even with all its fame, less than 10 percent of the Chicago



## THE STORY OF THE GOSPEL

population is connected to a church. While there are 271 Southern Baptist churches in the Chicago metro area, that number is not enough to reach 10 million people. ”

Play the mission video. Point out that Chicago is the third largest city in the United States. **[Point to Chicago on a map of the United States.]** Describe some of the unique architecture or buildings of Chicago such as being home to the 12th tallest building in the world that is 1,450 feet and 110 stories tall. Share how the city also has many parks, beaches, museums and theaters, and famous shopping in a place called the Magnificent Mile. Emphasize that Chicago does not have easy access to churches for people to learn about Jesus. Pray that more churches will be started in Chicago. Pray for the missionaries telling people about Jesus in the Windy City.

### 6 KEY PASSAGE ACTIVITY (5 minutes)

Show the key passage poster. Lead kids in reading aloud Psalm 96:3 together.

**SAY** “ Our new key passage reminds us that we get to share God with the world. The gospel is for all people, everywhere. ”

Write the key passage on a dry erase board. Read the key passage aloud three times. Then erase two or three words and recite the key passage again. Repeat until the key passage is entirely erased.

Lead kids to sing “His Glory Among the Nations (Psalm 96:3).” You may also choose to sing a worship song of your choice.

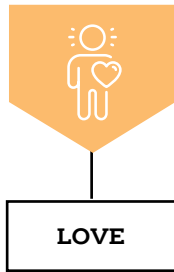
### 7 PRAY (2 minutes)

Invite kids to pray before transitioning to Love.

**SAY** “ God, we are so thankful for the gift of salvation through Jesus. Help us receive it by faith as we remember we cannot earn our salvation. Help us remember our mission as Christians: to make disciples of all nations by the power of the Holy Spirit. ”

Transition from **LEARN** to **LOVE**





## THE GOD OF THE GOSPEL

### **LOVE** God by Applying the Story

#### **1 REVIEW & BIBLE SKILLS (5 minutes)**

Distribute Bibles. Guide kids to open their Bibles to Acts 15. Remind kids that the Bible is one big story made up of smaller stories. Tell kids that the Bible has 66 books that help us understand who God is and His plan to save the world from sin. Invite kids to identify whether Acts is in the Old or New Testament.

Consider pointing out the location of Jerusalem (H4) on the New Testament Israel Map. Choose a volunteer to read aloud Acts 15:8-9 or ask the kids to follow along as you read the verses aloud.

**SAY** “ Peter reminded the Jewish believers that God didn’t see a difference between the believing Jews and Gentiles because they all were forgiven from their sins by faith in Jesus. The Jews couldn’t earn forgiveness through the law. Instead, God sees people’s faith, Jew or Gentile, and gives them the Holy Spirit as a sign that they are saved. Only people who have been saved receive the gift of the Holy Spirit.

Even though God gave the Jewish people the law, the law could never save them. God’s plan all along was to offer salvation to all people through Jesus. Anyone who trusts in Jesus is forgiven and saved from his or her sins. ”

#### **2 GROUP DISCUSSION (10 minutes)**

Ask the following questions. Lead the group to discuss.

| **SAY** “ Do we need to follow all the laws or rules of God to be saved? Why not? ”

Remind kids that the law was never meant to save people. Explain that the law shows us our sin because no one perfectly obeys it. Explain that the law is good because it shows us God’s perfect ways and helps us see our need for Jesus since we cannot save ourselves.

| **SAY** “ If the law can’t save us, can we live however we want? Why not? ”

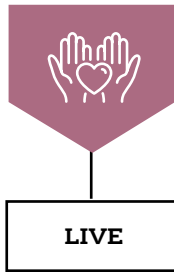
Discuss how we are saved only by faith in Jesus and that we are given the Holy Spirit who changes our hearts to want to live for God. Remind kids that the church sent Barnabas, Paul, and other believers to Antioch to help the people know that Christians live to please God. Tell kids that the Holy Spirit gives us power to walk in obedience to God.

| **SAY** “ Can we be saved by any other way than faith in Jesus? Why not? ”

Remind kids that only faith in Jesus saves us from our sin. Explain that only Jesus lived a perfect life which made His death on the cross the perfect, spotless sacrifice for our sin. Discuss how Jesus’ blood completely washes away our sin forever and that His resurrection defeated death.

Transition from **LOVE** to **LIVE**





## THE MISSION OF THE GOSPEL

### **LIVE** the Mission

#### 1 **ACTIVITY CHOICE** (10 minutes)

##### **OPTION 1: MAKE PIZZA**



Before the session, print the “Pizza” printable on cardstock for each kid. Distribute a “Pizza” printable to each kid as well as scissors and glue. Lead kids to cut out their pizza slice and the different toppings of their choice. Direct kids to glue the toppings to their pizza. On the back of the pizza, invite kids to write ways they can pray for the people of Chicago such as asking God to plant more churches for people to hear about Jesus.

**SAY** “ Chicago is known for its deep-dish pizza. But we can pray that the people of Chicago would be known for loving Jesus. The people of Chicago need to hear the good news about Jesus. Remember to pray for the people of Chicago to know Jesus and trust in Him. ”

##### **OPTION 2: WEIGHT OF THE LAW**



Prepare an object lesson by inviting one volunteer to stand at the front of the room. Provide the volunteer with three books of medium weight. Add an additional book every 5–10 seconds until the volunteer can no longer hold the books. Repeat the activity as time allows, inviting other volunteers to carry the weight of the books.

**SAY** “ The more books that were added, the harder it became to hold them up. The laws of God are like this—they are too heavy for us to bear. The law is like a giant weight that we cannot lift up because we can never be perfect. In our story, Peter reminded the church that they should not call the Gentiles to follow the law that no one can do perfectly. Adding the laws to the Gentiles would not save them but would only weigh them down. Instead, Peter shared that only faith in Jesus saves us. When we trust in Jesus, we are free from the law and given His Spirit who helps us live for Jesus. ”

#### 2 **REFLECTION AND PRAYER** (5 minutes)

Distribute a sheet of paper and pencil to each kid. Ask the kids to write about or draw a picture to answer the following questions:

- What does this story teach me about God or the gospel?
- What does this story teach me about myself?
- Who can I tell about this story?

Be sure to send the sheets home with the kids along with the activity pages so parents can continue to discuss the Bible story with their kids.

If time remains, take prayer requests or allow kids to complete the Bible story coloring page. Pray for your group.



UNIT 34 | SESSION 2

# PAUL AND SILAS STARTED CHURCHES

ACTS 15–18

## KEY PASSAGE:

Psalm 96:3

## BIG PICTURE QUESTION:

What is our mission as Christians? Our mission is to make disciples of all nations by the power of the Holy Spirit.

## CHRIST CONNECTION:

Lydia, the jailer, and many others heard the gospel and were saved. They were willing to listen and believe in Jesus. Paul and other apostles preached the same message to all people: “Believe in the Lord Jesus, and you will be saved.”



PRIOR TO TEACHING THE SESSION



## LEADER Bible Study

In today’s passages, we read how Paul began his second missionary journey, bringing Silas with him to share the good news from Philippi down to Corinth. In our last session, we saw that the salvation of the Gentiles was due to their faith alone. Today, we’re reading a step further as these two apostles began sharing Christ’s message of freedom with Gentiles from varying walks of life.

What can today’s reading teach us about the salvation found in Jesus?

One notion we keep seeing throughout these passages of Scripture is the freedom found in Jesus. Jesus sets us free from the condemnation of our sin and the reality of eternity spent separated from God.

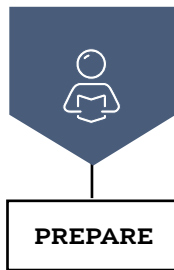
Jesus’ gift of saving faith and freedom does not come from following rules nor from meeting the criteria of the world; rather, it’s the simple act of believing in Jesus’ sacrifice on our behalf, that we would be made right before God the Father. We see from the story of Lydia, a woman of influence whose heart was opened by Paul’s words of salvation. She was a woman who had the riches of the world, yet knew she needed salvation that could only be found in Jesus. Another key figure in this passage is the jailer, a hardworking man on the verge of taking

his own life. He recognized the power and freedom of God on display inside the jail, which ignited the desire to be saved.

The missionary journeys of Paul and Silas were birthed out of their own experience of freedom found in Christ. They had been called by God, empowered by His Spirit, and sent forth to share the good news of freedom from sin found in Christ Jesus. This freedom was so profound that they risked their lives so others could hear and believe. May you believe in the power of the same God who has equipped you with the same simple message of salvation. Lead boys and girls through your faith in the risen Savior who desires that all would believe, just as the men and women in today’s story did.

### EVENTS TO KNOW

**Paul’s Second Journey:** Paul visited churches he established on his first journey. He also started new evangelistic efforts in Philippi, Thessalonica, Berea, Athens, and Corinth.



PRIOR TO TEACHING THE SESSION

## GATHER Supplies

Keep a regular supply of the following items available at all times: Bibles, pens or pencils, markers, crayons, colored pencils, scissors, glue or tape, paper.



**WELCOME**

### Activity Page

- “Seek and Find” activity page

### Session Starter (Option 1)

- dry erase board, 2
- dry erase markers, 2

### Session Starter (Option 2)

- paper plates, 2 per kid
- cups of dry beans, 1 per kid
- staplers
- hole punches
- strips of ribbon
- stickers
- music



**LEARN**

### Introduce the Session

- countdown video

### Big Picture Question

- Big Picture Question Poster

### Review the Timeline

- Giant Timeline

### Tell the Bible Story

- “Paul and Silas Started Churches” video
- Bible Story Picture Poster

### Questions from Kids

- “Unit 34, Session 2” questions from kids video

### Missions Moment

- “Send Relief Chicago” missions video

### Key Passage Activity

- Key Passage Poster
- “His Glory Among the Nations (Psalm 96:3)” song
- worship song of your choice (optional)
- notecards, 1 per kid
- highlighters, 1 per kid



**LOVE**

### Review & Bible Skills

- Small Group Timeline and Map Set (optional)



**LIVE**

### Activity Choice (Option 1)

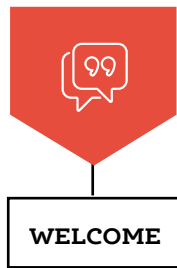
- basket or box, 1 per team
- balls, 1 per team

### Activity Choice (Option 2)

- dry erase board
- dry erase marker

### Reflection and Prayer

- Bible Story Coloring Page (optional)



## WELCOME Kids

Greet each kid as he or she arrives. Use this time to collect the offering, fill out attendance sheets, build relationships, and help new kids connect to your group.

**SAY** “If you were rescued from a dangerous situation, would you run for freedom or stay behind and help others? Why?”

### 1 ACTIVITY PAGE (5 minutes)

Invite kids to complete “Seek and Find” on the activity page.

**SAY** “The items you found in the picture can be found in our Bible story. Today, we will learn how Paul and Silas were rescued from jail but chose to stay behind and share the gospel.”

### 2 SESSION STARTER (10 minutes)

#### OPTION 1: BIBLE STORY Pictionary



Gather two dry erase boards and two dry erase markers. Form the kids into two teams and choose one kid from each team to draw on the boards first. Lead kids to draw one of the following words by whispering it to them: river, jail, chains, sword, tent, church. While kids are drawing, invite their teams to guess what is being drawn. The team receives a point when they guess correctly. Continue inviting kids to draw until all the words have been guessed. The team with the most points wins.

**SAY** “Each word you drew comes from today’s Bible story. We will learn how a woman learned about Jesus by a river, how a jailer was saved, how chains fell off Paul, and how Paul made tents and started churches. As we hear our Bible story, listen for these words to help you remember what you learn.”

#### OPTION 2: SONG OF PRAISE!

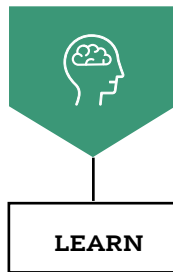
Before the session, gather materials for kids to create their own musical shaker such as paper plates, dry beans, and staplers. Provide each kid with two paper plates and a small cup of dry beans. Lead kids to place their plates on the table and decorate them with markers or stickers. Direct kids to pour their beans onto one plate. Then assist kids in stapling the second plate to the first plate. Finally, use a hole punch to create holes around the edge of the plate. Provide kids with strips of ribbon to tie through the holes.

Play some music and invite kids to shake their instruments to the music as you praise God together.

**SAY** “Praising God through songs and instruments is a way to worship Him. We can sing to God and praise Him at any time. Today, we’re going to learn how Paul and Silas sang songs and praised God even when they were in jail. Let’s get ready to learn more.”

Transition from **WELCOME** to **LEARN**





## THE STORY OF THE GOSPEL

# INTRODUCE the Bible Story

### 1 INTRODUCE THE SESSION (3 minutes)

Show the countdown video as you transition to introduce the Bible story. Set it to end as the session begins.

**SAY** “ Good morning, my name is [your name]. Today, we are going to learn more about Paul and Silas from the book of Acts. Who remembers if Acts is in the Old or New Testament? [Allow responses.] Yes, Acts is in the New Testament right after the Gospels. If you have your Bible, hold it up high. Then open your Bible and turn to Acts. [Distribute Bibles to kids who need one.]

Who knows the good news the Bible shares with us? [Allow responses.] In the Bible, God tells us how we can be saved from our sins by trusting in Jesus. Today, our Bible story teaches us how Paul shared this good news with many people. He told them, ‘Believe in the Lord Jesus and you will be saved.’ The good news of the Bible was true then, and it is true now. ”

### 2 BIG PICTURE QUESTION (1 minute)

**SAY** “ Last week, we learned our big picture question: **What is our mission as Christians?** Does anyone remember the answer? [Allow responses.] **Our mission is to make disciples of all nations by the power of the Holy Spirit.**

Jesus gave all Christians the mission to make disciples of all nations. And He sent the Holy Spirit to help us with this mission. This is not a mission we can do in our own strength or wisdom. We can only make disciples through the power of the Holy Spirit. Today, we will see how the apostle Paul obeyed the mission given by Jesus and how the Holy Spirit helped him share the gospel. ”

### 3 REVIEW THE TIMELINE (1 minute)

Show the giant timeline. Point to individual Bible stories as you review.

**SAY** “ Last week, we learned about a very important meeting in the early church. The Jewish believers met together to decide if Gentiles were saved by faith alone, or if they needed to do more. Do you remember what they agreed to? [Allow responses.] The early church leaders agreed that people are only saved by faith in Jesus. No one can earn salvation.

Paul was at the meeting, and he shared how God was saving the Gentiles. After the meeting, Paul traveled to many cities to share the gospel. Today, we will learn where Paul traveled to and who he shared the good news of Jesus with. ”



## THE STORY OF THE GOSPEL

# LEARN the Bible Story

### 1 TELL THE BIBLE STORY: VIDEO OR STORYTELLER (10 minutes)

Open your Bible to Acts 15–18. Use the Bible storytelling tips to help you tell the story, or show the Bible story video “Paul and Silas Started Churches.” Use the bold text to retell or review the story.

### PAUL AND SILAS STARTED CHURCHES

“ The good news about Jesus was spreading. **Paul and his friends Silas and Timothy** traveled together and **shared the gospel wherever God led them. At the city of Philippi, they went to the river to pray. Some women were there, and Paul started talking to them. A woman named Lydia, who sold purple cloth, was listening. Lydia was a worshiper of the one true God, and God helped her believe what Paul was saying. Lydia and everyone in her house was baptized.**

Another day, a servant girl met Paul and Silas. She had a spirit in her that allowed her to predict the future. The girl followed Paul and Silas, shouting, “These men are servants of the Most High God!” Paul finally turned and said to the spirit in her, “I command you in the name of Jesus to come out of her!” And the spirit came out right away.

Now the girl’s owners were upset because she could no longer tell the future and make money for them. They grabbed Paul and Silas and dragged them to the authorities. The officials put Paul and Silas in jail.

About midnight, Paul and Silas were praying and singing songs to God. Suddenly, an earthquake shook the jail. The doors flew open, and all the prisoners’ chains came loose. The jailer woke up and thought the prisoners had escaped, so he took out his sword and was about to kill himself.

“Don’t hurt yourself!” Paul said. “We are all here!”

The jailer was surprised that the prisoners were still there. This led him to believe in the power of God. The jailer took Paul and Silas outside. “Men, what must I do to be saved?” he asked.

They said, “Believe in the Lord Jesus and you will be saved.” The jailer and everyone in his household believed and were baptized. Later that day, Paul and Silas were set free.

Paul and Silas went to Thessalonica and told people about Jesus. Some of the people believed, but others were upset. Then Paul and Silas went to Berea. They were welcomed there until people from Thessalonica came and caused trouble for them.

Paul went to Athens and told the people about the one true God. Paul said that God wants everyone in the world to turn away from their sin and turn to Him. When the people heard about Jesus being raised from the dead, some of them

### STORYTELLING TIPS

**Active listening:** Invite kids to raise their hands when they hear the words “Believe in the Lord Jesus and you will be saved.”

**Review it:** Before you begin the Bible story, ask kids what they know about Paul. Spend some time reminding them of how Jesus saved him and called him to be a missionary.



## THE STORY OF THE GOSPEL

**laughed; however, some people believed in Jesus.**

**Then, Paul went to Corinth. He met a husband and wife named Aquila and Priscilla. They were tentmakers like Paul, so they worked together.**

Christ Connection: Lydia, the jailer, and many others heard the gospel and were saved. They were willing to listen and believe in Jesus. Paul and other apostles preached the same message to all people: “Believe in the Lord Jesus, and you will be saved.” ”

### 2 REVIEW THE BIBLE STORY

**SAY** “ Paul and Silas traveled to many cities, sharing the gospel with many different people. The story we read is known as Paul’s second missionary journey. On this journey, Paul and Silas went even further into the world so that people could hear the good news. As they traveled, the Holy Spirit helped them boldly share the good news and gave them power to get through hard times.

Who were some of the people who heard the good news about Jesus and believed in Him? **[Allow responses.]** Lydia and the jailer believed in Jesus. They were willing to listen to the good news and trust in Jesus. Were all people always happy to hear and believe the gospel? **[Allow responses.]** Though the gospel was spreading and many people believed in Jesus, some people did not like the gospel. It made them upset, and they wanted to stop Paul and Silas from sharing the good news.

Who had Paul and Silas put in jail? **[Allow responses.]** Paul and Silas ended up in jail when, through Jesus’ power, they healed the servant girl of an evil spirit. But Paul and Silas didn’t stop preaching the gospel, and even in jail, God showed His power to save when the jailer trusted in Jesus. Everyone can be saved like the jailer. All we must do is believe in the Lord Jesus and we will be saved.

**Our mission is to make disciples of all nations by the power of the Holy Spirit.** Like Paul we can tell people, ‘Believe in the Lord Jesus, and you will be saved.’ ”

### 3 CHRIST CONNECTION

**SAY** “ Lydia, the jailer, and many others heard the gospel and were saved. They were willing to listen and believe in Jesus. Paul and other apostles preached the same message to all people: ‘Believe in the Lord Jesus, and you will be saved.’ ”

(Tip: Use Scripture and the Gospel Plan Poster to explain how to become a Christian. Make sure kids know when and where they can ask questions.)

### 4 QUESTIONS FROM KIDS (3 minutes)

Show the “Unit 34, Session 2” questions from kids video. Prompt kids to discuss:

1. How does someone become a Christian?
2. Why is believing in Jesus the only way people can be saved?



## THE STORY OF THE GOSPEL

### 5 MISSIONS MOMENT (3 minutes)

**SAY** “ Send Relief is a ministry that helps with community needs such as helping people affected by natural disasters, providing support to refugees, and giving to people in difficult situations. Chicago has a Send Relief Ministry Center that focuses its help in low-income, high-need neighborhoods. The organization wants to meet the needs of the people, tell them about Jesus, and help improve the community. The Ministry Center is in an area known for violence, drugs, and other issues. The center offers counseling, youth camps and sports leagues, and care for refugees. ”

Play the missions video. Pray for more people and churches to take mission trips to help the Ministry Center’s work in Chicago and in other areas of North America. Pray for Jason and his team working in the Chicago Ministry Center.

### 6 KEY PASSAGE ACTIVITY (5 minutes)

Show the key passage poster. Lead kids in reading aloud Psalm 96:3 together.

**SAY** “ When we declare God’s glory, we are telling others about how great He is. We are so excited about who God is that we cannot keep it to ourselves! We have to tell other people just as Paul had to share Jesus with those he met. ”

Provide each kid with a notecard, pencil, and Bible. Lead kids to open their Bible to Psalm 96:3. Direct kids to copy down the key passage onto their notecard. Then provide kids with a highlighter. Invite kids to highlight, “Declare his glory” on their cards. Remind kids that we are called to declare God’s glory as we tell others about Jesus. Challenge kids to share Jesus with someone this week.

Lead kids to sing “His Glory Among the Nations (Psalm 96:3).” You may also choose to sing a worship song of your choice.

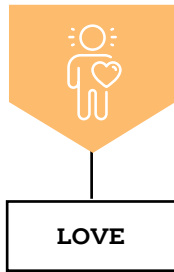
### 7 PRAY (2 minutes)

Invite kids to pray before transitioning to Love.

**SAY** “ God, You are glorious and You do wonderful things. We want to tell others about You and Your Son, Jesus. Please give us opportunities to share the gospel with those who need to hear how they can be saved through faith in Jesus. Amen. ”

Transition from **LEARN** to **LOVE**





## THE GOD OF THE GOSPEL

### **LOVE** God by Applying the Story

#### 1 REVIEW & BIBLE SKILLS (5 minutes)

Distribute Bibles and display the New Testament Mediterranean Map. Guide kids to open their Bibles to Acts 16. Remind kids that Paul was called by God to be a missionary. Tell kids that our Bible story today tells us about Paul's second missionary journey. List some of the places Paul traveled and consider pointing to them on the New Testament Mediterranean Map: Philippi (B5), Thessalonica (C5), Berea (C5), Athens (D5), Corinth (D4).

Choose a volunteer to read aloud Acts 16:13-14 or ask the kids to follow along as you read the verses aloud.

**SAY** “ Paul and Silas looked for opportunities to talk about Jesus everywhere they went. Did Lydia hear the gospel because of Paul? [Allow responses.] The Lord used Paul to share the gospel and Lydia heard the good news. While Paul was sharing about Jesus, God opened Lydia's heart to believe in Him.

As Christians, we can be on mission to make disciples through the power of the Holy Spirit by sharing about Jesus too. God has opportunities for us to meet with people just like He had an opportunity for Paul to meet with Lydia. ”

#### 2 GROUP DISCUSSION (10 minutes)

Ask the following questions. Lead the group to discuss.

| **SAY** “ Can we make people believe in Jesus? Why not? ”

Tell kids that we cannot make people believe in Jesus. Remind kids that our job is to share the good news and trust God with the results. Explain that the power to change hearts does not come from us but from God. Discuss how we can also pray for people to believe as we share the gospel.

| **SAY** “ What did Paul tell the jailer that he must do to be saved? ”

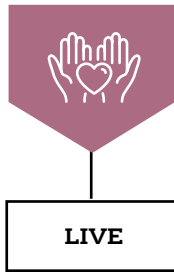
Remind kids that Paul said he must believe in the Lord Jesus and he will be saved. Discuss how this is true for every person. Tell kids that only faith in Jesus saves us from our sins.

| **SAY** “ Some of the people in Athens laughed when Paul told them Jesus was raised from the dead. What should we do if people laugh at us when we share the gospel? ”

Remind kids that Paul didn't let people laughing at him, getting beaten, or thrown in jail stop him from sharing about Jesus. Tell kids that sharing the good news may mean we face hard times, but it also means some people may hear and believe in Jesus.

Transition from **LOVE** to **LIVE**





## THE MISSION OF THE GOSPEL

### **LIVE** the Mission

#### **1** ACTIVITY CHOICE (10 minutes)

##### **OPTION 1: BASKET TOSS**



Tell kids that Chicago is home to many sports teams including basketball. Explain that they will work together to play a variation of basketball.

Depending on the size of your group, form kids into two or three teams. Lead each team to form a single file line. At the end of each line, place a basket or a box about 4 to 6 feet away. Provide the starting player at the front of each line with a ball. Explain that teams will pass the ball down the line to the last kid who will then shoot the ball into the basket. Then he will retrieve the ball, run to the start of the line where the ball will be passed down the line again, and a new kid will now shoot the ball.

**SAY** “ Basketball is a team sport where players must work together to win the game. In a similar way, the people at the Ministry Center in Chicago work together to help the people of Chicago and share the gospel so people can believe in Jesus and be saved from their sin. ”

##### **OPTION 2: BIBLE STORY REVIEW**



On a dry erase board, write the following names: Paul, Lydia, Silas, Timothy, servant girl, servant girl's owners, jailer, Priscilla and Aquila. Invite kids to review the Bible story by identifying a person with a specific action. For example, you may say “This person was healed of an evil spirit” or “He was saved in jail.” Consider providing more than one description for particular characters like Paul and Silas depending on who they interacted with in the Bible story. For a challenge, consider placing kids into teams as they compete to see who can get the most answers right.

**SAY** “ Paul, Silas, and Timothy met many different people on their missionary journeys. Many of these people believed in Jesus after they heard the gospel. Some did not. However, Paul understood that **our mission is to make disciples of all nations by the power of the Holy Spirit.** And people cannot become disciples until they hear and believe in Jesus. Paul reminds us that sharing the good news is the mission for all Christians. ”


#### **2** REFLECTION AND PRAYER (5 minutes)

Distribute a sheet of paper and pencil to each kid. Ask the kids to write about or draw a picture to answer the following questions:

- What does this story teach me about God or the gospel?
- What does this story teach me about myself?
- Who can I tell about this story?

Be sure to send the sheets home with the kids along with the activity pages so parents can continue to discuss the Bible story with their kids.

If time remains, take prayer requests or allow kids to complete the Bible story coloring page. Pray for your group.



UNIT 34 | SESSION 3

## PAUL VISITED THE CHURCHES

ACTS 18-21

### KEY PASSAGE:

Psalm 96:3

### BIG PICTURE QUESTION:

What is our mission as Christians? Our mission is to make disciples of all nations by the power of the Holy Spirit.

### CHRIST CONNECTION:

As Paul traveled on his third missionary journey, he used every opportunity to tell people the good news about Jesus and to help the church. Paul was dedicated to Jesus, who called him to do the work of sharing the gospel.



PRIOR TO TEACHING THE SESSION



## LEADER Bible Study

This session, we read of Paul’s determination to extend Christ’s invitation of faith to non-believers and to deepen the faith of those who were believers. No part of this third missionary journey proved to be easy. Still, Paul knew his purpose was to proclaim the gospel to all who would listen, testifying to the grace he’d so freely received.

What propelled Paul forward on his voyages, despite the dangers and troubles he faced? What drew others to listen to him, believing in the gospel he’d committed his life to proclaim?

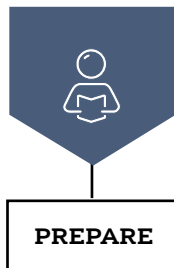
In Acts 18:9, the Lord declared to the apostle Paul in a night vision, “Don’t be afraid, but keep on speaking and don’t be silent...” These words strengthened him amidst the legal allegations he faced in Corinth and even further as he traveled throughout Asia on mission for the gospel. It was Paul’s steadfast conviction that made others hone in on the words he spoke about God’s kingdom. They listened as he gave of his time, committing months and sometimes even years of his life to growing his disciples in the faith. He taught diligently and passionately, believing that God would be faithful to open the people’s hearts toward His truth.

Paul faced opposition from idol worshipers in Ephesus, as well as from Jews who plotted against him as he began to set sail for Syria. The gospel was controversial on all sides—for all who did not believe Jesus was the only way to the one, true God. Even still, God protected Paul throughout this journey, and the missionary even declared that the value of his life could only be found in proclaiming Christ’s truth.

Though Paul ventured to so many places, met so many people, and experienced so many different cultures, it all points back to the incredible God who safely led him on this journey for the spread of the gospel. Help your kids see that we serve the same God that Paul did, and that He is worthy of our trust and obedience as we set sail on mission—near or far—so that others would know His saving love in Christ. May we, too, seize every opportunity to share His love with all who may hear.

### EVENTS TO KNOW

**Paul’s Third Journey:** Paul traveled through various regions, including Ephesus, preaching and performing miracles. He continued to spread Christianity despite opposition.



PRIOR TO TEACHING THE SESSION

## GATHER Supplies

Keep a regular supply of the following items available at all times: Bibles, pens or pencils, markers, crayons, colored pencils, scissors, glue or tape, paper.



### WELCOME

#### Activity Page

- “What’s the Way?” activity page

#### Session Starter (Option 1)

- crepe party streamers, 3

#### Session Starter (Option 2)

- poster papers, 5 or 6



### LEARN

#### Introduce the Session

- countdown video

#### Big Picture Question

- Big Picture Question Poster

#### Review the Timeline

- Giant Timeline

#### Tell the Bible Story

- “Paul Visited the Churches” video
- Bible Story Picture Poster
- New Testament Mediterranean Map (optional)

#### Questions from Kids

- “Unit 34, Session 3” questions from kids video

#### Missions Moment

- “Chicago Ministry Center Photos” printable

#### Key Passage Activity

- Key Passage Poster
- “His Glory Among the Nations (Psalm 96:3)” song
- worship song of your choice (optional)
- ball



### LOVE

#### Review & Bible Skills

- Small Group Timeline and Map Set (optional)



### LIVE

#### Activity Choice (Option 1)

- balls, 2

#### Activity Choice (Option 2)

- Big Picture Question Poster
- index cards, 32

#### Reflection and Prayer

- Bible Story Coloring Page (optional)



## WELCOME Kids

Greet each kid as he or she arrives. Use this time to collect the offering, fill out attendance sheets, build relationships, and help new kids connect to your group.

**SAY** “What do you not give up on? Maybe your family, a sport, or a school project. Why don’t you give up?”

### 1 ACTIVITY PAGE (5 minutes)

Invite kids to complete “What’s the Way?” on the activity page.

**SAY** “Paul traveled to many cities and visited churches. Everywhere he went he never gave up on telling people about Jesus.”

### 2 SESSION STARTER (10 minutes)

#### OPTION 1: FINISH THE RACE



Invite three kids to stand at the front of the room. Unroll three crepe party streamers until each is about 10 feet long. Then give one to each kid. On your start, direct kids to roll up the streamer until no overhang remains. Consider demonstrating how to do this, if needed. The first kid to finish rolling up the streamer wins. Repeat, calling on different kids to race against one another.

**SAY** “As you raced against one another, you had a job to do. You needed to finish rolling up the streamer. This reminds me of how the apostle Paul said he had to finish the job God gave him to do. Even when sharing about Jesus got hard, Paul didn’t give up. He trusted God and was ready to finish the race well. Let’s learn more about the important work of Paul.”

#### OPTION 2: TRAVELING POSTERS

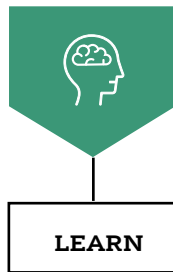
Before the session, tape five or six large poster papers to various walls of the room. Make sure they are low enough for kids to reach from the top to the bottom. Provide each kid with a marker and form kids into groups of five or six.

Tell the groups that they will be traveling together to each poster on the wall. Explain that you will give them one minute at each poster where they should draw a picture that is encouraging, shares good news, or tells about Jesus. Tell kids they can also write encouraging messages on the paper as well. Send each group to their first poster. Then after a minute, direct kids to rotate to a new poster. Repeat until each group has traveled to each poster.

**SAY** “Just as you traveled to share pictures or messages of encouragement, the apostle Paul spent time traveling to different cities and churches sharing the good news of Jesus. Today, we’ll learn more about where he traveled and what he shared.”

Transition from **WELCOME** to **LEARN**





## THE STORY OF THE GOSPEL

# INTRODUCE the Bible Story

### 1 INTRODUCE THE SESSION (3 minutes)

Show the countdown video as you transition to introduce the Bible story. Set it to end as the session begins.

**SAY** “ Good morning! My name is [your name]. For the past couple of weeks, we have been learning about how Paul and other Christians shared the gospel. They worked hard to make sure that everyone heard the good news about Jesus. The Lord was with them through His Spirit and many people heard and believed in Jesus.

Let’s take out our Bibles and get ready to learn more about Paul and his work to teach others about Jesus. Does anyone remember what book of the Bible we have been studying? [Allow responses.] Yes, the book of Acts! [Distribute Bibles to kids who need one.] ”

### 2 BIG PICTURE QUESTION (1 minute)

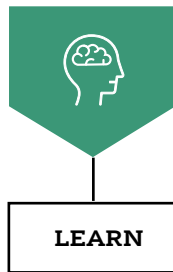
**SAY** “ Let’s say our big picture question together, **What is our mission as Christians?** Now, let’s say the answer, **Our mission is to make disciples of all nations by the power of the Holy Spirit.**

In our Bible story, we’ll be reminded that Paul made it his mission to tell everyone about Jesus. He gave his whole life to traveling and preaching. Do you think every Christian is called to tell others about Jesus? [Allow responses.] Every Christian is called to share the good news with those around them. Maybe one day God will call you to be a missionary like Paul, or maybe He will have you share Jesus with people in your hometown. **Our mission is to make disciples of all nations by the power of the Holy Spirit.** ”

### 3 REVIEW THE TIMELINE (1 minute)

Show the giant timeline. Point to individual Bible stories as you review.

**SAY** “ We have been learning how the early church was on mission to tell all people about Jesus. A few weeks ago, we learned about a very important meeting in the early church where they agreed that all people are saved by faith in Jesus. Both Jews and Gentiles need to hear the gospel and trust in Jesus to be saved. Then we learned that Paul continued the work God gave him to do. Paul was a missionary who traveled to many cities sharing the gospel. Today, we will learn about another missionary journey Paul took as he traveled to more churches. ”



## THE STORY OF THE GOSPEL

# LEARN the Bible Story

### 1 TELL THE BIBLE STORY: VIDEO OR STORYTELLER (10 minutes)

Open your Bible to Acts 18–21. Use the Bible storytelling tips to help you tell the story, or show the Bible story video “Paul Visited the Churches.” Use the bold text to retell or review the story.

### PAUL VISITED THE CHURCHES

“ Paul visited churches throughout Asia and helped the believers grow stronger in their faith. **When Paul arrived in the city of Ephesus, he met about twelve men who believed in God.** They knew about John the Baptist, **but they didn’t know about Jesus or the Holy Spirit.** So Paul told them about Jesus. The men believed and were baptized.

Paul went into the synagogue and spent three months teaching and talking about the kingdom of God. Then he spent two years discussing God’s Word with those who were interested. **God was working through Paul, doing amazing miracles.** People would carry cloths that had touched Paul to people who were sick, and those people were healed. When this happened, even more people believed in Jesus.

Now **some people in Ephesus** didn’t like what Paul was doing. They **didn’t like that Paul was teaching that there is one true God, because those people worshiped many gods.** The crowds shouted and caused trouble for Paul. When the crowds finally quieted down, **Paul met with some of Jesus’ followers. He encouraged them, and then he said goodbye and continued on his journey toward Jerusalem.**

**One night, Paul met with a group of people to eat the Lord’s Supper.** He talked to the group until midnight. **As Paul spoke, a young man named Eutychus (YOO tih kuhs) was sitting in the window. He listened to Paul talking and became very sleepy. When he fell asleep, he fell out the window—three stories down to the ground! Eutychus was dead, but Paul went to his side and put his arms around him, and Eutychus came back to life.** Paul continued talking until the morning. Then the believers took Eutychus home, and they were greatly comforted.

Now **Paul traveled back toward Ephesus.** He decided not to stop in Ephesus, but **he asked the leaders of the church there to meet him in a nearby city. Paul said to them, “I am obeying the Spirit and am going to sail to Jerusalem. I do not know what will happen to me there, but I know that trouble and jail wait for me. I do not care about my own life. The most important thing is that I finish the work Jesus gave me to do. I want to tell people the good news of God’s grace.”**

**Paul and the church leaders prayed together,** and they cried because they knew they might never see Paul again. **Then they went with him to the ship to say goodbye.**

### STORYTELLING TIPS

**Point to a map:** Use the New Testament Mediterranean Map and point to Ephesus (D7) and Jerusalem (G9) as you mention them in the story.

**Use movement:** Travel about the room as you teach about the different places Paul traveled.



## THE STORY OF THE GOSPEL

Christ Connection: As Paul traveled on his third missionary journey, he used every opportunity to tell people the good news about Jesus and to help the church. Paul was dedicated to Jesus, who called him to do the work of sharing the gospel. ”

### 2 REVIEW THE BIBLE STORY

**SAY** “ Our Bible story today taught us about the third time Paul went into the world to tell others about Jesus. Do you remember the name of one of the cities Paul traveled to? [Allow responses.] He traveled to many places and churches, but he spent the most time in the city of Ephesus. Paul was in Ephesus for over three years preaching and teaching the people about the good news of Jesus.

How did the people in Ephesus feel about Paul sharing the gospel? [Allow responses.] Some people were angry with Paul because they didn’t like his message. They didn’t want to worship the one true God. But some people listened to Paul and trusted in Jesus. Even when Paul faced trouble from others, he never gave up and continued to tell everyone about Jesus.

God used Paul to preach the good news, perform miracles, and encourage other Christians. Paul lived his life with the goal of being on mission for God. He wanted to tell as many people as possible about Jesus. Like Paul, we are called to be on mission for God. What is our mission? [Allow responses.] **Our mission is to make disciples of all nations by the power of the Holy Spirit.** ”

### 3 CHRIST CONNECTION

**SAY** “ As Paul traveled on his third missionary journey, he used every opportunity to tell people the good news about Jesus and to help the church. Paul was dedicated to Jesus, who called him to do the work of sharing the gospel. ”

(Tip: Use Scripture and the Gospel Plan Poster to explain how to become a Christian. Make sure kids know when and where they can ask questions.)

### 4 QUESTIONS FROM KIDS (3 minutes)

Show the “Unit 34, Session 3” questions from kids video. Prompt kids to discuss:

1. Should we bring our Bible to school?
2. How does sharing the gospel with unbelievers glorify God and encourage other Christians?

### 5 MISSIONS MOMENT (3 minutes)

**SAY** “ Chicago is a city with many different communities or neighborhoods. Of Chicago’s 77 neighborhoods, some are wealthy while others are very poor. ”

Display the “Chicago Ministry Center Photos” printable. Tell kids that Chicago West Bible Church prayed for a building that they could work out of to bring hope and the good news of Jesus to the area. Share that in 2020, pastors of Chicago West and Send Relief met and had the dream to start the ministry center. Explain that in 2021, Send Relief purchased the building, and Chicago West Bible Church moved into the building to help with the work of the



## THE STORY OF THE GOSPEL

Chicago Ministry Center. Explain that in the area surrounding the Chicago Ministry Center, many people speak a language other than English as their first language. Remind kids that the Ministry Center works to help people in need while telling them about Jesus. Pray for the people working through the Chicago Ministry Center to help meet the needs of the people in the community and that they would have the opportunity to tell them about Jesus.

### 6 KEY PASSAGE ACTIVITY (5 minutes)

Show the key passage poster. Lead kids in reading aloud Psalm 96:3 together.

**SAY** “ We were made to know God and tell everyone how great He is. He has done wonderful works, including sending Jesus to save those who trust in Him. We want everyone to praise Him for all He has done. ”

Gather kids into a circle. Invite the kids to recite the key passage together while they pass a ball around the circle. Whoever is holding the ball at the end of the key passage steps out of the circle. Continue until only one kid remains.

Lead kids to sing “His Glory Among the Nations (Psalm 96:3).” You may also choose to sing a worship song of your choice.

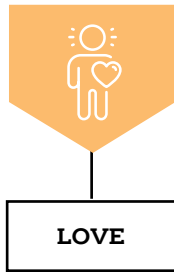
### 7 PRAY (2 minutes)

Invite kids to pray before transitioning to Love.

**SAY** “ God, You are wonderful and glorious! We are so thankful we get to learn more about You. Help us live for You and declare Your glory to others as we share about Jesus. Amen. ”

Transition from **LEARN** to **LOVE**





## THE GOD OF THE GOSPEL

# LOVE God by Applying the Story

### 1 REVIEW & BIBLE SKILLS (5 minutes)

Distribute Bibles and display the New Testament Mediterranean Map. Guide kids to open their Bibles to Acts 21. Explain that sometimes when we read the Bible we may read about places we do not know. Tell kids that it helps to have a map to show us where these places are located. Explain that in many Bibles we can find maps. Lead kids to look in their Bibles for maps. Consider pointing out the location of Ephesus (D7) on the New Testament Mediterranean Map.

Choose a volunteer to read aloud Acts 21:13 or ask the kids to follow along as you read the verse aloud.

**SAY** “ Paul knew that when he arrived in Jerusalem he would have difficulties, but he was still determined to go. More than being kept safe or having an easy time or staying with his friends, Paul wanted to live for Jesus. He was willing to be thrown in prison or die for the name of Jesus. Paul wanted his life to be all about sharing the gospel. ”

### 2 GROUP DISCUSSION (10 minutes)

Ask the following questions. Lead the group to discuss.

| **SAY** “ Why did Paul want his life to be about sharing Jesus with others? ”

Discuss how Paul was a faithful missionary who shared about Jesus even when it meant he would suffer. Share how Paul had been saved and changed from the inside out by Jesus. Explain that he knew people’s only hope of being saved from sin was to trust in Jesus.

| **SAY** “ Why shouldn’t we give up sharing the gospel even when people are mean to us? ”

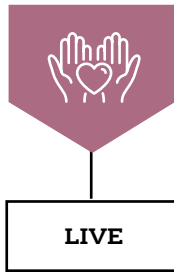
Remind kids that Paul never gave up sharing Jesus with others. Discuss how we may face hard times because of our faith, but everyone needs to hear the good news. Tell kids that God has promised to be with us and give us strength. Remind kids that we persevere in our faith, knowing we have a great reward in heaven. (Matthew 5:12)

| **SAY** “ What is our mission as Christians? ”

Remind kids of the big picture question answer: **Our mission is to make disciples of all nations by the power of the Holy Spirit.** Discuss how we are all called to tell others the good news of Jesus. Remind kids that God helps us through His Spirit by giving us words to say, showing us opportunities to share, and giving us courage to speak. Tell kids that God can use them, like He did Paul, to help friends, classmates, and family members know how Jesus can save them from their sins.

Transition from **LOVE** to **LIVE**





## THE MISSION OF THE GOSPEL

### **LIVE** the Mission

#### **1** ACTIVITY CHOICE (10 minutes)

##### **OPTION 1: PARTNER UP!**



Form kids into two teams. Tell players of each team to partner with another person on his team. Explain that partners from each team will carry a ball to one end of the room and back in different ways each round. For example, kids can carry the ball elbow to elbow, knee to knee, hand to hand, back to back, and so forth. Tell kids to pass the ball to the next pair on their team when they return. The team to have all partners complete the task first wins.

**SAY** “ It took a partnership to complete the relay, just like the Chicago Ministry Center partners with other organizations to tell people about Jesus. They work together to meet needs of the people in the community and tell them about Jesus. As the church, we work together to share the gospel with people as well. ”

##### **OPTION 2: MISSION POSSIBLE**

Before the session, write each word of the big picture answer on individual index cards. Create two sets. Form kids into two teams. Explain that kids from each team will compete against each other to flip to specific books of the Bible you call out. Tell kids that whoever finds the book first receives a card with a word from the big picture answer. Provide the first kids from each team with a Bible and call out a book such as “Matthew.” Repeat until a team has collected all of the big picture answer cards. Invite the team to read the big picture answer aloud to the group.

##### **SAY** “ **Our mission is to make disciples of all nations by the power of the Holy Spirit.**

When you come to church and learn from God’s Word, you are better prepared to know the gospel and share it with others. Knowing God’s Word and the stories of the Bible helps us tell others what we’ve learned. We can trust that the Holy Spirit will help us as we share Jesus with others. ”

#### **2** REFLECTION AND PRAYER (5 minutes)

Distribute a sheet of paper and pencil to each kid. Ask the kids to write about or draw a picture to answer the following questions:

- What does this story teach me about God or the gospel?
- What does this story teach me about myself?
- Who can I tell about this story?

Be sure to send the sheets home with the kids along with the activity pages so parents can continue to discuss the Bible story with their kids.

If time remains, take prayer requests or allow kids to complete the Bible story coloring page. Pray for your group.



UNIT 34 | SESSION 4

## WE ARE HERE TO GLORIFY GOD

ROMANS 15

### KEY PASSAGE:

Psalm 96:3

### BIG PICTURE QUESTION:

What is our mission as Christians? Our mission is to make disciples of all nations by the power of the Holy Spirit.

### CHRIST CONNECTION:

God created people to bring Him glory. When we trust in Jesus and follow Him, we bring glory to God by seeking the good of others. God calls us to share the love of Jesus with all people by telling them the good news—the gospel.



PRIOR TO TEACHING THE SESSION



## LEADER Bible Study

Romans 15 highlights Paul’s heart for sharing the gospel and seeing it permeate the hearts of all who may hear of it and grow from it. The apostle shared the light of Jesus with Christ followers in Rome, that they would lean into their purpose of glorifying God and growing in their knowledge and love for Him.

What issues were the believers in Rome fighting against? How did Paul seek to encourage them despite all these difficulties present within the church?

From this chapter, we notice that though the truth of the gospel has gone out among believers in Rome, difficulties still exist among Jesus’ people. It appears the stronger believers within the church had trouble dealing with and bearing the weaknesses of their brothers and sisters in Christ. Paul reminded the church that they were to walk alongside one another, building up and building out the kingdom of God. They needed to experience the endurance and encouragement that Jesus offers to His people, which are gifts that we, too, still need as the church today.

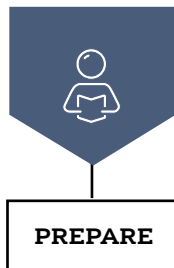
Division was still present between the Jews and Gentiles in the Roman church, as believers from opposite backgrounds found their common ground in Jesus alone.

Paul used his words carefully so that the gospel’s power would be made apparent in his interactions with them and through their interactions with one another as the body of Christ. The gospel was always meant to transcend culture and upbringing, uniting us by the power of the God who created us.

As you prepare to teach this to your kids, remember that Paul’s concern was for the readers of his letter to recognize their need for God and to live lives that bring honor to His name. May your interactions with the boys and girls in your group be so steeped in the grace and encouragement of Jesus as you lead them in the love and light of their Savior.

### DOCTRINE TO KNOW

**Mission of the Church:** to go into the world in the power of the Spirit and make disciples by proclaiming the gospel, calling people to respond in ongoing repentance and faith.



PRIOR TO TEACHING THE SESSION

## GATHER Supplies

Keep a regular supply of the following items available at all times: Bibles, pens or pencils, markers, crayons, colored pencils, scissors, glue or tape, paper.



### WELCOME

#### Activity Page

- “What Glorifies God?” activity page

#### Session Starter (Option 2)

- 6- to 10-inch strands of rope, 1 per kid
- duct tape



### LEARN

#### Introduce the Session

- countdown video

#### Big Picture Question

- Big Picture Question Poster

#### Review the Timeline

- Giant Timeline

#### Tell the Bible Story

- “We Are Here to Glorify God” video
- Bible Story Picture Poster

#### Questions from Kids

- “Unit 34, Session 4” questions from kids video

#### Missions Moment

- “My Name Is Roy” missions video

#### Key Passage Activity

- Key Passage Poster
- “His Glory Among the Nations (Psalm 96:3)” song
- worship song of your choice (optional)
- index cards, 6 per group
- beanbags, 1 per group
- painter’s tape



### LOVE

#### Review & Bible Skills

- Small Group Timeline and Map Set (optional)



### LIVE

#### Activity Choice (Option 1)

- foam door hangers, 1 per kid
- stickers
- dry erase board and marker

#### Activity Choice (Option 2)

- washable paint
- paintbrushes, 1 per kid
- wet wipes
- paper towels

#### Reflection and Prayer

- Bible Story Coloring Page (optional)



## WELCOME Kids

Greet each kid as he or she arrives. Use this time to collect the offering, fill out attendance sheets, build relationships, and help new kids connect to your group.

| **SAY** “ How do you show kindness to others? What are some ways you help others? ”

### 1 ACTIVITY PAGE (5 minutes)

Invite kids to complete “What Glorifies God?” on the activity page.

| **SAY** “ Romans 15:5-8 tells us different ways we can glorify God. Today, we will learn that God created us to bring Him glory. ”

### 2 SESSION STARTER (10 minutes)

#### OPTION 1: PULLED APART



Form kids into groups of four or six. Lead kids in each group to form a chain by linking arms. Then choose one kid from each group to face the opposite direction in the chain. Line up each group at one end of the room. Challenge groups to walk toward the other end of the room. Tell the kids facing the opposite direction to pull against their group by walking in the opposite direction.

Repeat the activity, allowing a different kid to be the “puller.” Consider assigning some groups to have no “puller” to see if they reach the other side first. Discuss how having someone pull against the group’s efforts was frustrating and made getting to the other side of the room more difficult.

| **SAY** “ When someone pulled against the group, it showed that you were not united in the same mission. Today, we will learn how Paul encouraged Christians to work together and live at peace with others—not fighting against each other. God wants His people to live in a way that shows we love one another because Jesus has changed our hearts. ”

#### OPTION 2: MADE STRONG

Before the session, cut 6–10 inch strips of twisted jute craft rope for each kid. Secure the frayed ends by wrapping them in duct tape. Provide each kid with a strip of rope and scissors. Invite kids to observe the rope and test its strength by pulling both ends at the same time to see if it breaks. Discuss different ways this rope could be used such as securing a boat to a dock, hanging a pot, or for climbing.

Then direct kids to cut the rope in half. Tell kids to observe all the many strands or fibers that have been twisted together to form the rope. Encourage kids to count as many strands as they can.

| **SAY** “ Each individual strand is not very strong on its own. However, when you twist or braid the strands together, a rope forms. Ropes are much stronger and have the ability to be used for many activities. This reminds me of the family of God. When we are united together in love for one another, we become strong. Today, we’ll learn that God is glorified when believers work together to love others and share the gospel. ”

Transition from **WELCOME** to **LEARN**





## THE STORY OF THE GOSPEL

# INTRODUCE the Bible Story

### 1 INTRODUCE THE SESSION (3 minutes)

Show the countdown video as you transition to introduce the Bible story. Set it to end as the session begins.

**SAY** “ Good morning! My name is [your name]. I’m so thankful you are here and that we can come together as a church to worship Jesus. Did you know that because other Christians were on mission to share the good news, we can now be part of this church? People like Peter, John, and Paul were faithful to share the gospel and start churches so that more churches could be started.

Let’s get our Bibles out so we can learn how we can be on mission for God too. [Distribute Bibles to kids who need one.] Today, we will learn that Paul taught Christians how they should live with one another and with people who are not Christians. Paul’s message reminds us that we are here to live in a way that glorifies God. ”

### 2 BIG PICTURE QUESTION (1 minute)

**SAY** “ As we finish reviewing our big picture question and answer, let’s have the boys ask the question: **What is our mission as Christians?** [Allow boys to ask the question.] Now, let’s have the girls say the answer: **Our mission is to make disciples of all nations by the power of the Holy Spirit.** [Allow girls to answer.]

No matter where you live, how old you are, or where you go to school, all Christians have the same mission to share the gospel and make disciples. God gives us His Spirit to help us complete this mission, and He gives us one another so we don’t have to do this mission alone. Today, we will learn how Paul taught that Christians glorify God when they are united, love one another, and share the gospel. ”

### 3 REVIEW THE TIMELINE (1 minute)

Show the giant timeline. Point to individual Bible stories as you review.

**SAY** “ The early church was growing into all parts of the world because Paul and other Christians were faithful to be on mission sharing the gospel. We learned about Paul’s first two missionary journeys and how he went to new places so both Jews and Gentiles could hear the good news about Jesus. While Paul was on his missionary journeys, he also wrote letters to different churches. Today, we will read one of the letters Paul wrote to the church in Rome and how he shared that we are here to glorify God. ”



## THE STORY OF THE GOSPEL

### LEARN the Bible Story

#### 1 TELL THE BIBLE STORY: VIDEO OR STORYTELLER (10 minutes)

Open your Bible to Romans 15. Use the Bible storytelling tips to help you tell the story, or show the Bible story video “We Are Here to Glorify God.” Use the bold text to retell or review the story.

#### WE ARE HERE TO GLORIFY GOD

“ Paul was in Corinth, making his way toward Jerusalem, when he wrote a letter to Christians in Rome. **The Christians in Rome were facing some challenges.** They had different backgrounds and came from different cultures, but they all believed in Jesus. **Paul wrote a letter to encourage and guide them.** In the letter, **Paul explained what it means to live for Jesus and how faith in Jesus should change how Christians live.**

**Paul had taught the Roman Christians how they should live with one another—as brothers and sisters in God’s family. Now he wanted to teach them about how to live among people who are not believers. Paul wrote, “We should be patient and understanding with others, helping others and not just thinking about ourselves. If you are strong, you should help those who are weak.”**

Paul said that **Christians can look to Jesus as their example. Jesus did not live to please Himself.** God’s Word was written to teach us about Jesus. It gives us hope and helps us be patient. God wants us to live in peace with one another, getting along so that we bring glory to God together. **Jesus welcomes us, so we can welcome others. Jesus came through the Jewish people to serve all people—just as God promised—so that the Gentiles would rejoice and praise Jesus.**

The Christians in Rome had been arguing, so **Paul explained that God wants His children to be united and love one another, just like Jesus loved us. Paul wrote, “May the God who gives endurance and encouragement grant you to live in harmony with one another.** When you live in this way, you bring glory to God—the Father of our Lord Jesus Christ. So we should accept one another and live in peace, for the glory of God.”

Paul wanted to visit the Christians in Rome, but he was going to go to Jerusalem first. **God had called Paul to share the good news with the Gentiles—the non-Jewish people.** “My goal is to preach the gospel to people who have never heard the name of Jesus,” he said. Then **Paul asked them to pray for him, and he left for Jerusalem.**

Christ Connection: God created people to bring Him glory. When we trust in Jesus and follow Him, we bring glory to God by seeking the good of others. God calls us to share the love of Jesus with all people by telling them the good news—the gospel. ”

#### STORYTELLING TIPS

**Give examples:** When you read actions Christians should perform such as “be patient,” “live in peace,” “welcome others,” or “serve all people” give examples for kids to better understand what this looks like. For example, “live at peace” could mean not fighting with others and choosing to not start arguments.

**Welcome kids:** Invite kids to come in closer to you as you teach how we are to welcome others. Remind kids that all people need to hear the good news.



## THE STORY OF THE GOSPEL

### 2 REVIEW THE BIBLE STORY

**SAY** “ Churches all over the world are made up of different people with different languages and backgrounds. Yet, every Christian is joined together into God’s family through Jesus. Like many strands make a rope, many believers make up the family of God. But sometimes churches don’t always agree and don’t always work together to be on mission for God. Was this a problem for the church in Rome? **[Allow responses.]** Yes, Paul wrote to the church in Rome to remind them how Christians should live because their hearts have been changed by Jesus.

Who did Paul say is our example for how we should live? **[Allow responses.]** Paul said we should follow the example of Jesus who lived to serve others. Jesus didn’t put Himself first, but loved other people by doing good to them. He fed those who were hungry. He healed those who were sick. And He gave His life so we could be forgiven of our sins. In every way Jesus lived, He glorified God.

How did Paul say we can glorify God? **[Allow responses.]** We bring glory to God by seeking the good of others. We can welcome others who are different from us, be patient and kind, and live at peace with people. Sometimes this can be hard to do. But through Jesus, we can love others just as He loved us. Jesus gives us changed hearts and the strength to do good to others. Just like Paul, we can help others and share the gospel so they can know the love of Jesus too. ”

### 3 CHRIST CONNECTION

**SAY** “ God created people to bring Him glory. When we trust in Jesus and follow Him, we bring glory to God by seeking the good of others. God calls us to share the love of Jesus with all people by telling them the good news—the gospel. ”

(Tip: Use Scripture and the Gospel Plan Poster to explain how to become a Christian. Make sure kids know when and where they can ask questions.)

### 4 QUESTIONS FROM KIDS (3 minutes)

Show the “Unit 34, Session 4” questions from kids video. Prompt kids to discuss:

1. What should you do when someone makes fun of someone else?
2. How does loving others and living at peace with others glorify God?

### 5 MISSIONS MOMENT (3 minutes)

**SAY** “ Reborn Ministries is located on the west side of Chicago. The ministry seeks to glorify God by serving the people in their community and seeking their good. They focus on helping people find ways to be healthy, gain new job skills, and tell them about Jesus. Reborn Ministries also helps kids with tutoring, mentoring, creative play, and Bible teaching. The kids enrolled in the program can participate in activities like basketball and baseball camps. They also offer summer programs for kids and in-school help programs. ”

Play the missions video. Pray for Reborn Ministries as they help meet needs in their community and tell people about Jesus.



## THE STORY OF THE GOSPEL

### 6 KEY PASSAGE ACTIVITY (5 minutes)

Before the session, write the words of the key passage on a set of six index cards. Create a set for each group of three kids. Using painter's tape, tape the index cards to floor in rows. Show the key passage poster. Lead kids in reading aloud Psalm 96:3 together.

**SAY** “A way that we love one another is by telling each other the great things that God has done. The greatest thing God has done is send His Son, Jesus, to save us from our sins.”

Form kids into groups of three and lead them to a set of key passage index cards and provide them with a beanbag. Direct each group of kids to take turns tossing the beanbag onto an index card. Tell kids to remove the index card when the beanbag lands on it. Continue until one group is the first to have all the index cards removed.

Lead kids to sing “His Glory Among the Nations (Psalm 96:3).” You may also choose to sing a worship song of your choice.

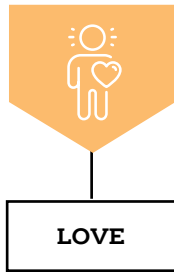
### 7 PRAY (2 minutes)

Invite kids to pray before transitioning to Love.

**SAY** “Thank You, Father, that You sent Jesus to save us and change our hearts. We want to glorify You with our lives. Help us bring You glory by seeking the good of those around us. Amen.”

Transition from **LEARN** to **LOVE**





## THE GOD OF THE GOSPEL

# LOVE God by Applying the Story

### 1 REVIEW & BIBLE SKILLS (5 minutes)

Distribute Bibles and display the New Testament Mediterranean Map. Guide kids to open their Bibles to Romans 15. Explain that the book of Romans is found in the New Testament, right after the Gospels and the book of Acts. Remind kids that the book of Romans is a letter that Paul wrote to the church in Rome. Consider pointing out the location of Rome (B1) on the New Testament Mediterranean Map.

Choose a volunteer to read aloud Romans 15:18-19 or ask the kids to follow along as you read the verses aloud.

**SAY** “ Paul wanted to glorify God with his life. Not only did Paul help others and seek their good, but he shared the gospel with people as he traveled. Paul worked hard to share the gospel, but he admits that he wouldn’t have been able to do it without Jesus and the power of the Spirit. He gave glory to God by sharing the good news, and he gave glory to God by admitting that it was God who helped him. Like Paul, we can glorify God by sharing the gospel, serving others, and depending on the Spirit to help us. ”

### 2 GROUP DISCUSSION (10 minutes)

Ask the following questions. Lead the group to discuss.

**SAY** “ How can we love others and seek their good even when it is hard? ”

Remind kids that no one loves others perfectly all the time, and we may not always agree with others. Tell kids that when we trust in Jesus, He changes our hearts so that we can love all people, even those who are different from us. Discuss how Jesus loved people who were mean to Him and that His Spirit in us gives us the power to seek the good of others.

**SAY** “ What are some ways we can seek the good of others? ”

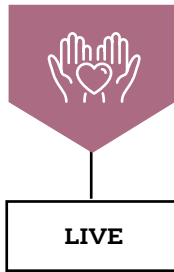
Answers will vary. Allow kids to list different ways we can serve others, love others, help others, etc. Remind kids that as we do these things we are showing others the love of Jesus and glorifying God. Remind kids that sharing the good news of Jesus shows we love others.

**SAY** “ Why does loving others glorify God? ”

Discuss how we were made to glorify God or show how great God is. Tell kids that we show others how great God is and how valuable He is to us when we obey His Word to love people made in His image. Remind kids that loving others and being selfless shows the love of Jesus in our hearts. Tell kids that putting someone’s needs above our own is what Jesus did for us and points others to Jesus’ love for them.

Transition from **LOVE** to **LIVE**





## THE MISSION OF THE GOSPEL

### LIVE the Mission

#### 1 ACTIVITY CHOICE (10 minutes)

##### OPTION 1: WELCOME!



Before the session, write *Welcome!* and *Jesus Loves You* on a dry erase board. Display the board for kids to see. Provide each kid with a foam door hanger, marker, and stickers.

Lead kids to write *Welcome!* on one side of the door hanger and *Jesus Loves You* on the other side by copying the words from the dry erase board. Invite kids to decorate their door hangers with stickers.

**SAY** “ Reborn Ministries in Chicago welcomes people in their community to receive help and to hear the good news of Jesus. We can welcome people as well. Today, we learned that Paul taught how Jesus has welcomed us into His family. We show love to others and seek their good when we welcome people and tell them about Jesus. Place your door hanger on a door at your home or gift it to a friend to show that Jesus loves all people and wants to welcome them into His family through faith in Him. ”

##### OPTION 2: HELPING HANDS



Before the session, tape a piece of poster paper to the wall and title the paper as *Helping Hands*. Provide each kid with washable paint and a paintbrush. Direct kids to paint one of their hands. Then invite a few kids at a time to press their painted hand onto the poster paper. Continue until all kids have printed their hand on the poster paper. Provide kids with a wet wipe and paper towel to clean their hands.

Lead kids to share ideas of how they can help others. Write their ideas beside the hand prints on the poster paper. Share some ideas of your own such as telling others about Jesus or offering to take out the trash at home. Discuss how all the hands are different but can all be united to help others and share the gospel.

**SAY** “ When we help others, we are doing good to them. Jesus served us and gave His life so we can be forgiven. We show others what Jesus is like when we serve them. This brings God glory. I hope you will find ways to serve others and share Jesus with them. ”

#### 2 REFLECTION AND PRAYER (5 minutes)

Distribute a sheet of paper and pencil to each kid. Ask the kids to write about or draw a picture to answer the following questions:

- What does this story teach me about God or the gospel?
- What does this story teach me about myself?
- Who can I tell about this story?

Be sure to send the sheets home with the kids along with the activity pages so parents can continue to discuss the Bible story with their kids.

If time remains, take prayer requests or allow kids to complete the Bible story coloring page. Pray for your group.



UNIT 35 | SESSION 1

## PAUL RETURNED TO JERUSALEM

ACTS 21-22

### KEY PASSAGE:

Isaiah 25:1

### BIG PICTURE QUESTION:

Why should we praise Jesus? We should praise Jesus for what He has done to provide our salvation and because He will one day make all things right.

### CHRIST CONNECTION:

Paul followed God's plan and returned to Jerusalem even though he faced danger in the city. Paul believed that God, who was faithful to raise Jesus from the dead, would help him in his troubles. We can follow God's plan to tell others about Jesus and trust God to take care of us.



PRIOR TO TEACHING THE SESSION



## LEADER Bible Study

Acts 21 and 22 serve to build out the suspense of the troubles that lay ahead for Paul in the city of Jerusalem. Not only Paul, but other disciples had likewise heard from the Holy Spirit that dangers lay ahead of him should he continue his plans for the journey. Even still, the apostle ventured on, leaning into the high stakes and emotions felt by so many of his brothers and sisters in the faith.

What led Paul to set aside the warnings he had received about all that awaited him upon his return to Jerusalem? What guiding forces ushered this apostle forward as he considered the fate in store for him?

Paul displayed an unwavering trust and abiding hope in Jesus as he counted the cost of following Him. His answer to the pleadings of Agabus and the locals was that he was ready to sacrifice everything for the name of his Lord Jesus. His conviction on the matter of going forward with his plans was so strong, in fact, that the people’s response could only be to have faith that the Lord’s will would be done. Paul didn’t care about reputation, status, or prestige—only Christ crucified and His name proclaimed to the Jews and Gentiles alike.

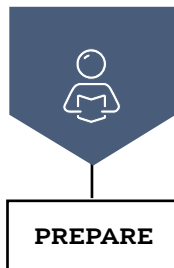
Even the apostle’s defense to the mob in Jerusalem was deeply steeped in the grace of Jesus. He sought not to simply get himself

out of trouble, but to declare the worthiness of his Lord before an audience who only wanted to see him dead. He shared with them all they had in common and the one thing that kept them distinct and separate from one another: faith in the Son of God. He was driven by a hope that they would turn to saving faith in Him, too.

Reflect on the evidence of Paul’s faith before his fellow disciples and those who were unbelievers. No one questioned his confidence in the Father, no matter the cost. Pray for the hearts of your students as you prepare to teach this session. May your faith grow and be displayed before those God has set before you. May they see and experience the worthiness of His love through your devotion and fervor for His gospel.

### TERMS TO KNOW

**Persecution:** harassment and suffering inflicted upon others for being different in their faith, world view, culture, or race. Persecution seeks to intimidate, silence, punish, or even kill people.



PRIOR TO TEACHING THE SESSION

## GATHER Supplies

Keep a regular supply of the following items available at all times: Bibles, pens or pencils, markers, crayons, colored pencils, scissors, glue or tape, paper.



### WELCOME

#### Activity Page

- “Danger!” activity page

#### Session Starter (Option 1)

- cardstock
- music

#### Session Starter (Option 2)

- scarves or bandanas, 2 per pair
- painter’s tape



### LEARN

#### Introduce the Session

- countdown video

#### Big Picture Question

- Big Picture Question Poster

#### Review the Timeline

- Giant Timeline

#### Tell the Bible Story

- “Paul Returned to Jerusalem” video
- Bible Story Picture Poster
- New Testament Mediterranean Map (optional)

#### Questions from Kids

- “Unit 35, Session 1” questions from kids video

#### Missions Moment

- “Overview of Southeast Asia” missions video

#### Key Passage Activity

- Key Passage Poster
- “I Will Exalt You (Isaiah 25:1)” song
- worship song of your choice (optional)



### LOVE

#### Review & Bible Skills

- Small Group Timeline and Map Set (optional)



### LIVE

#### Activity Choice (Option 1)

- tin can
- painter’s tape

#### Activity Choice (Option 2)

- dry erase board and marker
- past Bible Story Picture posters (optional)

#### Reflection and Prayer

- Bible Story Coloring Page (optional)



## WELCOME Kids

Greet each kid as he or she arrives. Use this time to collect the offering, fill out attendance sheets, build relationships, and help new kids connect to your group.

**SAY** “Have you ever been warned about a dangerous situation? What was it? Did you listen to the warning?”

### 1 ACTIVITY PAGE (5 minutes)

Invite kids to complete “Danger!” on the activity page.

**SAY** “Today, we will learn about a dangerous situation Paul faced as he returned to Jerusalem.”

### 2 SESSION STARTER (10 minutes)

#### OPTION 1: JOURNEY TO MUSIC



Before the session, tape one piece of cardstock to the floor and label it Jerusalem. Guide kids to form a circle, directing one kid in the circle to stand on Jerusalem. Tell kids that you will play music and that they should walk in a circle being sure to step on Jerusalem as they come to it. Explain that when the music stops, whoever is standing on Jerusalem is out. Continuing playing as time allows.

**SAY** “Just like you journeyed around the circle, the apostle Paul traveled to many cities sharing the gospel. As Paul traveled, he knew there would be challenges. But he never gave up traveling and telling people about Jesus. In today’s story, we will learn that the Holy Spirit led Paul to Jerusalem where he would face even more challenges. But God was with Paul and would help him in his troubles.”

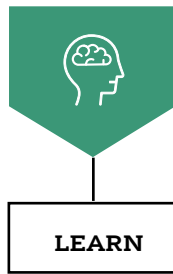
#### OPTION 2: TIED UP RACE

Pair kids up with a partner and give each pair two scarves or bandanas. Assist pairs in tying the scarves to one of their wrists and ankles. Pairs should look as if they have three legs and three arms. Place a line of painter’s tape at one end of the room. Lead three pairs of kids to line up at the opposite end of the room from the tape. Direct the pairs of kids to race to the line of tape. The first pair to cross the tape wins that round. Continue sending pairs each round until everyone has raced. Then have the winners from each round compete against one another until there is one winner overall. Consider adding a challenge to the final races such as walking backward, crawling, or walking like penguins.

**SAY** “Races can be challenging! Sometimes we might feel like giving up. The apostle Paul saw his missionary journeys as if they were a race. He experienced many challenges as he shared the gospel. In today’s story, we will see how a man even warned Paul about the challenges facing him in Jerusalem by tying up his hands and feet.”

Transition from **WELCOME** to **LEARN**





## THE STORY OF THE GOSPEL

# INTRODUCE the Bible Story

### 1 INTRODUCE THE SESSION (3 minutes)

Show the countdown video as you transition to introduce the Bible story. Set it to end as the session begins.

**SAY** “ Hi! My name is [your name], and I’m so excited to share with you good news about Jesus! We learn about Jesus by reading our Bibles. Hold up your Bible if you brought it with you today. [Distribute Bibles to kids who need one.]

The whole Bible points us to Jesus. And today’s story is no different. We will continue to learn about Paul and his mission to make sure everyone could hear the good news about Jesus. Paul was so determined to share the gospel that he was willing to go to places where he would face trouble. ”

### 2 BIG PICTURE QUESTION (1 minute)

**SAY** “ Over the next few weeks, we are going to hear more about Paul’s life and how he wanted people to know and praise Jesus. Why do you think we should praise Jesus? [Allow responses.] Our new big picture question: **Why should we praise Jesus?** The answer we’ll learn is, **We should praise Jesus for what He has done to provide our salvation and because He will one day make all things right.**

What has Jesus done to provide for our salvation? [Allow responses.] Jesus lived a perfect life, died on the cross, and rose from the dead! He did all of this so those who trust in Him will be forgiven of their sins and have eternal life with Him. He deserves all our praise! ”

### 3 REVIEW THE TIMELINE (1 minute)

Show the giant timeline. Point to individual Bible stories as you review.

**SAY** “ God sent Paul on three missionary journeys. During the years Paul traveled to different cities, he shared the gospel and started many churches. Both Jews and Gentiles heard and believed the good news about Jesus. Today, we will learn that Paul returned to Jerusalem where he was arrested. Let’s learn how Paul continued to share the gospel and trust in God even when he faced challenges. ”



## THE STORY OF THE GOSPEL

# LEARN the Bible Story

### 1 TELL THE BIBLE STORY: VIDEO OR STORYTELLER (10 minutes)

Open your Bible to Acts 21–22. Use the Bible storytelling tips to help you tell the story, or show the Bible story video “Paul Returned to Jerusalem.” Use the bold text to retell or review the story.

#### PAUL RETURNED TO JERUSALEM

“ Paul loved Jesus. He had been traveling to different places to share the good news. Paul wanted to go to Jerusalem. **As Paul traveled, he stopped and visited with Christians along the way. In the city of Caesarea, a man named Agabus visited Paul. Agabus was a prophet who spoke messages from God. Agabus asked to borrow Paul’s belt. He tied the belt around his own hands and feet. Then he said, “The Holy Spirit says, ‘This is how the Jews in Jerusalem will tie up the man who owns this belt. They will give him to the Gentiles.’”**

Paul’s friends begged him not to go to Jerusalem, but Paul said, “Don’t cry! I am not only ready to be tied up in Jerusalem, I am ready to die for the name of Jesus.”

When Paul arrived in Jerusalem, the believers there welcomed Paul, and Paul began to share what God had done among the Gentiles. **People from other nations had heard the gospel and trusted in Jesus!** The believers heard this report, and they praised God. But the leaders were worried, too. **Thousands of Jews in the city had become Christians too. That was good news, but those Jewish Christians were upset because they had heard things about Paul that weren’t true. Still, Paul didn’t let this stop him.**

One day, Paul went into the temple. **When some Jews saw him there, they yelled and caused a big commotion.** The whole city was stirred up, and **a crowd grabbed Paul and dragged him out of the temple. As the crowd was trying to kill Paul, the Roman commander in the city and his soldiers heard what was happening. They hurried to Paul to figure out what was going on.** Because the crowds were so upset, **the commander decided to take Paul somewhere safe.**

**Before he left, Paul asked to speak to the crowd.** Paul told them about his life before he met Jesus. He had been a very religious man who tried hard to follow the law. He even mistreated Christians because he thought it was the right thing to do. Then Jesus appeared to Paul on the road to Damascus and changed his life.

The people listened quietly until **Paul said that God sent him to tell the Gentiles about Jesus. This made them angry. They didn’t like the Gentiles.** They yelled at Paul and didn’t want to hear anything else.

**The soldiers took Paul indoors.** They were going to punish him, but **Paul told them he was a Roman citizen. Because of this, the soldiers had to take good care of Paul until he could have a fair trial.**

#### STORYTELLING TIPS

**Act it out:** Perform the movements and motions of the people in the story as you tell it such as traveling, tying limbs together, and pulling someone away.

**Map it:** Display the New Testament Mediterranean Map. Point out Caesarea (F9) and Jerusalem (G9) as you tell the Bible story.



## THE STORY OF THE GOSPEL

Christ Connection: Paul followed God’s plan and returned to Jerusalem even though he faced danger in the city. Paul believed that God, who was faithful to raise Jesus from the dead, would help him in his troubles. We can follow God’s plan to tell others about Jesus and trust God to take care of us. ”

### 2 REVIEW THE BIBLE STORY

**SAY** “ Paul loved Jesus. How did Paul show he loved Jesus? [Allow responses.] Paul could have listened to those who told him not to go to Jerusalem, but he didn’t. Paul was determined to follow God’s plan even when it meant he would face troubles. Do you think that was easy? [Allow responses.] We show our love for Jesus when we commit to obey no matter what difficulties lay before us. The Holy Spirit would give Paul the strength to face the dangers ahead.

When Paul first arrived in Jerusalem, the people welcomed him and even praised God for how Paul had brought the gospel to the Gentiles. However, when Paul went to the temple, the Jewish people turned against Paul. Do you remember what happened to Paul? [Allow responses.] A Jewish crowd grabbed Paul and wanted to kill him. But when Paul say that he is a Roman citizen, the soldiers get Paul to safety. His citizenship as a Roman, meant that Roman officials had to keep Paul safe even when others wanted him dead.

God had a plan for Paul’s life that even included having Paul be born as a Roman citizen. God was faithful to help Paul and protect him so that Paul could eventually go to Rome. Like Paul, we can trust God and follow Him. Because of Jesus we do not need to fear difficult times since He has made the way for us to live with God forever. ”

### 3 CHRIST CONNECTION

**SAY** “ Paul followed God’s plan and returned to Jerusalem even though he faced danger in the city. Paul believed that God, who was faithful to raise Jesus from the dead, would help him in his troubles. We can follow God’s plan to tell others about Jesus and trust God to take care of us. ”

(Tip: Use Scripture and the Gospel Plan Poster to explain how to become a Christian. Make sure kids know when and where they can ask questions.)

### 4 QUESTIONS FROM KIDS (3 minutes)

Show the “Unit 35, Session 1” questions from kids video. Prompt kids to discuss:

1. Why does life get harder after you get saved? Shouldn’t it get easier?
2. How is God faithful to help us in our troubles?

### 5 MISSIONS MOMENT (3 minutes)

**SAY** “ Countries such as Thailand, Cambodia, Vietnam, Philippines, Indonesia, and others make up what is referred to as Southeast Asia. There are many people living in these areas who have not heard about Jesus. ”

Play the missions video. Tell kids that Ben Murray and his wife, Jessica, are missionaries in



## THE STORY OF THE GOSPEL

Southeast Asia. Tell kids that many of the languages spoken in the area where the Murrays serve don't have a written language. Share how it can be challenging to learn the language or create resources to teach the people about Jesus. Tell kids that Ben wanted to find a solution to this challenge. Explain that he helped build a recording studio at a community center run by people who believed in Jesus. Tell kids that the studio has been helpful in recording Bible stories and worship songs to share the gospel with the people group who previously had no known resources about Jesus in their language. Pray, asking God to continue providing ways for the people in this town of Southeast Asia to hear about Jesus even when challenges arise.

### 6 KEY PASSAGE ACTIVITY (5 minutes)

Show the key passage poster. Lead kids in reading aloud Isaiah 25:1 together.

**SAY** “ Our key passage reminds us that the Lord is faithful and has already done so much for us. We should exalt and praise Him! ”

Lead kids in slowly reading the key passage as you point to each word on the key passage poster. Take time to invite kids to share Bible stories they have learned that describe God's wonders. Share how God's plans will never fail, and we can trust Him.

Lead kids to sing “I Will Exalt You (Isaiah 25:1).” You may also choose to sing a worship song of your choice.

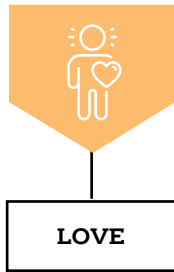
### 7 PRAY (2 minutes)

Invite kids to pray before transitioning to Love.

**SAY** “ God, thank You for Your faithfulness to Your people. Help me praise You and exalt You, even when times are hard, and to make Jesus known wherever I go. Amen. ”

Transition from **LEARN** to **LOVE**





## THE GOD OF THE GOSPEL

# LOVE God by Applying the Story

### 1 REVIEW & BIBLE SKILLS (5 minutes)

Distribute Bibles and display the New Testament Mediterranean Map. Guide kids to open their Bibles to Acts 21. Remind kids that the chapter numbers of each book in the Bible are the larger numbers and the verses are the smaller numbers. Lead kids to find Acts 21:13.

Consider pointing out the location of the city of Caesarea (F9) on the New Testament Mediterranean Map. Choose a volunteer to read aloud Acts 22:8 or ask the kids to follow along as you read the verse aloud.

**SAY** “ Paul was once someone who hurt Christians. But Jesus changed Paul’s life. After Paul met Jesus, he wanted to follow Jesus and praise Him more than anything. He followed God’s plan for his life, no matter the cost.

God used Paul to lead many to the Lord and to encourage the early church. God can use each of us to be His witnesses and point others to Jesus. We can trust that God’s plan is always good and that He will care for us as we follow Him. ”

### 2 GROUP DISCUSSION (10 minutes)

Ask the following questions. Lead the group to discuss.

| **SAY** “ Why did Paul not allow his friends to change his mind about going to Jerusalem? ”

Guide kids to think about the fact that Paul wanted to obey God no matter the cost. Discuss how God’s plans for our lives are better than all the comfort and ease we may want. Remind kids that God had promised He would be with Paul no matter the trouble he faced.

| **SAY** “ Is following Jesus always easy? Why not? ”

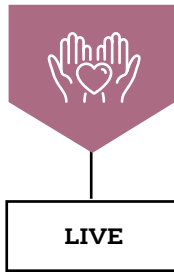
Discuss how God never promised following Jesus would be easy. Tell kids that Jesus even said the world will hate those who love Him. Remind kids of all the hardships Jesus endured to save us from sin. Encourage kids to remember that following Jesus is always worth any hardship because we have a greater joy in knowing Him. Discuss how a difficulty on earth is so small compared to the joy we’ll have with Jesus forever.

| **SAY** “ How does God help us when we face difficult times? ”

Tell kids that, like Paul, God promises to be with us and give us help. Discuss how He has given us the Holy Spirit who gives us strength, comforts us, and reminds us of God’s promises. Discuss how, like Paul, God also gives us other believers who encourage us and pray for us. Invite kids to share how God has helped them through a difficult time. Then praise Him for His goodness!

Transition from **LOVE** to **LIVE**





## THE MISSION OF THE GOSPEL

### **LIVE** the Mission

#### 1 **ACTIVITY CHOICE** (10 minutes)

##### **OPTION 1: KNOCK IT DOWN**



Explain that a popular kids' game in the Philippines is called Tumbang Preso which means "knock the prisoner down." Lead kids to play the game by choosing one kid to be It. Place a tin can next to It. Then place a line of painter's tape on the floor and direct the remaining kids to stand behind the line. Tell kids that they must take off one shoe and throw it at the tin can, trying to knock it down with their shoe. Once the can is knocked down, kids must run to get their shoe, without getting tagged by It, and cross back over the line. Explain that It first has to stand up the tin can before trying to tag someone to become the next It. If all the kids miss the can, then It will tap the can three times, and can tag any kid as they get their shoe. Play as time allows.

**SAY** "Many kids in the Philippines who play this game have not heard or don't know about Jesus. But thankfully, missionaries like the Murrays have followed God's plan to tell them about Jesus. We can follow God's plan and tell others about Jesus too."

##### **OPTION 2: COMPARE PAUL AND JESUS**



Create two columns on a dry erase board and label one Paul and the other Jesus. Encourage kids to name things that Jesus did and suffered to make God known to people. Then invite kids to name things that Paul did and suffered to make Jesus known to people. Compare the lists. If kids have trouble, offer your own examples. For example, you may say "Jesus healed people" and "Paul healed people." Or "Jesus was beaten" and "Paul was beaten." Consider using past Bible Story Picture posters to help kids think of examples.

**SAY** "Jesus preached the good news and suffered while He was on earth, but He knew that God had a bigger plan for Him. Paul lived a lot like Jesus. He wasn't perfect like Jesus, but he followed God's plan to share the gospel no matter what hard times he faced. We too will experience joys and struggles in our life, but just like Jesus and Paul, we are not alone. God is with us through His Spirit to help us follow His plan and share the gospel."

#### 2 **REFLECTION AND PRAYER** (5 minutes)

Distribute a sheet of paper and pencil to each kid. Ask the kids to write about or draw a picture to answer the following questions:

- What does this story teach me about God or the gospel?
- What does this story teach me about myself?
- Who can I tell about this story?

Be sure to send the sheets home with the kids along with the activity pages so parents can continue to discuss the Bible story with their kids.

If time remains, take prayer requests or allow kids to complete the Bible story coloring page. Pray for your group.



UNIT 35 | SESSION 2

## PAUL WAS ON TRIAL

ACTS 22-23

### KEY PASSAGE:

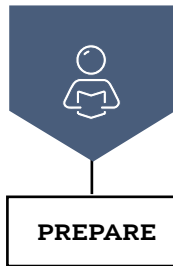
Isaiah 25:1

### BIG PICTURE QUESTION:

Why should we praise Jesus? We should praise Jesus for what He has done to provide our salvation and because He will one day make all things right.

### CHRIST CONNECTION:

Paul trusted God and believed that God, who showed His love for the world by sending His Son to die on the cross and rise again, would use the danger Paul faced to get Paul to Rome. We too can risk everything to share the gospel with courage because we know that God loves us and will care for us.



PRIOR TO TEACHING THE SESSION



## LEADER Bible Study

In Acts 22–23, Paul must persevere with his trust in Jesus as he faces the dangers prophesied for him in Jerusalem head-on. Though the Jews planned evil against him, God planned it for good, to bring about the message of salvation to those who were waiting to hear it in Rome.

What was the basis of the Jews’ argument and plot against Paul? How do we see the Lord fulfilling the promises He made to his apostle throughout this passage?

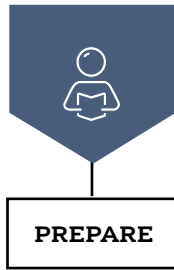
In our previous session, we learned that the Jews in Jerusalem were angry with Paul for proclaiming a gospel that seemed to make light of Moses’ teachings and law. Additionally, the Jews speculated that he had even allowed Greeks into the temple, thus defiling their holy place. They held the baseless belief that Paul was leading their people further from their long-held views of God and His salvation.

While Paul had been sent back to the barracks to be kept safe from the mob overnight, the Lord drew near to him and called for him to have courage. Just as Paul had preached the good news of the gospel in Jerusalem, so, too, was he commissioned to do the same in Rome. All Paul could do was faithfully trust the God who had brought him thus far.

Reflect on the perseverance of Paul despite all the false allegations, mistreatment, and injustice he faced in today’s passage. Through it all, he remained steadfast, steadied by his trust in the God who conquered death and gave him nothing to fear. Pray for the boys and girls in your group, that they, too, would experience the comfort that comes with entrusting all we are to the God who reigns.

### TERMS TO KNOW

**Sanhedrin:** the highest Jewish council in the first century. The council had 71 members and was presided over by the high priest.



PRIOR TO TEACHING THE SESSION

## GATHER Supplies

Keep a regular supply of the following items available at all times: Bibles, pens or pencils, markers, crayons, colored pencils, scissors, glue or tape, paper.



### WELCOME

#### Activity Page

- “Color to Reveal” activity page

#### Session Starter (Option 2)

- cardstock, 1 per kid
- watercolor paint, 1 per kid
- bowls of water, 1 per table
- paintbrushes, 1 per kid



### LEARN

#### Introduce the Session

- countdown video

#### Big Picture Question

- Big Picture Question Poster

#### Review the Timeline

- Giant Timeline

#### Tell the Bible Story

- “Paul Was on Trial” video
- Bible Story Picture Poster

#### Questions from Kids

- “Unit 35, Session 2” questions from kids video

#### Missions Moment

- “Ethan Chase and Southeast Asia Photos” printable

#### Key Passage Activity

- Key Passage Poster
- “I Will Exalt You (Isaiah 25:1)” song
- worship song of your choice (optional)



### LOVE

#### Review & Bible Skills

- Small Group Timeline and Map Set (optional)



### LIVE

#### Activity Choice (Option 1)

- “Gospel Booklet” printables, 1 per kid

#### Activity Choice (Option 2)

- 3 feet long ropes, 2

#### Reflection and Prayer

- Bible Story Coloring Page (optional)



## WELCOME Kids

Greet each kid as he or she arrives. Use this time to collect the offering, fill out attendance sheets, build relationships, and help new kids connect to your group.

| **SAY** “ Who is the bravest person you know? How does he or she show bravery or courage? ”

### 1 ACTIVITY PAGE (5 minutes)

Invite kids to complete “Color to Reveal” on the activity page.

| **SAY** “ Today, we will learn how Paul was in a scary situation, but God was with Paul. God told Paul to have courage! ”

### 2 SESSION STARTER (10 minutes)

#### OPTION 1: GET TO SAFETY!



Lead kids to sit in a large circle. Secretly choose one kid to be It by asking kids to all close their eyes while you tap one kid on the shoulder. Direct kids to open their eyes. Tell kids that when you clap your hands, they must all run to a corner of the room without getting tagged by It. Explain that they won't know who It is so they must hurry to a corner. Kids who are tagged are out. Play again, secretly choosing another kid to be It.

| **SAY** “ Were you a little worried about getting tagged when you didn't know who would tag you? [Allow responses.] Today, we will learn how some Jewish leaders made a secret plan to kill Paul. They didn't want the Roman soldiers to know about it and protect Paul. But God knows all things. Let's get ready to learn how God kept Paul safe. ”

#### OPTION 2: TRUST GOD ART

Before the session, write the message You can trust God! on pieces of white cardstock with a white crayon. Prepare enough for each kid to have one. Distribute a cardstock to each kid, watercolor paint, water, and a paintbrush. Lead kids to paint the cardstock with all the different paint colors. Once kids realize there is a hidden message, encourage them to finish painting to reveal all of it.

| **SAY** “ What was the hidden message you found? [Allow a volunteer to respond.] In today's story, we will continue to learn more about Paul. One truth we can all learn from his life is that we can trust God. Even in dangerous times or when we may feel alone, we can trust God and know He is with us. ”

Transition from **WELCOME** to **LEARN**





## THE STORY OF THE GOSPEL

# INTRODUCE the Bible Story

### 1 INTRODUCE THE SESSION (3 minutes)

Show the countdown video as you transition to introduce the Bible story. Set it to end as the session begins.

**SAY** “ Hello, everyone! My name is [your name], and I am so glad you are here! I can’t wait to learn more from God’s Word with you today. If you brought a Bible, can you take it out? [Distribute Bibles to kids who need one.]

Our Bible story today tells us more about the life of Paul and the dangers he faced as he shared the gospel. The word *gospel* means good news. But not everyone wanted to hear the good news about Jesus. We’ll learn how even when Paul was faced with angry Jewish leaders, Paul continued to tell people about Jesus. ”

### 2 BIG PICTURE QUESTION (1 minute)

**SAY** “ Do you remember our big picture question? [Allow responses.] **Why should we praise Jesus?** Repeat the answer after me: **We should praise Jesus for what He has done to provide our salvation and because He will one day make all things right.**

We may not always feel like praising Jesus. But how we feel shouldn’t be the boss of what we do. When we feel sad, we can tell God how we feel. He understands. And we can also praise Jesus because He has promised that one day all things will be made right. Even when Paul was going through hard times, he still praised Jesus and remembered that because of what Jesus has done, one day everything sad will go away forever. ”

### 3 REVIEW THE TIMELINE (1 minute)

Show the giant timeline. Point to individual Bible stories as you review.

**SAY** “ Let’s take a moment to remember the different events in the life of Paul. First, Paul was a Pharisee who hurt Christians and put them in jail. But then, Paul had an amazing encounter with Jesus on the road to Damascus. What happened to Paul when he met Jesus? [Allow responses.] Paul was saved and became a Christian! Next, God called Paul to become a missionary. We learned about Paul’s missionary journeys and how he told Jews and Gentiles about Jesus. During his missionary travels, he also started many churches. Last week, we saw how Paul traveled back to Jerusalem and was arrested. Today, we’ll see what happened to Paul as he was on trial. ”



## THE STORY OF THE GOSPEL

### LEARN the Bible Story

#### 1 TELL THE BIBLE STORY: VIDEO OR STORYTELLER (10 minutes)

Open your Bible to Acts 22–23. Use the Bible storytelling tips to help you tell the story, or show the Bible story video “Paul Was on Trial.” Use the bold text to retell or review the story.

#### PAUL WAS ON TRIAL

“**Paul was in danger.** After traveling from city to city, telling people about Jesus, **he had nearly been killed in Jerusalem by an angry crowd. A Roman commander and his soldiers stepped in and rescued Paul.** They took Paul to a safe place.

The next day, **the Romans brought Paul to a powerful group of Jewish priests and other leaders.** These Jewish leaders wanted to know **why Paul was causing problems.**

**Paul was wise and had a plan. He knew that some of the leaders were Pharisees, and others were Sadducees.** Pharisees were religious leaders who taught the law. Sadducees were wealthy religious leaders in charge of the temple. **Each group believed different things, so Paul knew what to say to make them argue with each other.**

**Paul** looked straight at the men and **said, “I am a Pharisee! I have always tried to do what God wants me to do. I am here because I believe in the resurrection of the dead!”** Paul’s words made the Pharisees happy because they too believed in the resurrection.

**But the Sadducees didn’t agree with what Paul said. Soon, the room was filled with loud arguing between the Pharisees and Sadducees.** This made **the Roman commander** nervous. He was afraid Paul would be hurt in all the commotion, so he **ordered his soldiers to take Paul away to a safe place.**

**That night, the Lord came to Paul. “Have courage!” He said to Paul. “You told about Me in Jerusalem. I want you to tell about Me in Rome, too.”**

In the morning, **a group of Jews got together and made a plan to kill Paul.** They promised to not eat or drink until Paul was dead. These men told the Jewish leaders about their plan.

**But Paul’s nephew overheard their conversation. He hurried to tell Paul everything, and Paul sent him to tell this important information to the commander.**

**The commander understood that Paul was in great danger.** He ordered his soldiers to get ready to travel. They brought a horse for Paul to ride on. Then, **in the middle of the night, the soldiers secretly took Paul away to Caesarea (cess uh REE uh), where he would be safe.**

#### STORYTELLING TIPS

**Listen for:** Guide kids to listen for different people’s names and titles for groups of people. Ask kids to keep count by holding up their fingers each time they hear a new one.

**Read the situation:** Lead kids to give a thumbs up when things are well and thumbs down when things are not going well.



## THE STORY OF THE GOSPEL

Christ Connection: Paul trusted God and believed that God, who showed His love for the world by sending His Son to die on the cross and rise again, would use the danger Paul faced to get Paul to Rome. We too can risk everything to share the gospel with courage because we know that God loves us and will care for us. ”

### 2 REVIEW THE BIBLE STORY

**SAY** “ Paul often found himself in dangerous situations because he was not afraid to share the good news about Jesus with others. But even when Paul was in danger, he trusted that God would help him. God did help Paul. As Paul stood before the Jewish leaders, God gave him the wisdom to know what to say.

What did Paul say that made the Jewish leaders argue among themselves? [Allow responses.] Paul brought up the resurrection of the dead, which he knew the Pharisees and Sadducees did not agree on. God used this argument to lead the Roman commander to get Paul to safety. As a Roman citizen, Paul was protected by the Romans. But ultimately, God was faithful to help and protect Paul.

Later that night, God spoke to Paul. Do you remember what God told Paul? What did He say? [Allow responses.] The Lord told Paul to have courage and continue to tell people about Jesus in Rome. God was working out all the details so that Paul could continue the missionary journey God had called him to. God was preparing the way and was in control even when the Jewish leaders made a secret plan to kill Paul. God cared for Paul and helped Paul escape the evil plan of the Jewish leaders.

God cares for each of us as well. While we may not end up in the same situation as Paul, we can trust that God loves us. God’s love for us should give us courage to share the gospel, trusting that He will be with us just like he was with Paul. ”

### 3 CHRIST CONNECTION

**SAY** “ Paul trusted God and believed that God, who showed His love for the world by sending His Son to die on the cross and rise again, would use the danger Paul faced to get Paul to Rome. We too can risk everything to share the gospel with courage because we know that God loves us and will care for us. ”

(Tip: Use Scripture and the Gospel Plan Poster to explain how to become a Christian. Make sure kids know when and where they can ask questions.)

### 4 QUESTIONS FROM KIDS (3 minutes)

Show the “Unit 35, Session 2” questions from kids video. Prompt kids to discuss:

1. How do you show the love of Jesus when you are surrounded by sinful people?
2. How does our faith in Jesus help us not fear the sinful actions of others?



## THE STORY OF THE GOSPEL

### 5 MISSIONS MOMENT (3 minutes)

Display the “Ethan Chase and Southeast Asia Photos” as you tell the kids about Ethan Chase and Southeast Asia. Tell kids that over 600 unreached people groups do not know about Jesus in Southeast Asia. Explain that missionaries like Ethan Chase want to share the good news of Jesus with these people groups. Tell kids that Ethan and his team prayerwalk, bicycle, kayak, and motorbike to take resources about Jesus to people in Southeast Asian communities.

**SAY** “ One time a 10-year-old girl, named Mai, found a plastic bag dangling from a tree. Mai found printed materials about Jesus in the bag. Her father told her to throw all the materials away. Mai threw away all the materials, except one book. She put the book under her pillow and read it over the next few years. A few years later, Mai’s neighbor started a church in the rural village. Mai was now a teenager, and she began attending the church and learned more about the Bible.

After many years, Mai became a Christian. Her church helped her go to college, and she became a teacher. Mai told Ethan her story. Ethan realized that the book she kept had been left by a prayerwalking team he sent out. Ethan says that is just one example of how God is at work in unexpected ways in Southeast Asia. Pray for the missionaries to continue finding creative ways to tell people about Jesus.”

Close in prayer, asking God to help the missionaries continue finding creative ways to tell people about Jesus.

### 6 KEY PASSAGE ACTIVITY (5 minutes)

Show the key passage poster. Lead kids in reading aloud Isaiah 25:1 together.

**SAY** “ The Lord is faithful and has done so much for us! We should exalt and praise Him. ”

Form kids into two groups. Lead kids in a “call and response” activity where one group says the first half of the verse and the other group responds with the second half of the verse. Invite kids to call and respond in different voices or volumes each time.

Lead kids to sing “I Will Exalt You (Isaiah 25:1).” You may also choose to sing a worship song of your choice.

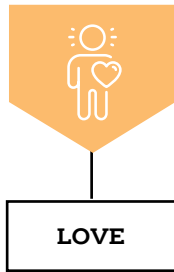
### 7 PRAY (2 minutes)

Invite kids to pray before transitioning to Love.

**SAY** “ God, thank You for always being with us and for the protection we find in You. May we have courage to share about Jesus with those we meet. Amen. ”

Transition from **LEARN** to **LOVE**





## THE GOD OF THE GOSPEL

### **LOVE** God by Applying the Story

#### 1 REVIEW & BIBLE SKILLS (5 minutes)

Distribute Bibles and display the New Testament Mediterranean Map. Guide kids to open their Bibles to Acts 23. Build Biblical literacy skills by helping kids understand how Acts fits within all of Scripture. Tell kids that Acts follows the Gospels and tells us how Jesus' kingdom grew on the earth through the power of His Spirit at work in His followers.

Consider pointing out the location of Jerusalem (G9) on the New Testament Mediterranean Map. Choose a volunteer to read aloud Acts 23:27 or ask the kids to follow along as you read the verse aloud.

**SAY** “ God had a plan for Paul to get to Rome. Even when the Jews made a plan to kill Paul, God made a way for the Roman commander to hear about this secret plan. God rescued Paul through the Roman commander.

God made a way to rescue us as well. All people need to be rescued from their sin. God sent Jesus to die on the cross and raise back to life so that all who trust in Him will be saved. We can trust that, just as God loved us enough to save us from our sin, He will continue to take care of us. ”

#### 2 GROUP DISCUSSION (10 minutes)

Ask the following questions. Lead the group to discuss.

**SAY** “ When have you needed to have courage? How can you have courage to share the gospel? ”

Answers will vary. Discuss how we all have times in our lives when we need to show courage. Explain that we might show courage when we stand up for what is right or when we help someone even if it costs us something. Tell kids that the Holy Spirit will help us have courage just as He helped Paul.

**SAY** “ Paul trusted that God would help him even when it was scary. Tell me about a time you have trusted God. ”

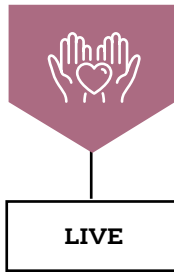
Answers will vary. Tell kids that the Christian life is all about trusting God all the time. Discuss how we trust in Jesus for salvation and how we trust the Holy Spirit to guide us. Help kids understand that trusting in God means we believe in who He says He is and what He has promised.

**SAY** “ God has shown how much He loves us through His Son, Jesus. How can we share the love of God with others ? ”

Answers will vary. Remind kids that Paul was not afraid to share the gospel and to help others. Discuss how we can have courage like Paul to share our faith, knowing that Jesus is the only way to be saved.

Transition from **LOVE** to **LIVE**





## THE MISSION OF THE GOSPEL

### **LIVE** the Mission

#### 1 **ACTIVITY CHOICE** (10 minutes)

##### **OPTION 1: GOSPEL BOOKLET**



Remind kids that Mai found a book that helped her learn about Jesus. Invite kids to create their own booklet that they can share with someone who needs to hear about Jesus. Provide each kid with a printed copy of the “Gospel Booklet” printable. Lead kids to color in the gospel icons on each page. Then guide kids to the Prayer page and encourage them to write a short prayer for someone who needs to hear the good news. Invite kids to decorate the back cover with pictures or include a Bible verse for kids to copy on the page.

**SAY** “ Your Gospel Booklets can be a tool to help you share the good news of Jesus with others. Think about who you know that needs to hear the gospel. Then give them the booklet and pray they will trust in Jesus. We can be bold like Paul and share Jesus with others. ”

##### **OPTION 2: TAKE THE RISK**



Direct kids to stand in a single file line. Place two pieces of 3 feet long rope parallel to the line of kids. Separate the ropes by about a foot. Invite each kid to “take the risk” and jump across both ropes. Once all kids have taken a turn, move the ropes further apart by another foot. Encourage kids to continue to try to jump across both ropes. Continue making the gap wider each round, until no one is able to successfully jump across both ropes.

**SAY** “ You were willing to ‘take the risk’ each time you tried to jump across the ropes. Even when they were very far apart, you were willing to accept the challenge. Today, we learned that Paul trusted God and risked everything to tell others about Jesus. You can live with full confidence in God and be willing to share Jesus with others. He is people’s only hope to be saved from sin. ”

#### 2 **REFLECTION AND PRAYER** (5 minutes)

Distribute a sheet of paper and pencil to each kid. Ask the kids to write about or draw a picture to answer the following questions:

- What does this story teach me about God or the gospel?
- What does this story teach me about myself?
- Who can I tell about this story?

Be sure to send the sheets home with the kids along with the activity pages so parents can continue to discuss the Bible story with their kids.

If time remains, take prayer requests or allow kids to complete the Bible story coloring page. Pray for your group.



UNIT 35 | SESSION 3

## PAUL WAS SENT TO ROME

ACTS 24-26

### KEY PASSAGE:

Isaiah 25:1

### BIG PICTURE QUESTION:

Why should we praise Jesus? We should praise Jesus for what He has done to provide our salvation and because He will one day make all things right.

### CHRIST CONNECTION:

God chose Paul to take the gospel to Gentiles, kings, and the Israelites. Paul met with people again and again to tell the good news about Jesus. He wanted everyone to believe that Jesus is Lord. Because Jesus has the power to save people from sin, Paul was willing to do whatever it took to share the gospel.



PRIOR TO TEACHING THE SESSION



## LEADER Bible Study

The story of Paul’s time in Caesarea seemed to be long, drawn out, and hopeless. Even still, the apostle was not without hope as God continued to direct his steps, allowing him to proclaim the good news of Jesus before the governor and king—just as Jesus prophesied of His followers in Matthew 10:18.

How does Paul establish the credibility of his faith in Jesus here at his tribunal? What does he declare to be his hope, even now as a prisoner under the threat of death by his own people?

Paul spent much of this time laying out his testimony, beginning with his blamelessness through the lens of the Jewish law, as well as his continued worship of the same God as his Jewish ancestors. As he stood before King Agrippa and Queen Bernice, the military commanders, and prominent men of the city, he laid out the hope of God’s people since the beginning and how Jesus’ life, death, and resurrection served as the fulfillment of their long-awaited grand hope.

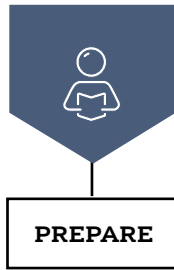
It seemed apparent to the king that, after years of incarceration, this prisoner had finally received an opportunity to defend his freedom before these great men of power. However, rather than deflecting from his intended message for the sake of his freedom, Paul chose to extend a gospel

presentation. The king asked if he was really going to present the case of Christ so easily, and Paul’s response was that he desired all those individuals present before him to receive the same gift of salvation that applies to all—no matter their worldly status.

Paul never wavered in his boasting of Christ and His resurrection, nor did he allow the terrible circumstances of his imprisonment to color his belief in the worthiness of his Lord. Consider the faith this man had in believing Jesus’ promises amidst his hardship. How can you shine that same light as you teach of Paul’s courage and perseverance in his eternal hope in Jesus? Teach the boys and girls in your group about the boldness of Paul in response to the faithfulness of Jesus.

### PEOPLE TO KNOW

**Festus: the successor of Felix as procurator of Judea (Acts 24:27). He assumed this office at Nero’s appointment in A.D. 60. He held it until his death in A.D. 62**



PRIOR TO TEACHING THE SESSION

## GATHER Supplies

Keep a regular supply of the following items available at all times: Bibles, pens or pencils, markers, crayons, colored pencils, scissors, glue or tape, paper.



### WELCOME

#### Activity Page

- “What’s Different?” activity page

#### Session Starter (Option 2)

- plastic wrap
- bag of candies



### LEARN

#### Introduce the Session

- countdown video

#### Big Picture Question

- Big Picture Question Poster

#### Review the Timeline

- Giant Timeline

#### Tell the Bible Story

- “Paul Was Sent to Rome” video
- Bible Story Picture Poster

#### Questions from Kids

- “Unit 35, Session 3” questions from kids video

#### Missions Moment

- “Asia-Pacific Rim: We Need Jesus” missions video

#### Key Passage Activity

- Key Passage Poster
- “I Will Exalt You (Isaiah 25:1)” song
- worship song of your choice (optional)



### LOVE

#### Review & Bible Skills

- Small Group Timeline and Map Set (optional)



### LIVE

#### Activity Choice (Option 1)

- rubber bouncy balls, 1 per group
- seashells, rocks, or jacks; 6 per group

#### Activity Choice (Option 2)

- Big Picture Question Poster

#### Reflection and Prayer

- Bible Story Coloring Page (optional)



## WELCOME Kids

Greet each kid as he or she arrives. Use this time to collect the offering, fill out attendance sheets, build relationships, and help new kids connect to your group.

| **SAY** “ Have you ever gotten in trouble for something you didn’t do? What happened? ”

### 1 ACTIVITY PAGE (5 minutes)

Invite kids to complete “What’s Different?” on the activity page.

| **SAY** “ We found many things wrong that made the pictures different from one another. But in today’s story, we will learn that even though Paul didn’t do anything wrong, he was a prisoner. ”

### 2 SESSION STARTER (10 minutes)

#### OPTION 1: SPEAK THE TRUTH



Direct kids to finish each sentence below with a word that makes the sentence true as you say them aloud. Consider forming kids into groups of three or four and allowing each group a turn to answer.

- The Creator of the world is \_\_\_\_\_. (God)
- The answer to 2+2 is \_\_\_\_\_. (four)
- Red and yellow make the color \_\_\_\_\_. (orange)
- The only person to never sin is \_\_\_\_\_. (Jesus.)
- There are seven days in a \_\_\_\_\_. (week)
- The biggest land animal is the \_\_\_\_\_. (elephant)

| **SAY** “ The words you provided made each sentence true. Any other word would make those sentences false. Today, we will learn that some people thought Paul was crazy and wasn’t speaking truth. But we’ll see that Paul only spoke the truth and wanted people to believe in Jesus. ”

#### OPTION 2: WAIT FOR IT!



Before the session, wrap a bag of candy in several layers of plastic wrap so that it creates a ball shape. Be sure to include enough layers that will require kids several minutes to unwrap.

Invite kids to sit in a large circle. Choose one kid to begin and direct her to pull back a piece of the plastic wrap. You may need to indicate where to begin pulling. Guide her to pass the ball to her right and direct the next kid to pull back a piece of the plastic wrap. Continue leading kids to unwrap the plastic ball while you build the anticipation of what’s inside. Emphasize the importance of having to wait for the contents to be revealed. Once kids have unwrapped the plastic, allow them to eat a piece of candy.

| **SAY** “ It took patience to wait for the surprise inside the plastic wrap. Sometimes it can be hard to wait, especially if you are going through a hard time or have a really exciting event ahead. Today, we’ll learn that Paul had to wait in prison until he could go to Rome. Let’s see how Paul trusted in God and shared the gospel as he waited. ”

Transition from **WELCOME** to **LEARN**





## THE STORY OF THE GOSPEL

# INTRODUCE the Bible Story

### 1 INTRODUCE THE SESSION (3 minutes)

Show the countdown video as you transition to introduce the Bible story. Set it to end as the session begins.

**SAY** “ Hello! My name is [your name], and I am so excited to be here with you! Did you bring your Bible with you? If you did, hold it up high. [Distribute Bibles to kids who need one.] God’s Word is true and trustworthy. Through God’s Word we can know Jesus and how He saves us from sin.

Today, we will learn that Paul trusted God’s Word and shared it with others. He believed the gospel and wanted to share the truth about Jesus with all people. Our Bible story will help us understand how Paul used every chance he could get to tell people about Jesus, even when he was in prison waiting to go to Rome. ”

### 2 BIG PICTURE QUESTION (1 minute)

**SAY** “ Let’s review our big picture question: **Why should we praise Jesus?** Do you remember the answer? [Allow responses.] **We should praise Jesus for what He has done to provide our salvation and because He will one day make all things right.**

What does it mean to praise Jesus? What does this look like? [Allow responses.] Praise is our response to Jesus because of who He is and what He has done. We can praise Jesus in many ways. We can praise Him through giving, prayer, obedience, singing, and sharing the gospel. When we praise Jesus, we are showing Him that our hearts love Him and He is more important than anything else. Today, we will see that Paul showed praise to Jesus when he continued to share the gospel even while in prison. Paul showed that Jesus is most valuable to him. ”

### 3 REVIEW THE TIMELINE (1 minute)

Show the giant timeline. Point to individual Bible stories as you review.

**SAY** “ A couple of weeks ago, we learned that Paul was arrested in Jerusalem because the Jewish leaders lied about him. But God was with Paul and protected him. Even when the Jewish leaders planned to kill Paul, God helped Paul safely get to Caesarea through the Roman commander’s orders. Paul was in dangerous situations, yet he continued to share the good news. Today, we will learn that while Paul was in prison, he shared the gospel with as many people as he could. ”



## THE STORY OF THE GOSPEL

# LEARN the Bible Story

### 1 TELL THE BIBLE STORY: VIDEO OR STORYTELLER (10 minutes)

Open your Bible to Acts 24–26. Use the Bible storytelling tips to help you tell the story, or show the Bible story video “Paul Was Sent to Rome.” Use the bold text to retell or review the story.

### PAUL WAS SENT TO ROME

“**Paul had narrowly escaped death in Jerusalem. The Jews planned to kill Paul, but the Roman soldiers took him to Caesarea (cess uh REE uh), where he would be safe. However, Paul was still a prisoner. The Roman leaders wanted to figure out why the Jews hated Paul so much. So Paul met with rulers to try to explain what was going on.**

First, **Paul met with Felix the governor.** Felix ordered the Roman guard to watch Paul but to also give him some freedom by letting Paul’s friends come and serve him. A few days later, **Felix and his wife came for a meeting with Paul. Paul talked about faith in Jesus.** He talked about righteousness and self-control, and **he explained that one day God is going to judge the world. Felix was afraid of what Paul said. He sent Paul away, but he met with him many times for the next two years. When a new governor came into power, Felix did not release Paul from prison.**

**The new governor was named Festus.** He traveled to Jerusalem to meet with the Jewish leaders. **The Jewish leaders** asked Festus to bring Paul to Jerusalem. They **were still planning to attack Paul and kill him.** But Festus wanted Paul to stay in Caesarea. He invited some of the Jewish leaders to go with him to see Paul.

**Paul stood before Festus. “I haven’t done anything wrong,” Paul explained again. “I want to see Caesar!”** Caesar was the emperor of Rome, and as a Roman citizen, Paul had the right to take his case to him. **Festus agreed.**

**While Paul was waiting to go to Rome, King Agrippa and Queen Bernice visited Festus and Paul. Paul told the king how he became a believer. He explained that Jesus died and rose again to bring salvation to Jews and Gentiles.**

**“You are out of your mind!” Festus said.**

**Paul said, “I am speaking the truth. I wish you—and everyone who is listening—might believe in Jesus.”**

**King Agrippa, Festus, and the others with them got up. They agreed that Paul had done nothing wrong. The king was ready to free Paul, but Paul had already asked to go to Rome.**

Christ Connection: God chose Paul to take the gospel to Gentiles, kings, and the Israelites. Paul met with people again and again to tell the good news about Jesus. He

### STORYTELLING TIPS

**Act it out:** Choose volunteers to play the parts of Paul, Felix, Festus, King Agrippa, and Queen Bernice as you tell the story.

**Shout “good news”:** Invite kids to shout “good news” when Paul told King Agrippa how he became a believer.



LEARN

## THE STORY OF THE GOSPEL

wanted everyone to believe that Jesus is Lord. Because Jesus has the power to save people from sin, Paul was willing to do whatever it took to share the gospel. ”

### 2 REVIEW THE BIBLE STORY

**SAY** “ While Paul was in prison, God gave Paul many opportunities to share the gospel with people in positions of power. Paul had not done anything to deserve being in prison, but God used Paul’s imprisonment to preach the good news to people who needed to hear. Who were some of the people Paul shared the gospel with while he was in prison? **[Allow responses.]** Paul shared the gospel with Felix and his wife, Festus, King Agrippa, and Queen Bernice. Paul was not afraid or ashamed to tell others about Jesus.

When Paul shared his faith in Jesus with Felix, he told Felix that God was going to judge the world. This made Felix afraid. Why do you think Felix was afraid? **[Allow responses.]** Felix did not have right standing with God because he had not placed his faith in Jesus. Felix deserved God’s judgment on his sin because he had not trusted in Jesus to save him from the punishment sin deserves. In that moment, Felix had a chance to turn from sin and trust in Jesus, but instead he sent Paul away.

Then Paul shared his faith in Jesus with King Agrippa and Queen Bernice. He told them how Jesus had saved him and how all who trust in Jesus will be raised to new life. What did Festus call Paul when he mentioned the resurrection? **[Allow responses.]** Festus said Paul was crazy! What do you think? Was Paul crazy? **[Allow responses.]** Paul was not crazy but spoke the truth. He shared that Jesus is the only way to eternal life. Paul wanted everyone to believe in Jesus. Anyone who trusts in Jesus will be raised to new life and live with Him forever.

All of these events happened just like God said they would. Even before Paul started his missionary journeys, God said that Paul would take the gospel to Jews, Gentiles, and even kings. (Acts 9:15) We can learn from Paul and follow his example by sharing the gospel with whoever God leads us to. ”

### 3 CHRIST CONNECTION

**SAY** “ God chose Paul to take the gospel to Gentiles, kings, and the Israelites. Paul met with people again and again to tell the good news about Jesus. He wanted everyone to believe that Jesus is Lord. Because Jesus has the power to save people from sin, Paul was willing to do whatever it took to share the gospel. ”

(Tip: Use Scripture and the Gospel Plan Poster to explain how to become a Christian. Make sure kids know when and where they can ask questions.)

### 4 QUESTIONS FROM KIDS (3 minutes)

Show the “Unit 35, Session 3” questions from kids video. Prompt kids to discuss:

1. Why doesn’t everyone believe in Jesus?
2. Do you believe in Jesus? How are you sharing your faith so others might believe too?



## THE STORY OF THE GOSPEL

### 5 MISSIONS MOMENT (3 minutes)

Play the missions video.

**SAY** “ Do you remember from the video how many people live in the Asia-Pacific Rim? [Allow responses.] Roughly 2.3 billion people live in the Asia-Pacific Rim. The area has over 3,355 people groups living in 16 different countries. Ninety-five of every 100 people living in the area do not know about Jesus.

Missionaries and believers are working hard to tell people about Jesus in the area. Recently in 2022, around 157,00 people in the Asia-Pacific Rim had the opportunity to hear about Jesus and over 14,000 of them believed in Jesus as their Savior and Lord. Through the faithful sharing of the gospel, 1,521 new churches were started. ”

Pray that missionaries will follow the example of Paul and be willing to do whatever it takes for more people in the Asia-Pacific Rim to hear about Jesus.

### 6 KEY PASSAGE ACTIVITY (5 minutes)

Before the session, write a scrambled version of the key passage on a dry erase board. Show the key passage poster. Lead kids in reading aloud Isaiah 25:1 together.

**SAY** “ Our key passage reminds us that God has been at work since the very beginning. Isaiah praises God for the wonderful things He has done—things which were planned long ago that have been performed with perfect faithfulness. ”

Direct kids to look at the dry erase board with the scrambled key passage. Lead kids to determine how the key passage can be unscrambled and placed back in the correct order. Invite kids to take turns unscrambling the words or form kids into teams and have them write the correct order of the key passage on a piece of paper.

Lead kids to sing “I Will Exalt You (Isaiah 25:1).” You may also choose to sing a worship song of your choice.

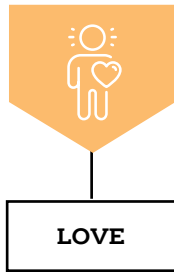
### 7 PRAY (2 minutes)

Invite kids to pray before transitioning to Love.

**SAY** “ God, thank You for Jesus. Thank You that He took the punishment we deserve for our sins. Help us trust in Him and praise Him for all He has done for us. Amen. ”

Transition from **LEARN** to **LOVE**





## THE GOD OF THE GOSPEL

# LOVE God by Applying the Story

### 1 REVIEW & BIBLE SKILLS (5 minutes)

Distribute Bibles and display the New Testament Mediterranean Map. Guide kids to open their Bibles to Acts 24. Explain the different categories of New Testament books. Tell kids that the Gospels tell the story of Jesus's ministry, death, and resurrection. Point out the Letter books, such as Ephesians and 1 Timothy, which were written to churches or people. Tell kids that Revelation is a book of prophecy. Then share that Acts is a book of church history.

Consider pointing out the location of Caesarea (F9) and Rome (B1) on the New Testament Mediterranean Map. Choose a volunteer to read aloud Acts 24:27 or ask the kids to follow along as you read the verse aloud.

**SAY** “ How long was Paul in prison for doing nothing wrong? [Allow responses.] Paul was imprisoned in Caesarea for at least two years before being brought before Festus for trial. Paul had a long time to wait in prison, but he didn't waste this time. Instead, Paul continued to share the good news with those who would listen.

We might have times we have to wait for God to answer a prayer or for something to happen. But like Paul, we can use our time wisely and share Jesus with others. We can be faithful to the mission God has called us to, and we can praise Jesus even in the waiting. ”

### 2 GROUP DISCUSSION (10 minutes)

Ask the following questions. Lead the group to discuss.

**SAY** “ Jesus was falsely accused by unbelieving Jews. We read that Paul was also falsely accused and imprisoned for his faith. Does this happen today? Why? ”

Discuss how Christians today may still be falsely accused, imprisoned, and even killed for their faith in Jesus. Tell kids that the world is against Jesus and His followers. Encourage kids to remember that Jesus is with us, understands how it feels when we are persecuted, and is honored when we choose Him over the comforts of the world.

**SAY** “ Why do you think Paul wasn't afraid to keep sharing the gospel even in prison? ”

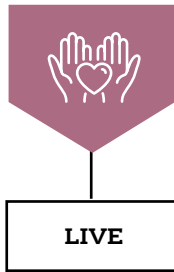
Lead kids to think about how Paul believed every word of the gospel and knew it was the only way for people to be saved. Tell kids that to not share the gospel means keeping the best news from people who need to hear it. Encourage kids to share their faith.

**SAY** “ Paul asked to go to Rome to see Caesar, and Festus said he could go. How does this show that God's word is always true? ”

Remind kids that God had told Paul he would go to Rome and take the gospel there. Discuss how we can trust God's Word and believe that everything He tells us is true. Share how we can read our Bibles to know God's Word and believe His promises.

Transition from **LOVE** to **LIVE**





## THE MISSION OF THE GOSPEL

### **LIVE** the Mission

#### **1** ACTIVITY CHOICE (10 minutes)

##### **OPTION 1: BOLA BEKEL**



Share that kids in Indonesia play a game called Bola Bekel. Explain that this game is similar to jacks and is traditionally played with a bekel ball and six small seashells.

Form kids into groups of three to six kids. Provide each group with a rubber bouncy ball and six seashells. If seashells are unavailable, consider using jacks or rocks. Explain that kids will take turns putting all the seashells and the ball in the palm of one hand. Then kids will throw the ball up and drop the seashells on the floor. Tell kids that while the ball is in the air, they will pick up one seashell and then catch the ball. Explain that the ball can only bounce once while picking up the shell. Continue until a player picks up all of the seashells while successfully catching the ball each time.

**SAY** “Indonesia is a country in Southeast Asia. It has roughly 240 people groups and about 1.9 million people who have not been reached with the gospel. Let’s pray that God will send missionaries to share about Jesus.”

##### **OPTION 2: SHARE IT!**



Form kids into two groups. Name one group the sharers and the other group the hearers. Gather the sharers together and give them all a message to share with the hearers such as “God loves you” or “Jesus died for your sin.” Lead the hearers to scatter about the room. Then send the sharers to find one of the hearers to share their message with. Continue playing, switching kids from being a sharer and a hearer and changing up the message each time. Consider adding other challenges such as inviting kids to come up with their own message about Jesus to share or sharing the message with someone who has a different hair color than them.

**SAY** “Paul was a sharer of the good news about Jesus. He wanted everyone to be a hearer and believe in Jesus. This game helped us practice being a sharer and a hearer so we can go tell others the good news about Jesus with people who need to believe in Him.”

#### **2** REFLECTION AND PRAYER (5 minutes)

Distribute a sheet of paper and pencil to each kid. Ask the kids to write about or draw a picture to answer the following questions:

- What does this story teach me about God or the gospel?
- What does this story teach me about myself?
- Who can I tell about this story?

Be sure to send the sheets home with the kids along with the activity pages so parents can continue to discuss the Bible story with their kids.

If time remains, take prayer requests or allow kids to complete the Bible story coloring page. Pray for your group.



UNIT 35 | SESSION 4

## PAUL WENT TO ROME

ACTS 27-28

### KEY PASSAGE:

Isaiah 25:1

### BIG PICTURE QUESTION:

Why should we praise Jesus? We should praise Jesus for what He has done to provide our salvation and because He will one day make all things right.

### CHRIST CONNECTION:

Paul trusted God to keep His promise to rescue him from the storm. He encouraged the sailors to trust and obey God too. God calls us to trust in His Son, Jesus, who died to rescue us from sin and death, and to invite others to believe this good news as well.



PRIOR TO TEACHING THE SESSION



## LEADER Bible Study

In today’s passage, we read of the troublesome conditions Paul and his shipmates experienced on their way to Rome. From troubles with the weather and waters to issues with others aboard the ship, the men’s hope of survival was fading quickly. Even still, Paul believed in God’s promise to keep him safe on his mission to proclaim the gospel in that great city.

What lessons about perseverance can we glean from this passage? How does God reveal His faithfulness to His people throughout their time aboard this dangerous ship?

So much seemed to be working against Paul in these passages. To begin with, the purpose of this trip was to appeal to the highest powers in the Roman courts against his unfair arrest and condemnation from the Jewish elite. It was in these dire circumstances that God revealed he would safely arrive to proclaim the gospel there. However, the esteemed apostle and his shipmates were not met with smooth sailing.

They battled terrible conditions from all sides—stormy winds that wouldn’t cooperate, brutal winter weather that wouldn’t let up, an inability to eat for days on end, and no means of securing direction from the sun or stars. Some of the sailors had even plotted

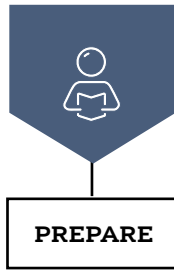
an escape from this dire situation at hand, hopelessly believing they could not be saved from their circumstances.

Through it all, Paul took on a leadership role on the ship, giving advice as to how they could avoid great loss by not going forward from Crete as planned. Although the men didn’t listen, Paul was later able to give other encouragement to his peers, sharing with them the words that an angel had spoken to him: “Don’t be afraid.” Paul trusted in His Savior Jesus to continue the work and mission He had begun in the apostle’s life and knew that God could be trusted.

Consider all the things working against Paul in just this chapter alone. Then, reflect on the God who had revealed His great plans for the apostle. Pray for God to grant the same miraculous gift of faith to you and to your group as you relay this incredible story of God’s faithfulness, no matter the storm.

### PLACES TO KNOW

**Rome: a significant center of influence where Paul wanted to preach the gospel and share the Christian faith to reach more people and strengthen the early Christian community**



PRIOR TO TEACHING THE SESSION

## GATHER Supplies

Keep a regular supply of the following items available at all times: Bibles, pens or pencils, markers, crayons, colored pencils, scissors, glue or tape, paper.



### WELCOME

#### Activity Page

- “Connect It” activity page

#### Session Starter (Option 1)

- painter’s tape
- hula hoops, 1 per group

#### Session Starter (Option 2)

- pool noodles, 4
- long pieces of rope, 4



### LEARN

#### Introduce the Session

- countdown video

#### Big Picture Question

- Big Picture Question Poster

#### Review the Timeline

- Giant Timeline

#### Tell the Bible Story

- “Paul Went to Rome” video
- Bible Story Picture Poster
- painter’s tape (optional)
- New Testament Mediterranean Map (optional)

#### Questions from Kids

- “Unit 35, Session 4” questions from kids video

#### Missions Moment

- “Catching a Vision” missions video

#### Key Passage Activity

- Key Passage Poster
- “I Will Exalt You (Isaiah 25:1)” song
- worship song of your choice (optional)
- beach balls, 1 per group



### LOVE

#### Review & Bible Skills

- Small Group Timeline and Map Set (optional)



### LIVE

#### Activity Choice (Option 1)

- “Southeast Asia Flags” printable, 1 per pair

#### Activity Choice (Option 2)

- poster papers, 2
- construction paper

#### Reflection and Prayer

- Bible Story Coloring Page (optional)



## WELCOME Kids

Greet each kid as he or she arrives. Use this time to collect the offering, fill out attendance sheets, build relationships, and help new kids connect to your group.

| **SAY** “ Have you ever competed in a challenge or competition? When? How did you do? ”

### 1 ACTIVITY PAGE (5 minutes)

Invite kids to complete “Connect It” on the activity page.

| **SAY** “ What did your dot-to-dot challenge reveal? [Allow responses.] Today, we will learn how Paul sailed to Rome and experienced the challenges of the sea. ”

### 2 SESSION STARTER (10 minutes)

#### OPTION 1: SHIPWRECK!



Before the session, use painter’s tape to create a start line and a finish line on the floor at opposite ends of the room. Form kids into groups of three or four and provide each group with a hula hoop. Explain that the hula hoop is a pretend “ship.” Lead groups to stand behind the start line. Tell kids that when you say “go” they must all hold on to the hula hoop and race toward the finish line. Explain that when you call out “shipwreck,” they must drop their hula hoop to the floor and all stand inside it. The last team to get inside their hula hoop is shipwrecked and is out. Continue playing until one team crosses the finish line. Play again as time allows.

| **SAY** “ Today, we will learn that as Paul sailed for Rome, he was shipwrecked. Let’s get ready to hear how God protected Paul and the other people on the ship. ”

#### OPTION 2: RESCUED

Before the session, create four “life preservers” by taping pool noodles into a circle and tying a long piece of rope to the circle. Form kids into two teams and choose two kids from each team to be the “Rescuers.” Scatter teams on opposite sides of the room. Give the “Rescuers” a life preserver and tell them they have 25 seconds to rescue as many kids as they can by throwing the life preserver to them and pulling them to safety. Explain that when kids are thrown a life preserver, they can grab it and walk to the “Rescuer.” The team that rescues the most kids in 25 seconds wins that round. Play additional rounds, choosing different kids to be the “Rescuers.”

| **SAY** “ Imagine how grateful you would be if you were really in need of rescue from being shipwrecked. In our Bible story, we’ll learn how Paul and his shipmates were in need of rescue when a storm broke their ship into pieces. Let’s get ready to learn how God rescued Paul and how He rescues us. ”

Transition from **WELCOME** to **LEARN**





## THE STORY OF THE GOSPEL

# INTRODUCE the Bible Story

### 1 INTRODUCE THE SESSION (3 minutes)

Show the countdown video as you transition to introduce the Bible story. Set it to end as the session begins.

**SAY** “ Hello, everyone. My name is [your name], and I am so glad you are here! I can’t wait to share our Bible story with you. Today, we will learn about more challenges Paul faced as he went to Rome. As we learn more about Paul’s challenges, we are reminded that we can trust God in every circumstance.

If you have your Bible, can you take it out? [Distribute Bibles to kids who need one.] Our Bible story is found in the book of Acts. Acts is in the New Testament and is right after the four Gospels. Remember the word gospel means good news, and today we will hear some good news about how God rescued Paul. ”

### 2 BIG PICTURE QUESTION (1 minute)

**SAY** “ Can anyone remember our big picture question? [Allow responses.] **Why should we praise Jesus?** Let’s say the answer together: **We should praise Jesus for what He has done to provide our salvation and because He will one day make all things right.**

Today, our Bible story will tell us about how Paul and the other people on his ship needed to be saved from a terrible storm. But the truth is everyone needs to be saved. We may not need rescue from a storm, but we do need to be rescued from our sin. Only Jesus can save us. We must repent of our sin and believe in Jesus to be saved. We can praise Jesus for how He rescues us! ”

### 3 REVIEW THE TIMELINE (1 minute)

Show the giant timeline. Point to individual Bible stories as you review.

**SAY** “ Last week, we learned that Paul continued to share the gospel while he was in prison. Paul shared Jesus with Felix and his wife, Festus, King Agrippa, and Queen Bernice while he waited in prison for over two years. Then Paul told Festus he wanted to go to Rome and have his case brought to Caesar. Paul hadn’t done anything wrong, but God used his imprisonment to get him to Rome. God had told Paul that He would send Paul to Rome to share Jesus with the people there. Today, we will see that Paul was on his way to Rome by ship when a terrible storm threatened his journey. ”



## THE STORY OF THE GOSPEL

# LEARN the Bible Story

### 1 TELL THE BIBLE STORY: VIDEO OR STORYTELLER (10 minutes)

Open your Bible to Acts 27–28. Use the Bible storytelling tips to help you tell the story, or show the Bible story video “Paul Went to Rome.” Use the bold text to retell or review the story.

### PAUL WENT TO ROME

“ Paul was a prisoner in Caesarea (cess uh REE uh). He had asked to see Caesar about his case. Caesar was the leader of the Roman Empire. So one day, Paul was put on a ship with other prisoners and soldiers going to Rome.

The journey was difficult. As they sailed, strong winds and rain tossed the ship. The ship was blown off course. No matter how hard they tried to steer the ship in the right direction, the wind was too strong. For many days, they battled the storm. The sailors threw things overboard to make the ship lighter. They were afraid the ship would break into pieces and they would drown in the deep sea.

One night, God sent an angel to Paul. The angel told Paul to not be afraid. God would save the lives of everyone on the ship. Paul told everyone on board what God had said. “Take courage,” he said. Paul believed everything would happen just like God said. The people on the ship would not die. They would have to run the ship onto an island.

The ship got close to an island, and some of the sailors tried to escape in a lifeboat. Paul told them to stay on the ship if they wanted to be safe. The sailors listened to Paul. In the morning, Paul told everyone it was time to eat. They hadn’t eaten in about two weeks and were very hungry. He thanked God and broke the bread, and everyone ate. Then they sailed closer to the island.

When the ship got close to the island of Malta, the sailors raised the sails and headed toward the island. As the ship got close, it struck a sandbar and stopped. The waves crashed into the ship, and it began to break into pieces. An army officer ordered everyone to swim for shore. Those who could not swim clung to the planks and pieces of the ship. They all made it safely to shore. Paul was right; God saved all of their lives.

Christ Connection: Paul trusted God to keep His promise to rescue him from the storm. He encouraged the sailors to trust and obey God too. God calls us to trust in His Son, Jesus, who died to rescue us from sin and death, and to invite others to believe this good news as well. ”

### STORYTELLING TIPS

**Imagine it:** Create the shape of a boat on the floor using painter’s tape. Invite kids to climb in the “boat” and act out the story by swaying during the storm, eating, and listening as the crew does.

**Map it out:** Use the New Testament Mediterranean Map to show the path from Caesarea (F9) to Rome (B1).



## THE STORY OF THE GOSPEL

### 2 REVIEW THE BIBLE STORY

**SAY** “ Paul finally made the trip to Rome by ship. The journey was difficult and challenging but God’s timing is perfect. Why was the journey challenging? **[Allow responses.]** As Paul and the other prisoners sailed to Rome, they battled storms. The storms were so strong. The wind was so great that the ship was blown away from the direction they needed to sail. Everyone on board the ship was afraid.

But even in the midst of the terrible storm, God was with Paul and He sent an angel to encourage him. What did the angel tell Paul? **[Allow responses.]** The angel told Paul to ‘take courage’ because no one on the ship would die. Paul believed everything would happen just like God said. And during difficulty, Paul thanked God, listened to God’s words, and trusted God to keep His promise to rescue them from the storm.

God did rescue everyone on the ship from the storm! Even though the ship broke apart, everyone was saved. God rescued Paul and his shipmates, and God rescues us through His Son, Jesus. Like Paul, we can trust God and believe in Jesus who saves us from sin and death. ”

### 3 CHRIST CONNECTION

**SAY** “ Paul trusted God to keep His promise to rescue him from the storm. He encouraged the sailors to trust and obey God too. God calls us to trust in His Son, Jesus, who died to rescue us from sin and death, and to invite others to believe this good news as well. ”

(Tip: Use Scripture and the Gospel Plan Poster to explain how to become a Christian. Make sure kids know when and where they can ask questions.)

### 4 QUESTIONS FROM KIDS (3 minutes)

Show the “Unit 35, Session 4” questions from kids video. Prompt kids to discuss:

1. Is God always protecting us? Why?
2. How can you encourage others to trust in God when they might be afraid?

### 5 MISSIONS MOMENT (3 minutes)

**SAY** “ God is at work in Southeast Asia as young Korean missionaries have traveled there to tell others about Jesus. Some of these missionaries feel called to short-term missions, while others desire to return as full-time missionaries. They want to share the hope of the gospel with people who have never heard about Jesus. Like Paul, they want to tell people how Jesus saves us from our sin. ”

Play the missions video. Close in prayer, asking God to give these young missionaries courage, boldness, and wisdom as they share the good news. Pray that many people in Southeast Asia will hear the gospel and believe in Jesus.



## THE STORY OF THE GOSPEL

### 6 KEY PASSAGE ACTIVITY (5 minutes)

Show the key passage poster. Lead kids in reading aloud Isaiah 25:1 together.

**SAY** “ We may have heard about a storm in our story today, but when it’s not stormy, playing in the water at the pool or at the beach is super fun. Let’s practice our key passage today by passing beach balls as we say it aloud. ”

Form kids into groups of four or five and provide each group with a beach ball. Direct kids to each say a word from the key passage while they toss the beach ball to one another. After a couple of minutes, invite kids to form one large circle and lead them to all say the verse aloud while they pass multiple beach balls around the circle.

Lead kids to sing “I Will Exalt You (Isaiah 25:1).” You may also choose to sing a worship song of your choice.

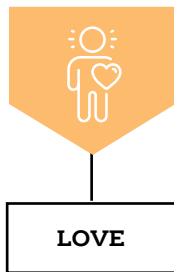
### 7 PRAY (2 minutes)

Invite kids to pray before transitioning to Love.

**SAY** “ Lord, we praise Your name. Thank You for all that You have done for us. Thank You for rescuing us from our sin through Your Son, Jesus. Help us remain obedient and faithful like Paul through any challenge we may face. Amen. ”

Transition from **LEARN** to **LOVE**





## THE GOD OF THE GOSPEL

# LOVE God by Applying the Story

### 1 REVIEW & BIBLE SKILLS (5 minutes)

Distribute Bibles and display the New Testament Mediterranean Map. Guide kids to open their Bibles to Acts 27. Explain that we learn a lot about Paul in the book of Acts. Tell kids that Paul wrote more books of the New Testament than any other writer. Name some of the books that Paul wrote such as Galatians, Ephesians, Colossians, 1 and 2 Corinthians, and so on.

Consider pointing out the location of Malta (E1) where Paul's ship crashed on the New Testament Mediterranean Map. Choose a volunteer to read aloud Acts 27:25 or ask the kids to follow along as you read the verse aloud.

**SAY** “ Paul truly believed everything would happen just like God said. The people on the ship would not die. God would save them and provide the safety they needed.

How does God save us? **[Allow responses.]** God saves us through faith in Jesus. When we trust in Jesus, we are rescued from the death our sin deserves. Jesus forgives our sin and gives us new life. We have the promise of living forever with Him. ”

### 2 GROUP DISCUSSION (10 minutes)

Ask the following questions. Lead the group to discuss.

**SAY** “ How did God show He was with Paul during the storm? How is God with us? ”

Remind kids that God sent an angel to give Paul a message and to tell him to be courageous. Explain that Paul believed God's words and trusted that God would do what He said. Share that God is with us through Jesus and the Holy Spirit. Explain that God shows He is with us when He speaks to us through the Bible, listens to our prayers, and helps us when we ask.

**SAY** “ Even while Paul faced a scary storm, he thanked God. Why can we give thanks to God at any time? ”

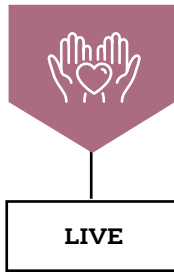
Discuss how giving thanks to God is one way we praise Him and recognize that He has done so much for us. Invite kids to share what God has done for them. Lead kids to understand that giving thanks isn't just about what we receive from God but also about who God is. Tell kids that we can thank God that He is good, kind, merciful, holy, and forgiving. Remind kids we can thank Him for Jesus who saves us from sin and death.

**SAY** “ Paul encouraged the people on the ship to trust in God and His promise to save them. How can you encourage others to trust in God? ”

Answers will vary. Discuss how we can encourage others in many ways as we remind them of God's love for them and how He has made a way for all things to be made new. Tell kids that sharing the hope of the gospel is the best way to encourage others to trust in Jesus.

Transition from **LOVE** to **LIVE**





## THE MISSION OF THE GOSPEL

### **LIVE** the Mission

#### 1 **ACTIVITY CHOICE** (10 minutes)

##### **OPTION 1: FLAGS MEMORY GAME**



Form kids into pairs and provide each pair with a “Southeast Asia Flags” printable and scissors. Lead kids to cut out each pair of flag cards. Then tell them to shuffle the cards and place them face down in rows. Tell kids they will take turns turning over any two cards (one at a time) to find a matching pair. Kids will keep the cards if they match. If they find a match, they get another turn. Tell kids that when they turn over two cards that do not match, those cards are turned face down again (in the same position) and it’s their partner’s turn. Play as time allows.

**SAY** “ These are the flags of some of the Southeast Asian countries we have been learning about. Like we heard today, many people in these countries have not heard the good news about Jesus. We can pray that God will send more missionaries to share with the people how Jesus saves us from sin. ”

##### **OPTION 2: HOIST THE SAILS**

Before the session, gather two large sheets of poster paper and draw nine simple outlines of a boat with a mast on each poster. Draw the outlines in one long row. Then using construction paper, cut out two sets of nine triangles to act as the sails for the mast of the boats. Write one to three words from Romans 10:13 on each of the triangle pieces.

Form kids into two groups and provide each group with a Bible, a set of nine triangles, and tape. Lead groups to find Romans 10:13 in their Bibles. Challenge groups to tape the triangles on the boat masts in the correct order of the Bible verse. The first group to “hoist” all the sails in the correct order wins.

**SAY** “ Romans 10:13 reminds us that everyone who calls on the name of the Lord will be saved. Jesus is the Lord who saves us from sin! Just as God saved Paul from the storm, Jesus saves us from our sin. ”


#### 2 **REFLECTION AND PRAYER** (5 minutes)

Distribute a sheet of paper and pencil to each kid. Ask the kids to write about or draw a picture to answer the following questions:

- What does this story teach me about God or the gospel?
- What does this story teach me about myself?
- Who can I tell about this story?

Be sure to send the sheets home with the kids along with the activity pages so parents can continue to discuss the Bible story with their kids.

If time remains, take prayer requests or allow kids to complete the Bible story coloring page. Pray for your group.



UNIT 35 | SESSION 5

## PAUL PREACHED IN ROME

ACTS 28

### KEY PASSAGE:

Isaiah 25:1

### BIG PICTURE QUESTION:

Why should we praise Jesus? We should praise Jesus for what He has done to provide our salvation and because He will one day make all things right.

### CHRIST CONNECTION:

Being a prisoner in Rome did not stop Paul from sharing his faith. He continued to share the gospel even when people disagreed. The message about Jesus seems foolish to some, but everyone who trusts in Jesus will be saved.



PRIOR TO TEACHING THE SESSION



## LEADER Bible Study

Acts 28 finished out the nearly 30-year saga of Acts on a high note: Paul, by God’s grace, was able to carry out two years of faithful ministry there in the great city of Rome. Despite the troublesome circumstances surrounding his entry and reputation before the Romans, God proved Himself faithful and demonstrated the power of His gospel.

How, through the book of Acts, might we glean a deeper understanding of God’s work in the lives of His followers? What does Acts 28 teach us about God’s kingdom?

This incredible book of the Bible detailed the earliest days of the church and how the Holy Spirit has remained at work in His people’s lives, just as Christ promised. Here in the final chapter of Acts, we see the continued example of Paul’s reliance on the Holy Spirit as he ministered to and healed those on the island of Malta, as well as his years spent boldly proclaiming the gospel to all who visited him amidst his imprisonment.

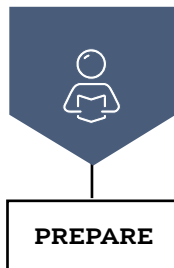
Against all odds, the apostle found himself in the city where not even a shipwreck, false accusation, or snakebite could impede his arrival or ministry. Paul’s story in Acts ends with him being found faithful despite all that was stacked against him. Yet even his own faithfulness pales in comparison to the

faithfulness of the God who called him on this mission.

Luke set the context for this book in chapter 1, when he stated that the resurrected Christ appeared to His people and spoke about the kingdom of God, promising His Spirit to them as they witnessed to the world. We see Paul exemplify this Spirit-filled life on mission as a witness, declaring the truth of God’s kingdom to all who’d listen—from slaves to kings. May we, too, be the witnesses we’re called to be, especially to the boys and girls entrusted to us through these sessions centered around His love.

### EVENTS TO KNOW

**Paul Preached in Rome:** Like the risen Christ on the road to Emmaus, Paul showed how both the Law of Moses and the Prophets pointed to Jesus as God’s Messiah.



PRIOR TO TEACHING THE SESSION

## GATHER Supplies

Keep a regular supply of the following items available at all times: Bibles, pens or pencils, markers, crayons, colored pencils, scissors, glue or tape, paper.



### WELCOME

#### Activity Page

- “Scrambled Words” activity page

#### Session Starter (Option 1)

- “Places Cube” printable
- “Places Cards” printable

#### Session Starter (Option 2)

- bandanas, 1 per pair
- painter’s tape
- cones, 3



### LEARN

#### Introduce the Session

- countdown video

#### Big Picture Question

- Big Picture Question Poster

#### Review the Timeline

- Giant Timeline

#### Tell the Bible Story

- “Paul Preached in Rome” video
- Bible Story Picture Poster
- Bible time clothes (optional)

#### Questions from Kids

- “Unit 35, Session 5” questions from kids video

#### Missions Moment

- “Jeri Whitfield Photos” printable
- world map

#### Key Passage Activity

- Key Passage Poster
- “I Will Exalt You (Isaiah 25:1)” song
- worship song of your choice (optional)
- sticky notes



### LOVE

#### Review & Bible Skills

- Small Group Timeline and Map Set (optional)



### LIVE

#### Activity Choice (Option 2)

- “Places Cube” printable

#### Reflection and Prayer

- Bible Story Coloring Page (optional)



## WELCOME Kids

Greet each kid as he or she arrives. Use this time to collect the offering, fill out attendance sheets, build relationships, and help new kids connect to your group.

| **SAY** “ Who are people that teach you new things? How do they help you learn? ”

### 1 ACTIVITY PAGE (5 minutes)

Invite kids to complete “Scrambled Words” on the activity page.

| **SAY** “ These words can all be found in our Bible story today. Let’s get ready to hear how Paul continued to teach about Jesus while he was in Rome. ”

### 2 SESSION STARTER (10 minutes)

#### OPTION 1: PLACES YOU GO



Before the session, print and prepare the “Places Cube” on cardstock. Then print the “Place Cards” on cardstock and tape them on different walls of the room.

Point out the different “Place Cards” around the room and lead kids to go stand beside one. Allow about 15 seconds for kids to find a place then roll the “Places Cube.” Kids beside the location rolled are out. Play as time allows and consider including commands for how they move around the room such as hopping, tip-toeing, crawling, etc. Consider choosing different kids to roll the cube as well. (Tip: Reuse the cube for the second Live Activity.)

| **SAY** “ The places on the cube are locations familiar to us. We have neighborhoods, schools, stores, parks, and other places within our communities. You probably go to many of these places during the week. Any place we find ourselves is somewhere we can share the gospel. Today, we will learn that Paul shared the gospel in an unlikely place—under house arrest in Rome. ”

#### OPTION 2: TIED UP

Using painter’s tape, create three starting lines on the floor at one end of the room. At the opposite end of the room, place three cones. Form kids into pairs. Distribute bandanas and help kids secure their legs together for a three legged race. Direct each team to line up behind a start line. At the signal, challenge kids to race across the room, run around the plastic cone and back to the start line. The first team in each race to cross the line wins that round. Continue until all teams have raced, then challenge the winners of each race to race against each other until there is one ultimate winner.

| **SAY** “ It would have been a lot easier to run the race if you were free from being tied to your partner. Today, we’ll learn that Paul was under house arrest in Rome and wasn’t free to go about as he pleased. A Roman soldier guarded him. But Paul didn’t let this stop him from sharing the good news. ”

Transition from **WELCOME** to **LEARN**





## THE STORY OF THE GOSPEL

# INTRODUCE the Bible Story

### 1 INTRODUCE THE SESSION (3 minutes)

Show the countdown video as you transition to introduce the Bible story. Set it to end as the session begins.

**SAY** “ Hi, kids! I’m [your name], and I’m so excited you are here today. We are continuing our study on the life of Paul. Last week, we learned how Paul survived a shipwreck but still had not made it to Rome.

Let’s take out our Bibles as we get ready to hear what happened after Paul made it to an island called Malta. [Distribute Bibles to kids who need one.] Today, we will see how God was with Paul and gave him boldness to continue telling others about Jesus in Rome. ”

### 2 BIG PICTURE QUESTION (1 minute)

**SAY** “ Let’s review our big picture question: **Why should we praise Jesus?** Let’s shout the answer together. [Allow responses.] **We should praise Jesus for what He has done to provide our salvation and because He will one day make all things right.**

Our story today teaches us that Paul always praised Jesus and spent time telling all who would listen about the salvation they can have through faith in Jesus. Paul did not let anything stop him, even when he was under house arrest. ”

### 3 REVIEW THE TIMELINE (1 minute)

Show the giant timeline. Point to individual Bible stories as you review.

**SAY** “ Help me review the life of Paul. [Allow responses as you ask each question and point to the Bible stories as kids answer.] How was Paul saved? Paul was saved when he met Jesus on the road to Damascus. What did God call Paul to become? God called Paul to become a missionary. What did Paul do as a missionary? Paul told Jews and Gentiles about Jesus, and he started churches. After Paul’s three missionary journeys, he went back to Jerusalem. What happened to Paul in Jerusalem? He was arrested. While Paul was in prison waiting to go to Rome, who did he share Jesus with? Paul shared Jesus with Felix, Festus, King Agrippa and Queen Bernice. What happened to Paul when he was sailing to Rome? He was shipwrecked.

Paul’s life had many ups and downs. But no matter what, Paul trusted God and was faithful to share the gospel. Today, we will see how Paul shared Jesus with those who would listen while he was under house arrest in Rome. ”



LEARN

## THE STORY OF THE GOSPEL

### LEARN the Bible Story

#### 1 TELL THE BIBLE STORY: VIDEO OR STORYTELLER (10 minutes)

Open your Bible to Acts 28. Use the Bible storytelling tips to help you tell the story, or show the Bible story video “Paul Preached in Rome.” Use the bold text to retell or review the story.

#### PAUL PREACHED IN ROME

“**Paul stayed on the island of Malta for three months after the ship he was on wrecked** while traveling to Rome. **Paul healed people who were sick and shared the good news about Jesus with them.** The people on the island were grateful for Paul’s help. **Finally, Paul and other prisoners got on another ship and continued their journey to Rome.**”

**When the ship arrived in Rome**, many people came to meet Paul. He was still a prisoner, but **instead of going to jail, Paul was allowed to live by himself in a house.** A soldier stayed with him to guard him.

On his third day in Rome, **Paul asked the Jewish leaders to come talk to him. Paul told them, “I haven’t done anything wrong. The Jews made me a prisoner in Jerusalem and handed me over to the Romans. The Romans wanted to let me go free, but the Jews objected. So I had to ask to speak to Caesar, the most important ruler in Rome. Still, I haven’t done anything wrong.”**

**The Jewish leaders** had not heard any reports about Paul doing wrong, but they wanted to hear more about what he believed. **They did know that Paul was a Christian, and they knew that many people did not agree with the teachings of people called Christians.**

**So the leaders agreed on a day to meet with Paul.** On that day, even more leaders came to hear what Paul had to say. **Paul taught all day about God’s kingdom. He pointed to the Scriptures—the Law and the Old Testament prophets—to explain that Jesus is the Messiah.** Some of the Jewish leaders agreed with Paul, but others didn’t.

**For two whole years, Paul stayed in the house and welcomed everyone who wanted to hear about Jesus.** He talked about God’s kingdom and about Jesus. He shared the good news of salvation. **Many people listened to Paul’s words and believed in Jesus.** Some were Jews, and others were not. The people were filled with joy and hope because they found new life in Jesus.

**Paul never stopped teaching about Jesus. Even while he was a prisoner,** he wrote letters to different churches to encourage them and remind them about God’s love. **Paul helped people and prayed for them. He trusted in God, and the good news spread throughout Rome and beyond.**

Christ Connection: Being a prisoner in Rome did not stop Paul from sharing his

#### STORYTELLING TIPS

**Pretend to be Paul:** Dress as Paul and pretend to be him as you tell the story.

**Celebrate it:** Lead kids to cheer and clap their hands when they learn how some people believed the gospel.



## THE STORY OF THE GOSPEL

faith. He continued to share the gospel even when people disagreed. The message about Jesus seems foolish to some, but everyone who trusts in Jesus will be saved. ”

### 2 REVIEW THE BIBLE STORY

**SAY** “ Paul had never been to Rome before, but when he arrived in Rome many people came to meet him. Paul had written a letter to the Christians in Rome when he was on his third missionary journey. Those who came to meet Paul were his brothers and sisters in Christ. Paul was so happy to see them and thanked God.

Then Paul called some of the Jewish leaders to meet with him. What did Paul tell them? **[Allow responses.]** Paul wanted to explain to them that he had done nothing wrong, and he wanted to share why he was in Rome. What did the Jewish leaders say to Paul? **[Allow responses.]** They asked him to share more about what he believed. They knew he was a Christian and they had heard people disagree with Christianity.

Paul told them about Jesus and how He is the Messiah the Old Testament promised. Did everyone agree with Paul? **[Allow responses.]** No, not everyone agreed. Even today, people may not agree with us when we tell them about Jesus. But we can share the good news trusting that some will hear and believe.

For two years Paul was under house arrest and continued to preach the good news about Jesus. Through Paul’s preaching many people did trust in Jesus. Paul chose to be thankful and faithful while he was under arrest. We can be faithful like Paul and share the good news. ”

### 3 CHRIST CONNECTION

**SAY** “ Being a prisoner in Rome did not stop Paul from sharing his faith. He continued to share the gospel even when people disagreed. The message about Jesus seems foolish to some, but everyone who trusts in Jesus will be saved. ”

(Tip: Use Scripture and the Gospel Plan Poster to explain how to become a Christian. Make sure kids know when and where they can ask questions.)

### 4 QUESTIONS FROM KIDS (3 minutes)

Show the “Unit 35, Session 5” questions from kids video. Prompt kids to discuss:

1. How do I know if I am saved?
2. Why do we have hope and joy, like Paul, when Jesus saves us from our sin?

### 5 MISSIONS MOMENT (3 minutes)

Display the “Jeri Whitfield Photos” and point to Thailand on a world map as you tell kids about the missionary.

**SAY** “ Jeri Whitfield has served in Thailand as a missionary three different times. The first time, she was in her twenties and served for two years. Jeri later returned to Thailand as a career



## THE STORY OF THE GOSPEL

missionary when she was in her forties. At age 55, Jeri experienced health issues. So, she made the difficult decision to take an early retirement and return to the United States. Now in her sixties, Jeri has again returned to the mission field in Thailand. ”

Tell kids that when Jeri first came to Thailand as a missionary, she looked up to the career missionaries serving there long-term. Share how she saw how the career missionaries were fully committed to God and the people they served. Tell kids that these missionaries were her role models for mission work as they told the good news about Jesus and discipled new believers. Pray for Jeri as she serves the people of Thailand for the third time as a missionary. Ask God to help people in Thailand hear and believe the gospel.

### 6 KEY PASSAGE ACTIVITY (5 minutes)

Before the session, use sticky notes to cover up words on the key passage poster. Lead kids in reading aloud Isaiah 25:1 together.

**SAY** “ Let’s try remembering the words of our key passage from memory. Paul knew the importance of God’s Word and taught it to others. We can learn God’s Word and teach it to others as well. ”

Challenge kids to recall the covered words. Once they recall the covered words, practice saying it aloud together a few times.

Lead kids to sing “I Will Exalt You (Isaiah 25:1).” You may also choose to sing a worship song of your choice.

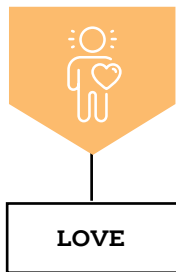
### 7 PRAY (2 minutes)

Invite kids to pray before transitioning to Love.

**SAY** “ Lord, You deserve all our praise; we will exalt You. We will praise Your name, for You have accomplished wonders, plans formed long ago, with perfect faithfulness. Amen. ”

Transition from **LEARN** to **LOVE**





## THE GOD OF THE GOSPEL

### **LOVE** God by Applying the Story

#### **1 REVIEW & BIBLE SKILLS (5 minutes)**

Distribute Bibles and display the New Testament Mediterranean Map. Guide kids to open their Bibles to Acts 28. Consider pointing out the location of Rome (B1) on the New Testament Mediterranean Map. Tell kids that Rome became the place where the gospel would be taken to many other parts of the world by the people who heard Paul share the gospel and believed in Jesus. Share that while Paul was under house arrest in Rome, he wrote the letters Ephesians, Philippians, Colossians, and Philemon.

Choose a volunteer to read aloud Acts 28:23-24 or ask the kids to follow along as you read the verses aloud.

**SAY** “For a whole day, Paul taught the Jewish leaders from the Old Testament about the Messiah God promised. Jesus is the Messiah God promised would save the world from sin. Some believed in Jesus, but others did not.

The message about Jesus seems foolish to some, but everyone who trusts in Jesus will be saved. We share the good news about Jesus, trusting that God will be faithful to help others hear and believe.”

#### **2 GROUP DISCUSSION (10 minutes)**

Ask the following questions. Lead the group to discuss.

**SAY** “If someone came to you and asked you about Jesus, what would you tell him?”

Answers will vary. Discuss how Paul knew the Scriptures and the stories of the Bible. Share how Paul knew the Bible is one big story that points to the Messiah—Jesus. Help kids think about how they can share God’s plan to save sinners by sending Jesus into the world. Ask kids to share the key components of the gospel using the Gospel Plan Poster.

**SAY** “How should you respond if people don’t believe in Jesus when you share about Him?”

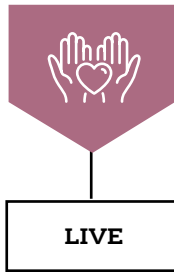
Answers will vary. Point out how Paul didn’t get angry or mad. Tell kids that Paul also didn’t stop sharing the good news when people didn’t believe. Remind kids that we all have the mission to share Jesus with others.

**SAY** “We have learned a lot about the life of Paul. What is something you’ve learned about Paul that helps you trust God more?”

Answers will vary. Point out all the ways God was with Paul as he faced trials and joys. Discuss how God had a purpose for Paul’s life and used him to share the gospel with thousands of people. Remind kids that just as Paul trusted in God, they can trust Him too. Encourage kids to follow Paul’s example and be faithful to share Jesus with others.

Transition from **LOVE** to **LIVE**





## THE MISSION OF THE GOSPEL

### **LIVE** the Mission

#### 1 **ACTIVITY CHOICE** (10 minutes)

##### **OPTION 1: SNAKE CATCHES ITS TAIL**



Remind kids that Jeri Whitfield is a missionary in Thailand. Tell kids that a traditional game children in Thailand play is called Ngu Kin Hang (Engoo-kin-han) translated “Snake Catches Its Tail.”

Choose one kid to be the “snake head.” Lead the other kids to form the body of the snake by holding onto one another’s waists or shoulders. The last kid in line is the “tail” of the snake. Tell kids that the “snake head” will stand in front of the line and try to catch the “tail.” Tell kids they can move about, trying to get away from the “snake head.” Any kids who lose hold of the person in front of them are out. Play until the “snake head” catches the “tail” or as time allows.

**SAY** “ In this game, the head of the snake had to be determined to not give up until the tail was caught. Missionaries, like Jeri, also have to be determined to not give up sharing the gospel. While not everyone will believe in Jesus, missionaries continue to share about Jesus, trusting some will hear and believe. ”

##### **OPTION 2: WHERE AND HOW?**



Form kids into pairs and invite each pair to take turns rolling the “Places Cube.” Lead pairs to determine ways they could share the good news about Jesus with the people in that location. For example, kids can discuss how they might play with a kid at a park and tell her Jesus loves her. Or, kids might bake their neighbor a treat and give them a card with a Bible verse. Encourage kids to be creative with how they would share the gospel. After a few minutes, invite kids to share their ideas with the group.

**SAY** “ God wants us to share about Jesus with others wherever we go. Sometimes it can be as simple as telling others that Jesus loves them and died for them. We can follow the example of Paul and be brave, knowing God is with us as we share the good news. ”


#### 2 **REFLECTION AND PRAYER** (5 minutes)

Distribute a sheet of paper and pencil to each kid. Ask the kids to write about or draw a picture to answer the following questions:

- What does this story teach me about God or the gospel?
- What does this story teach me about myself?
- Who can I tell about this story?

Be sure to send the sheets home with the kids along with the activity pages so parents can continue to discuss the Bible story with their kids.

If time remains, take prayer requests or allow kids to complete the Bible story coloring page. Pray for your group.



UNIT 35 | SESSION 6

# WE ARE HERE TO MAKE MUCH OF JESUS

1 THESSALONIANS 4-5

**KEY PASSAGE:**

Isaiah 25:1

**BIG PICTURE QUESTION:**

Why should we praise Jesus? We should praise Jesus for what He has done to provide our salvation and because He will one day make all things right.

**CHRIST CONNECTION:**

Christians have a special purpose to spread the good news of Jesus and to live in a way that honors Him. We live holy lives, loving one another and finding joy in Jesus as we remember God's promise to one day return and make all things right.



PRIOR TO TEACHING THE SESSION



## LEADER Bible Study

First Thessalonians 4–5 serves as an encouraging, insightful, and convicting portion of the letters penned by Paul. As evidenced by the compassionate, heartfelt words he shared, the apostle loved his brothers and sisters who belonged to the church in Thessalonica. Because of the deep affection he held toward them, he exhorted them to lean into the special, set-apart lives Christ had called them to as His followers.

What does Paul say is the will of God for his brothers and sisters in Christ—both in the year A.D. 50 as well as in the modern-day church? How are we to accomplish this will according to today’s passage?

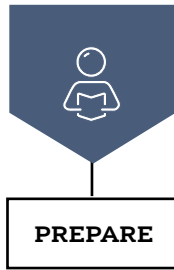
We often wonder what God’s will for our lives may be. Yet we see throughout the pages of Scripture: His will is our sanctification—in sexual morality, self-control, holiness, and honor ... on account of the knowledge of our God (1 Thess. 4:3-5). Paul writes in the next chapter that His will for us is that we would likewise continually rejoice, pray, and give thanks for all He has done (1 Thess. 5:16-18). He calls for a “whole-person” holiness in all parts of our lives: spirit, soul, and body, which only comes through placing our trust in Jesus—which means trusting in what He says is best for our lives.

For the church of Thessalonica to pursue God’s will for their lives would be entirely impossible if not for the power of the Holy Spirit in their lives. They had to trust in the Lord to help them obey, believing in Christ’s perfect life and sacrifice as the basis of their faith.

As you take steps toward teaching this session, consider the ways you’ve been faithfully following Jesus. Be encouraged by all that He has done in your life to help you look more like Jesus through the power of His Spirit. Help kids see that they, too, can trust God’s character and goodness, which means that we can believe that His will for our lives—this call to sanctification—is good.

### DOCTRINE TO KNOW

**Christ’s Exaltation:** Christ was exalted when God raised Him from the dead and when He ascended to the Father’s right hand. He will be exalted by all creation when He returns.



PRIOR TO TEACHING THE SESSION

## GATHER Supplies

Keep a regular supply of the following items available at all times: Bibles, pens or pencils, markers, crayons, colored pencils, scissors, glue or tape, paper.



**WELCOME**

### Activity Page

- “Purpose Word Search” activity page

### Session Starter (Option 2)

- box or brown grocery bag
- household cleaning items such as laundry detergent, dish soap, toilet cleaner, multi-surface cleaner, etc.
- personal care items such as shampoo, body soap, hand sanitizer, toothbrush, etc.



**LEARN**

### Introduce the Session

- countdown video

### Big Picture Question

- Big Picture Question Poster

### Review the Timeline

- Giant Timeline

### Tell the Bible Story

- “We Are Here to Make Much of Jesus” video
- Bible Story Picture Poster
- dry erase board and marker (optional)

### Questions from Kids

- “Unit 35, Session 6” questions from kids video

### Key Passage Activity

- Key Passage Poster
- “I Will Exalt You (Isaiah 25:1)” song
- worship song of your choice (optional)



**LOVE**

### Review & Bible Skills

- Small Group Timeline and Map Set (optional)



**LIVE**

### Activity Choice (Option 2)

- cardboard pieces, 1 per kid
- cardstock
- construction paper

### Reflection and Prayer

- Bible Story Coloring Page (optional)



## WELCOME Kids

Greet each kid as he or she arrives. Use this time to collect the offering, fill out attendance sheets, build relationships, and help new kids connect to your group.

| **SAY** “ Do you know what the word purpose means? What does it mean to have a purpose? ”

### 1 ACTIVITY PAGE (5 minutes)

Invite kids to complete “Purpose Word Search” on the activity page.

| **SAY** “ Today, we will learn that our purpose, what we were made to do, is to make much of Jesus. Let’s get ready to hear how Paul encourages us to live so that others can know and love Jesus. ”

### 2 SESSION STARTER (10 minutes)

#### OPTION 1: THAT’S ME!



Create a circle of chairs with one less chair than the total number of kids. Choose one kid to stand in the center of the circle while the other kids sit in a chair. Guide her to say something true about herself such as “I have a sister” or “I like riding my bike.” If the statement is also true for other kids, they will stand up, say “that’s me,” and run to a different seat. Whoever does not find a chair becomes the new caller. Continue to play as time allows.

| **SAY** “ We learned some fun facts about all of you. We also saw that we have many things in common. In today’s Bible story, we’ll learn that we all have one thing in common: we are here to make much of Jesus. Let’s get ready to hear how Paul teaches us to live in a way that shows others how great Jesus is. ”

#### OPTION 2: WHAT DOES IT DO?

Before the session, gather various items that have a common purpose of cleaning such as a toothbrush, hand sanitizer, dish soap, shampoo, laundry detergent, etc. Include two groups of items: items used for personal care and items used to clean household objects. Place all the items in a box or a brown grocery bag. Invite several kids to take turns pulling out an item from the box. After a kid pulls out an item, ask the group to say what the item is used for. Once all the items have been revealed, ask if they can determine what all the items have in common. Then invite kids to group the items into personal care and household cleaning.

| **SAY** “ All these items are used for cleaning. However, some are set apart for personal care. We wouldn’t use laundry detergent to wash our hair. In today’s Bible story, Paul taught that God wants us to be holy and to live in a way that pleases Him. We are to be pure, set apart from the world, and to make much of Jesus. ”

Transition from **WELCOME** to **LEARN**





## THE STORY OF THE GOSPEL

# INTRODUCE the Bible Story

### 1 INTRODUCE THE SESSION (3 minutes)

Show the countdown video as you transition to introduce the Bible story. Set it to end as the session begins.

**SAY** “ Hello, everyone. My name is [your name], and I am so glad you are here! I can’t wait to learn more from the Bible with you today. If you have your Bible, can you take it out? **[Distribute Bibles to kids who need one.]**

Today’s Bible story is found in the book of 1 Thessalonians. The book of 1 Thessalonians is in the New Testament and is one of the letters Paul wrote to a church in a city called Thessalonica. Paul visited this city on his second missionary journey and helped start the church there. In this letter, we will learn that Paul helped the church know how to live as followers of Jesus. ”

### 2 BIG PICTURE QUESTION (1 minute)

**SAY** “ Today is our last session reviewing our big picture question and answer. Can anyone remember our big picture question? **[Allow responses.]** **Why should we praise Jesus?** Let’s say the answer together: **We should praise Jesus for what He has done to provide our salvation and because He will one day make all things right.** Everyone needs to be saved and Jesus provides salvation for anyone who believes in Him. We must repent and believe in Jesus to be saved.

In today’s Bible story, Paul reminded the church in Thessalonica that those who have been saved are to live differently so they can show others how great Jesus is. Because of what Jesus has done, we live to make His name great and give Him praise. ”

### 3 REVIEW THE TIMELINE (1 minute)

Show the giant timeline. Point to individual Bible stories as you review.

**SAY** “ Last week, we learned that Paul was under house arrest in Rome. Even though Paul had not done anything wrong, God used Paul’s imprisonment to get him to Rome so he could share the gospel there. Before Paul went to Rome, he had traveled on three different missionary journeys. On one of those journeys, he went to the city of Thessalonica. Paul preached the gospel and helped start a church. Today, we will read part of a letter Paul wrote to the church in Thessalonica as he helped them know we are here to make much of Jesus. ”



## THE STORY OF THE GOSPEL

### LEARN the Bible Story

#### 1 TELL THE BIBLE STORY: VIDEO OR STORYTELLER (10 minutes)

Open your Bible to 1 Thessalonians 4–5. Use the Bible storytelling tips to help you tell the story, or show the Bible story video “We Are Here to Make Much of Jesus.” Use the bold text to retell or review the story.

#### WE ARE HERE TO MAKE MUCH OF JESUS

“ Paul had started the church at Thessalonica (THESS uh loh NIGH kuh) about 20 years after Jesus died and rose from the dead, **but Paul could not stay there long because a mob wanted to hurt him. Paul checked in on the church and wrote a letter** to teach the believers there and encourage them.

In his first letter to the Thessalonian believers, Paul taught about how to live as followers of Jesus. **Paul wrote, “God wants you to be holy and to live in a way that pleases Him.” This means that Christians should rely on God to help them do what is right and good, just like Jesus did.**

Paul encouraged them to work hard and not be lazy. **He wrote, “Make it your goal to live a quiet life, mind your own business, and work with your hands.”** Paul wanted them to be responsible and help others.

Paul also wrote about the importance of love and unity among believers. Christians are on earth to make much of Jesus. **Paul said, “Show sincere love to one another as brothers and sisters. Be eager to honor one another.”** Paul wanted them to treat each other like family, showing love and respect.

Then Paul wrote words of comfort to the believers in Thessalonica. He said that when Jesus returns, those who believe in Him will be together with Him forever. **Paul wrote, “We will meet the Lord and be with him forever.” These words brought joy and hope to the believers.**

Finally, Paul wanted the believers to have a grateful and prayerful attitude. He urged them to pray and give thanks to God in all circumstances. **“Always be joyful and never stop praying,” Paul wrote. “Give thanks in all circumstances, for this is God’s will for you.”**

Christ Connection: Christians have a special purpose to spread the good news of Jesus and to live in a way that honors Him. We live holy lives, loving one another and finding joy in Jesus as we remember God’s promise to one day return and make all things right. ”

#### STORYTELLING TIPS

**Make a list:** Using a dry erase board, make a list of all the ways Paul teaches how Christians should live such as holy, pleasing Him, doing right, living a quiet life, etc.

**Give thanks:** Pause at the end of the story and invite kids to share ways they can give thanks to God for all He has done and will do. Remind them that giving thanks is one way we praise God.



## THE STORY OF THE GOSPEL

### 2 REVIEW THE BIBLE STORY

**SAY** “ Paul told the Christians in Thessalonica about the importance of living holy and in a way that pleases God. What does that mean? How does someone live holy? [Allow responses.] We can only live holy lives through faith in Jesus. When we trust in Jesus, God’s Spirit lives in us and sets us apart to live in a way that shows others what God is like. We depend on His Spirit to help us say no to things that displease God like lying, disobeying, loving things more than Him, and so on.

Christians all have the same purpose of showing others how great Jesus is. With the Spirit’s help, we can begin to be more like Jesus and honor Him. Paul said that Christians love one another, live quiet lives, are not lazy, and help one another. Did Jesus do all these things? [Allow responses.] Jesus is our perfect example of how to live in a way that pleases God. When we live like Jesus, we make much of Him.

Then Paul told the Thessalonians that Jesus is coming back again. He said we should be grateful and thankful always. How does being grateful and thankful please God? [Allow responses.] When we are thankful to God, we show that He is bigger and better than our circumstances. Even when times are hard or sad, we can trust that Jesus is coming back again. God is pleased by our faith and it shows that Jesus is what our hearts love most. Everyone who trusts in Jesus will live with Him forever. ”

### 3 CHRIST CONNECTION

**SAY** “ Christians have a special purpose to spread the good news of Jesus and to live in a way that honors Him. We live holy lives, loving one another and finding joy in Jesus as we remember God’s promise to one day return and make all things right. ”

(Tip: Use Scripture and the Gospel Plan Poster to explain how to become a Christian. Make sure kids know when and where they can ask questions.)

### 4 QUESTIONS FROM KIDS (3 minutes)

Show the “Unit 35, Session 6” questions from kids video. Prompt kids to discuss:

1. How should you deal with fake friends, bullies, and gossip?
2. How can we treat others in a way that pleases God?

### 5 MISSIONS MOMENT (3 minutes)

**SAY** “ A woman named Putri (name changed) from a rural Southeast Asia village moved to a large city to begin working as a school cook. Putri was a Muslim but a Christian friend from her new job invited her to church. When Putri came to the church, the believers welcomed her. Putri had never heard the good news about Jesus and one of the church leaders knew this might be the only time she visited their church. After a church leader shared the gospel, Putri immediately put her faith in Jesus. ”

Tell kids that Putri is the first person from her family and the first person from her village in



## THE STORY OF THE GOSPEL

Southeast Asia to trust in Jesus. Explain that Putri trusted in Jesus even though it meant her family and Muslim friends might not be friendly toward her anymore. Tell kids that in April 2021, Putri was baptized. Explain that the church didn't have a large baptism pool, so Putri was baptized in an inflatable kid's pool. Remind kids that the gospel is the hope for every person. Close in prayer, thanking God for saving Putri and asking Him to help her be bold in her faith. Thank God for how the believers of the church made much of Jesus by welcoming Putri and sharing the gospel.

### 6 KEY PASSAGE ACTIVITY (5 minutes)

Show the key passage poster. Lead kids in reading aloud Isaiah 25:1 together.

**SAY** “Isaiah praised God for His faithfulness, and God is still faithful today. We can give Him praise for how He saves us and how He continues to help us grow in holiness.”

Form kids into two groups and invite them to each create a circle. Lead groups to begin saying the key passage by having each kid say a word. At your direction, tell kids to say the key passage slower. Then, tell kids to say the key passage slower. Continue until the entire key passage is said. Repeat as time allows.

Lead kids to sing “I Will Exalt You (Isaiah 25:1).” You may also choose to sing a worship song of your choice.

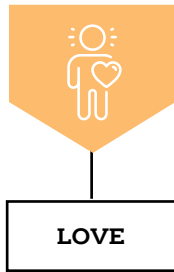
### 7 PRAY (2 minutes)

Invite kids to pray before transitioning to Love.

**SAY** “God, thank You for saving us through Jesus. Help us live a life of holiness, set apart for You, as we show others how great Jesus is. Help us love one another and find joy in Jesus, trusting one day He will return for us. Amen.”

Transition from **LEARN** to **LOVE**





## THE GOD OF THE GOSPEL

# LOVE God by Applying the Story

### 1 REVIEW & BIBLE SKILLS (5 minutes)

Distribute Bibles and display the New Testament Mediterranean Map. Help kids find 1 Thessalonians 4 in their Bibles. Remind kids they can use the contents page of their Bibles to find the book or they can turn to the New Testament and flip toward 1 Thessalonians as you remind them it comes after Colossians.

Consider pointing out the location of Thessalonica (C4) on the New Testament Mediterranean Map. Choose a volunteer to read aloud 1 Thessalonians 4:16 or ask the kids to follow along as you read the verse aloud.

**SAY** “ Paul encouraged the Thessalonians with some great news: Jesus is coming back! When Jesus comes again, everyone who trusts in Him will live with Him forever, and He will make all things new.

Knowing that Jesus is coming back should change how we live now. Jesus’ return should help us think about what is most important. We can think about how we can live each day to make His name great because He matters most. Our purpose is to make much of Jesus and to tell others about Him. ”

### 2 GROUP DISCUSSION (10 minutes)

Ask the following questions. Lead the group to discuss.

| **SAY** “ Why can’t we live to please God in our own strength or power? ”

Remind kids that our hearts are sinful and choose what is not good. Discuss how we need new hearts by faith in Jesus so we can choose what is right and good. Help kids understand that faith in Jesus means we have the Holy Spirit who gives us the power to please God.

| **SAY** “ What is every believer’s purpose in life? ”

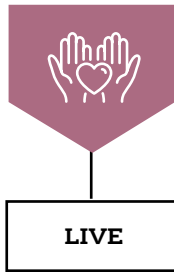
Encourage kids to remember that God calls each person to serve Him in different ways, but the purpose of every believer is the same: we are to share the gospel and live to make much of Jesus. Explain that when we obey God’s commands and love others as Jesus has loved us, we honor Jesus and show that He is greatest.

| **SAY** “ Does the truth of Jesus coming back bring you joy like it did the Thessalonian church? Why? ”

Answers will vary. Remind kids that Christians look forward to the day of Christ’s return because then we will live with Him forever. Discuss how Jesus’ return means sin, death, and sadness will be no more. Tell kids that Jesus will make all things new and we will be happy forever.

Transition from **LOVE** to **LIVE**





## THE MISSION OF THE GOSPEL

### **LIVE** the Mission

#### 1 **ACTIVITY CHOICE** (10 minutes)

##### **OPTION 1: SHOW LOVE**



Tape a piece of paper to the back of each kid. Provide each kid with a washable marker. Tell kids that they can use their markers to draw a picture or write kind words to show love to one another. Encourage kids to draw or write something on each kid's paper that shows something they like about him or her such as being friendly, kind, sharing, funny, etc. Once everyone has written or drawn something on each kid's paper, invite kids to take their paper off their backs and see what others drew or wrote.

**SAY** “ Being kind and showing love to one another is one way we can live to please God and make much of Jesus. Today, we learned that when Putri went to the church for the first time, the church members were kind and welcomed her. They modeled Jesus’ love and helped Putri see how great Jesus is. ”

##### **OPTION 2: GIVE THANKS WREATH**

Before the session, prepare the materials needed for the wreath: Create the circular wreath shape using cardboard. Make one for each kid. Then cut out leaves for the wreaths using construction paper. Finally, use cardstock to create banners to place over the center of the wreaths with the words from 1 Thessalonians 5:18 written on them.

Provide each kid with a cardboard wreath, leaves, a banner, glue, and markers. Invite kids to write things they are thankful for on the leaves. Then lead kids to glue the leaves to their wreath. Once all the leaves have been added, glue the banner across the center of the wreath.

**SAY** “ We have so much to be thankful for! God has provided our salvation through Jesus, helps us live in ways that please Him, and promises that Jesus is coming back. Giving thanks to God is one way we can praise Him and make much of Jesus. ”

#### 2 **REFLECTION AND PRAYER** (5 minutes)

Distribute a sheet of paper and pencil to each kid. Ask the kids to write about or draw a picture to answer the following questions:

- What does this story teach me about God or the gospel?
- What does this story teach me about myself?
- Who can I tell about this story?

Be sure to send the sheets home with the kids along with the activity pages so parents can continue to discuss the Bible story with their kids.

If time remains, take prayer requests or allow kids to complete the Bible story coloring page. Pray for your group.



UNIT 36 | SESSION 1

## JESUS IS WORTHY OF WORSHIP

REVELATION 4-5

### KEY PASSAGE:

Revelation 21:4

### BIG PICTURE QUESTION:

What is the hope of the church? The church looks forward to Jesus' return when He will make all things new.

### CHRIST CONNECTION:

John cried when he saw that no one was worthy to open the scroll. Then John saw the resurrected Lamb—God's Son, Jesus. Jesus died on the cross so that we could have forgiveness and eternal life. Jesus is worthy. He deserves all praise, honor, and blessing.



PRIOR TO TEACHING THE SESSION



## LEADER Bible Study

John’s vision of heaven in Revelation 4–5 offers us a glimpse of Jesus’ worthiness and heaven’s splendor, as those found in Him will abide with Him forever. From these passages, we know that God will forever reign with all glory, splendor, righteousness, and holiness attributed to His name.

How does Jesus meet John—and us—in our need? What do we learn about the nature of heaven and our role there as the redeemed?

Revelation 5 introduces the crucial conflict of today’s passage: No one has been found worthy to break the seal of this great scroll. This somber realization led the apostle to weep, until his gaze was lifted up to Jesus. He alone has conquered the power of sin and death, making Him the only One worthy to open the scroll. However, the magnificent, conquering Son of God did not appear in the way we would expect; rather, His appearance was like a slaughtered lamb—representing His sacrifice on our behalf.

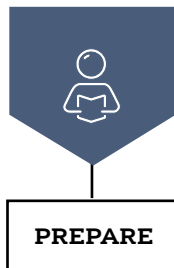
As He took the scroll, the creatures and elders fell down before Him in praise. The angels likewise declared that the slaughtered lamb’s power, riches, wisdom, strength, honor, glory, and blessing would endure forever! The resurrected Jesus who defeated sin and death rose victoriously to bring us

back into relationship with the Father. By trusting in Him and giving Him praise for all He has done, we find our purpose in this life and for all days to come. We will forever worship the only One worthy of praise. This is what heaven is: the place of eternal unity with our Lord, where we will praise Him for eternity, no longer inhibited by sin. We will experience God’s glory in its fullness there forevermore.

As you prepare to teach this session to kids, remember this main point: Christ is worthy of endless praise and has made a way for us to dwell with Him forever! Though this passage may seem difficult to comprehend, the simplicity of His worthiness is what we must return to: Our God is good, and He loved us enough to send us His Son.

### TERMS TO KNOW

**Revelation: the last book of the Bible, written by the apostle John, the book of Revelation is an apocalyptic work pointing to future hope and calling for present faithfulness**



PRIOR TO TEACHING THE SESSION

## GATHER Supplies

Keep a regular supply of the following items available at all times: Bibles, pens or pencils, markers, crayons, colored pencils, scissors, glue or tape, paper.



### WELCOME

#### Activity Page

- “Jesus Is Worthy” activity page

#### Session Starter (Option 1)

- brown paper, 1 per kid
- straws or dowels, 2 per kid

#### Session Starter (Option 2)

- craft sticks, 2 per kid
- yellow cupcake liners, 1 per kid
- white cupcake liners, 1 per kid
- googly eyes, 4 per kid
- cotton balls



### LEARN

#### Introduce the Session

- countdown video

#### Big Picture Question

- Big Picture Question Poster

#### Review the Timeline

- Giant Timeline

#### Tell the Bible Story

- “Jesus Is Worthy of Worship” video
- Bible Story Picture Poster

#### Questions from Kids

- “Unit 36, Session 1” questions from kids video

#### Missions Moment

- “Betty Law” missions video
- world map

#### Key Passage Activity

- Key Passage Poster
- “Be No More (Revelation 21:4)” song
- worship song of your choice (optional)



### LOVE

#### Review & Bible Skills

- Small Group Timeline and Map Set (optional)



### LIVE

#### Activity Choice (Option 1)

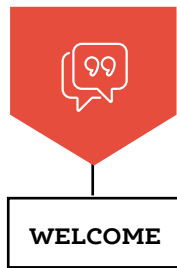
- painter’s tape
- empty wrapping paper tube

#### Activity Choice (Option 2)

- dry erase board

#### Reflection and Prayer

- Bible Story Coloring Page (optional)



## WELCOME Kids

Greet each kid as he or she arrives. Use this time to collect the offering, fill out attendance sheets, build relationships, and help new kids connect to your group.

**SAY** “What is something you were not able to do and someone had to do for you? Maybe you couldn’t reach food on a top shelf or you couldn’t fix your bike. How did it feel when someone helped you?”

### 1 ACTIVITY PAGE (5 minutes)

Invite kids to complete “Jesus Is Worthy” on the activity page.

**SAY** “Today, we will see how Jesus deserves all praise because He did what we could not do—He conquered sin and death.”

### 2 SESSION STARTER (10 minutes)

#### OPTION 1: CREATE A SCROLL



Invite kids to sit around tables and distribute a piece of brown paper and two straws or dowels to each kid. Place markers in the center of each table for kids to share. On a dry erase board, write Jesus is worthy of worship. Challenge kids to write the statement on their scrolls. Kid may need help writing the statement, or you may consider providing several papers written out before the activity. Then encourage kids to crinkle their paper and flatten it out again. Lastly, direct kids to tape one straw on each side of their scroll and then roll it up. Assist kids as needed.

**SAY** “The statement you wrote on your scroll is true! Today, we will learn that Jesus is worthy of worship! He died on the cross so that we can have forgiveness and life forever with Him! Jesus deserves all our praise.”

#### OPTION 2: LION AND LAMB PUPPETS

Distribute two craft sticks, a white and a yellow cupcake liner, and four googly eyes to each kid. Place the scissors, glue, cotton balls, and markers in the center of the table. Direct kids to flatten out their cupcake liners and glue their googly eyes in the top center of each liner. Then demonstrate how to glue cotton balls around the white liner to create a lamb’s face. Direct kids to use scissors to make little cuts around the yellow cupcake liner to create a lion’s mane. Next, encourage kids to draw noses and mouths on their lions and lambs and color them as they choose. Lastly, direct kids to glue their lions and lambs on the craft stick.

**SAY** “In today’s story, Jesus is called the Lion of Judah and the Lamb of God. We’ll learn how Jesus is like a lion because He has power over death. We’ll also learn that Jesus is like a lamb because He died on the cross for our sins. Both names remind us that Jesus is worthy of all worship.”

Transition from **WELCOME** to **LEARN**





## THE STORY OF THE GOSPEL

# INTRODUCE the Bible Story

### 1 INTRODUCE THE SESSION (3 minutes)

Show the countdown video as you transition to introduce the Bible story. Set it to end as the session begins.

**SAY** “ Hi, kids! I’m so glad you’re here! My name is [your name], and I am excited to share a true story from God’s Word with you. If you have your Bible with you, will you take it out and put it in your lap? [Distribute Bibles to kids who need one.]

Today, we get to hear a story from the very last book of the Bible. Does anyone know what that book is? [Allow responses.] It is the book of Revelation. We will learn how John, the writer of the book of Revelation, saw a vision which showed how Jesus alone is worthy of all worship, honor, and praise. ”

### 2 BIG PICTURE QUESTION (1 minute)

**SAY** “ Who is ready to hear our big picture question? Our big picture question is, **What is the hope of the church?** The answer is, **The church looks forward to Jesus’ return when He will make all things new.** Let’s say the answer together: **The church looks forward to Jesus’ return when He will make all things new.**

In the Old Testament, God made a promise to send the Messiah, Jesus, into the world. God kept this promise, and Jesus came and lived a perfect life. Then He died on the cross, rose again, and went back to heaven. But He made a promise that He would return again and make all things new. Today, we will see how John saw Jesus being worshiped for all He has done and will do. ”

### 3 REVIEW THE TIMELINE (1 minute)

Show the giant timeline. Point to individual Bible stories as you review.

**SAY** “ Over the past several weeks, we learned about the life of Paul and how he faithfully preached the gospel wherever God took him. Sometimes Paul was with churches sharing about Jesus and other times he was in prison. God used Paul to help spread the gospel far and wide. Many people believed in Jesus and many churches were started. Even while in prison, Paul wrote to churches to encourage them to share the gospel and make much of Jesus.

Other apostles of Jesus also went out into the world and shared about Jesus. One of those apostles was John. John was with Jesus while Jesus was on earth. Today, we will learn how John saw a vision of Jesus in heaven. ”



## THE STORY OF THE GOSPEL

### LEARN the Bible Story

#### 1 TELL THE BIBLE STORY: VIDEO OR STORYTELLER (10 minutes)

Open your Bible to Revelation 4–5. Use the Bible storytelling tips to help you tell the story, or show the Bible story video “Jesus Is Worthy of Worship.” Use the bold text to retell or review the story.

#### JESUS IS WORTHY OF WORSHIP

“John was on the island of Patmos when he had a vision. Jesus appeared to John and showed him what will happen before the end of time. In the book of Revelation, John wrote about what he saw.

John saw a throne in heaven and someone sitting on it. The One seated looked like fiery red stones. A rainbow like an emerald surrounded the throne. He saw 24 other thrones around the throne, and 24 elders sat on the thrones. Each elder wore a gold crown.

John saw four living creatures around the throne. “The first creature was like a lion; the second creature was like an ox; the third creature had a face like a man; and the fourth creature was like a flying eagle. Each creature had six wings. All day and night they never stop saying:

“Holy, holy, holy,  
Lord God, the Almighty,  
who was, who is, and who is coming.”

John saw the creatures give glory, honor, and thanks to the One on the throne. He saw the elders fall down and worship, throwing their crowns before the throne. They say to God:

“You are worthy to receive  
glory and honor and power,  
because You have created all things.”

Then John saw a scroll in the right hand of the One seated on the throne. A mighty angel asked, “Who is worthy to open the scroll?”

No one in heaven was worthy. No one on earth was worthy. No one under the earth was worthy either. John began to cry loudly because no one was worthy! At last, one of the elders said, “Look! The Lion of Judah is able to open the scroll. He is worthy!”

Then John saw someone standing near the throne. He was like a slaughtered lamb. He took the scroll, and the elders and living creatures fell down before Jesus, the Lamb. They worshiped Him and sang a new song.

John heard thousands and thousands of angels around the throne. They said

#### STORYTELLING TIPS

**Define it:** Define the word *worthy* for kids to understand. Tell them *worthy* means deserving of all glory. Tell kids that Jesus is worthy because He is valuable beyond measure, and He alone has conquered sin and death.

**Active listening:** Challenge kids to listen for the word “worthy.” Each time they hear the word “worthy,” encourage them to sign “worthy” in sign language by putting their thumb and pointer finger on each hand together to form two circles and then move both arms in a circular motion to meet at the top.



## THE STORY OF THE GOSPEL

**in a loud voice:**

**“Worthy is the Lamb who was slaughtered  
to receive power and riches  
and wisdom and strength  
and honor and glory and blessing!”**

**John heard every creature everywhere**—in heaven, on earth, under the earth, and on the sea—**worshiping the Lamb together.**

Christ Connection: John cried when he saw that no one was worthy to open the scroll. Then John saw the resurrected Lamb—God’s Son, Jesus. Jesus died on the cross so that we could have forgiveness and eternal life. Jesus is worthy. He deserves all praise, honor, and blessing. ”

### 2 REVIEW THE BIBLE STORY

**SAY** “ God showed John visions of heaven. The creatures that John saw were all saying, ‘Holy, holy, holy Lord God, the Almighty, who was, who is, and who is coming.’ What does it mean that the Lord was, is, and is coming? [Allow responses.] This means that Jesus has always existed. Even before the world was created, He was reigning as King. He has no beginning. He is still King over all, and He is coming back one day to make everything right.

John also saw a scroll in the hand of the One seated on the throne. Who was worthy to open the scroll? [Allow responses.] The Bible tells us that John became very upset because there was no one in heaven or on earth who could open the scroll. No one was worthy except One: Jesus, the Lamb of God. Jesus is the only One who can open the scroll because He lived a sinless life and paid the price for our sin when He died on the cross. When Jesus came and took the scroll, all the creatures and elders fell down and worshiped Him.

Who is the only One worthy of honor, praise, and glory? [Allow responses.] Jesus died on the cross like a lamb for the sins of the world. He won the battle against sin and death and rose from the dead. Only He can save us from our sin. Jesus is the only One worthy of honor, praise, and glory. ”

### 3 CHRIST CONNECTION

**SAY** “ John cried when he saw that no one was worthy to open the scroll. Then John saw the resurrected Lamb—God’s Son, Jesus. Jesus died on the cross so that we could have forgiveness and eternal life. Jesus is worthy. He deserves all praise, honor, and blessing. ”

(Tip: Use Scripture and the Gospel Plan Poster to explain how to become a Christian. Make sure kids know when and where they can ask questions.)

### 4 QUESTIONS FROM KIDS (3 minutes)

Show the “Unit 36, Session 1” questions from kids video. Prompt kids to discuss:

1. How can we give God glory?
2. Why does Jesus deserve all of your worship and praise?



## THE STORY OF THE GOSPEL

### 5 MISSIONS MOMENT (3 minutes)

**SAY** “ In 1953, Betty Law and her husband, Tom, became missionaries to Havana, Cuba. [Point to Cuba on a world map.] Betty and Tom lived in Cuba for seven years, telling people the good news about Jesus. Later, they became missionaries to Spain. [Point to Spain on a world map.] While in Spain, the Laws planted churches, led mission teams, and even taught at a Bible college. ”

Play the missions video. Close in prayer, thanking God for the Laws responding to God’s call to tell people about Jesus in Cuba and Spain. Pray for other missionaries serving around the world, that they may help people know Jesus and worship Him.

### 6 KEY PASSAGE ACTIVITY (5 minutes)

Show the key passage poster. Lead kids in reading aloud Revelation 21:4 together.

**SAY** “ One day Jesus will return. When He does, sadness, pain, sin, and death will be gone forever. Jesus will make all things new. ”

Form kids into groups of four or five kids. Challenge kids to work together to make up motions to help them remember the words of the key passage. Allow kids to work together for several minutes. Then invite each group to share their motions with the entire group.

Lead kids to sing “Be No More (Revelation 21:4).” You may also choose to sing a worship song of your choice.

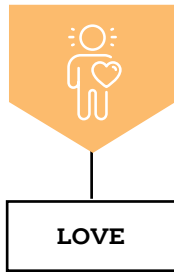
### 7 PRAY (2 minutes)

Invite kids to pray before transitioning to Love.

**SAY** “ Thank You, God, for sending Jesus as the perfect sacrifice for our sins. Thank You that we can have forgiveness and life forever with You. We praise You, Jesus, because You alone are worthy of all praise. In Jesus’ name, amen. ”

Transition from **LEARN** to **LOVE**





## THE GOD OF THE GOSPEL

# LOVE God by Applying the Story

### 1 REVIEW & BIBLE SKILLS (5 minutes)

Distribute Bibles and display the New Testament Mediterranean Map. Guide kids to open their Bibles to Revelation 5. Tell kids that Revelation is the last book in the Bible. Explain that John wrote the book of Revelation to seven churches in the area of Asia Minor (modern-day Turkey). Tell kids that John's letter was meant to encourage them and give them hope while they faced persecution.

Consider pointing out the location of Asia Minor (C6, C7, D6, D7) on the New Testament Mediterranean Map. Choose a volunteer to read aloud Revelation 5:9 or ask the kids to follow along as you read the verse aloud.

**SAY** “ Jesus is the only One worthy to open the scroll. The Bible tells us that He is worthy because He died on the cross. Through His blood, He paid for our sins so that anyone who trusts in Him can be completely forgiven of their sins. Jesus defeated sin and death when He died and rose again. His sacrifice and sinless life make Him the only One worthy of all worship, honor, and glory forever. One day Jesus will return, and everyone will worship Him. ”

### 2 GROUP DISCUSSION (10 minutes)

Ask the following questions. Lead the group to discuss.

**SAY** “ Why is Jesus called the Lamb of God? ”

Remind kids that before Jesus came to earth to pay for our sins on the cross, God instructed His people to sacrifice animals to pay the price for their sin. Explain that Jesus became the perfect sacrifice when He gave His life on the cross. Tell kids that animal sacrifices are no longer needed because Jesus, the Lamb of God, takes away our sin when we trust in Him. Remind kids that anyone who trusts Jesus as Savior will have their sins forgiven.

**SAY** “ Why should Jesus be most important to us and the only One we praise? ”

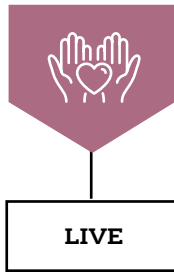
Tell kids that Jesus is more valuable than anything else—more than money, or toys, or friends. Explain that when we trust in Jesus we see Him as the most important treasure we could have. Help kids understand that Jesus is most important because of who He is and what He has done. Discuss how He is deserving of all praise because He gave His life for us.

**SAY** “ How can you praise Jesus? ”

Answers will vary. Discuss how we can praise God in many ways such as praying to Him, giving thanks, and singing to Him. Share how one way we show that Jesus is most important is by obeying Him and following what He tells us through His Word. Remind kids that if we are His disciples, we should want to praise Him with everything we do.

Transition from **LOVE** to **LIVE**





## THE MISSION OF THE GOSPEL

### **LIVE** the Mission

#### 1 **ACTIVITY CHOICE** (10 minutes)

##### **OPTION 1: HOME RUN!**



Tell kids that the national sport of Cuba, where the Laws served, is baseball. Use painter's tape to create a home plate and three lines. Make the first line about 4 feet from home plate, the second line 10 feet from home plate and the third line 15 feet from home plate. Form kids into two teams. Invite one kid at a time to "bat" from home plate using an empty gift wrapping tube. Choose a pitcher to throw a crumpled ball of paper to the batter. The batter gets three chances to hit the ball. Award points as follows: one point if the ball gets past the first line and two points for the second line. If a kid hits the ball past the third line, it's a home run and he gets five points. The team with the most points wins.

**SAY** “ Hitting a home run leads to cheers and praise. But as fun as it is to honor someone in a game, the Laws wanted the people of Cuba to know that only Jesus is worthy of all praise and worship. He alone deserves our worship because of who He is and what He has done. ”

##### **OPTION 2: MOST VALUABLE**



Before the session, write the following words on a dry erase board: trash, car, gold jewelry, rotten apple, house, computer, rag, diamond, toothbrush, cell phone. Read the words for the kids. Then invite kids to help you circle the items that they consider valuable. Once the items are circled, invite kids to share some other items they consider valuable. Discuss why some items are valuable and others are not.

(Tip: Consider bringing in items of value such as a wedding ring, jewelry, phone, computer, etc. Then bring in non-valuable items for kids to compare.)

**SAY** “ Some items are valuable because of what they are worth or how much they cost. A car costs a lot more money than a toothbrush. But all the most expensive items in the world do not compare to how valuable Jesus is. He is the greatest treasure. If we lost everything in this world and still had Jesus, we would be eternally rich. Jesus is most valuable because He is the King who paid the cost of our sin on the cross, and He deserves all worship. ”

#### 2 **REFLECTION AND PRAYER** (5 minutes)

Distribute a sheet of paper and pencil to each kid. Ask the kids to write about or draw a picture to answer the following questions:

- What does this story teach me about God or the gospel?
- What does this story teach me about myself?
- Who can I tell about this story?

Be sure to send the sheets home with the kids along with the activity pages so parents can continue to discuss the Bible story with their kids.

If time remains, take prayer requests or allow kids to complete the Bible story coloring page. Pray for your group.



UNIT 36 | SESSION 2

## JESUS WILL RETURN ONE DAY

REVELATION 19-20

### KEY PASSAGE:

Revelation 21:4

### BIG PICTURE QUESTION:

What is the hope of the church? The church looks forward to Jesus' return when He will make all things new.

### CHRIST CONNECTION:

Jesus promised to come back to earth soon. When Jesus returns, He will defeat evil once and for all. Those who trust in Jesus will be with Him and enjoy Him forever.



PRIOR TO TEACHING THE SESSION



## LEADER Bible Study

In Revelation 19–20, the apostle John recounts a vision he received from the Lord. The vision showcased the reality of the risen Savior who always keeps His promises. Jesus will return for His people with all righteousness, power, and might—just as the Scriptures said He would. Demonstrating His glory, strength, authority, and sovereignty, Jesus will faithfully redeem and restore the brokenness of the world and bring His followers into this realm of everlasting joy and peace with Him forever.

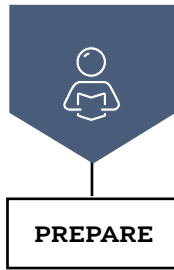
How is the depiction of Jesus in Revelation 19–20 different from our previous session’s lamb that was slain? What does Christ’s fulfillment mean for the ways we are to live as His followers on the earth today?

The Jesus we see in today’s passage is the conquering King over all—no longer the meek, gentle lamb who was led to the slaughter. Instead, He is the King of Kings and Lord of Lords, the warrior whose enemies have been now and forever rendered powerless. He reigns and rules over Satan and the forces of evil and darkness, defeating the powers of sin and death once and for all. The imagery now describing the risen Lord is fierce, mighty, and righteous. He has returned for His people, keeping every promise He has spoken to the ones whose faith has been placed in Him.

We, as followers of Jesus, are to look ahead to the coming days of Christ’s return with expectation, joy, and celebration. Consider how you can reflect the anticipation, excitement, and comfort of this reality to the boys and girls you teach. They may feel uncertain about the Bible and if they can truly grasp what it is all about. In today’s session, you have an opportunity to relay the big idea of the Scriptures: the hope of the promised Savior and King who has invited them into this great story of redemption. All of creation will join together to sing of His infinite glory and splendor, and believers today have the opportunity to share His goodness with others. You get to proclaim His promises to the kids you will teach today!

### TERMS TO KNOW

**Second Coming of Christ:** the biblical teaching on the return of Jesus to earth at the end of earthly history. Jesus promised to return one day and told His followers to be prepared.



PRIOR TO TEACHING THE SESSION

## GATHER Supplies

Keep a regular supply of the following items available at all times: Bibles, pens or pencils, markers, crayons, colored pencils, scissors, glue or tape, paper.



### WELCOME

#### Activity Page

- “Crown Him” activity page

#### Session Starter (Option 1)

- inflated beach ball

#### Session Starter (Option 2)

- long ropes, 2
- laundry baskets, 2
- painter’s tape
- books or other weighted objects



### LEARN

#### Introduce the Session

- countdown video

#### Big Picture Question

- Big Picture Question Poster

#### Review the Timeline

- Giant Timeline

#### Tell the Bible Story

- “Jesus Will Return One Day” video
- Bible Story Picture Poster
- paper crown and toy sword (optional)
- party decorations (optional)

#### Questions from Kids

- “Unit 36, Session 2” questions from kids video

#### Missions Moment

- “Betty Law Photos” printable
- world map

#### Key Passage Activity

- Key Passage Poster
- “Be No More (Revelation 21:4)” song
- worship song of your choice (optional)
- dry erase board and marker



### LOVE

#### Review & Bible Skills

- Small Group Timeline and Map Set (optional)



### LIVE

#### Activity Choice (Option 1)

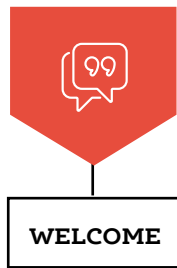
- 3 inch cardboard circles, 1 per kid
- pennies, 6 per kid
- hot glue gun

#### Activity Choice (Option 2)

- paper cups
- timer

#### Reflection and Prayer

- Bible Story Coloring Page (optional)



## WELCOME Kids

Greet each kid as he or she arrives. Use this time to collect the offering, fill out attendance sheets, build relationships, and help new kids connect to your group.

**SAY** “If you were in charge of planning a big celebration, how would you want to decorate? What activities would you like to do?”

### 1 ACTIVITY PAGE (5 minutes)

Invite kids to complete “Crown Him” on the activity page.

**SAY** “Jesus is given many names throughout the Bible. These names help us know more about who He is. Today, we will see that Jesus is named the King of kings and Lord of lords.”

### 2 SESSION STARTER (10 minutes)

#### OPTION 1: BE READY!



Form kids into a large circle and direct them to spread out. Stand in the center of the circle, holding a beach ball. When you are ready, throw the beach ball in the air and shout out the name of one of the kids in your group. Challenge that kid to run to the center and try to catch the ball before it touches the ground. If he catches it, he now stands in the center and will throw the ball, calling out someone’s name. If he does not catch it, encourage the entire group to try to get the ball, allowing whoever gets it to stand in the center of the circle. Continue until every kid’s name has been called out.

**SAY** “In order to catch the ball, you had to be ready to run each time. Today, we will learn that Jesus is coming back soon, but we don’t know exactly when. We must be ready, looking forward to the day He will return. Let’s get ready to learn more about why Jesus coming back is good news.”

#### OPTION 2: STRONGER!

Before the session, gather two laundry baskets and tie a long rope through each basket. Secure the ropes tightly. Fill each laundry basket with books or other weighted objects. Form kids into two teams. Lead teams to sit in a single file line, making sure each kid on the team is holding a section of the rope for their basket. Choose where to place a line of tape on the floor to signify where teams should pull their laundry basket to. On your start, challenge kids to remain seated while they work together to pull their basket to the line. The first team to reach the line wins. Play again, switching up teams.

**SAY** “In this competition, teams battled each other to see who was stronger. Today, we will learn about a battle where there is no competition because the winner is so much stronger and more powerful than His enemy. Let’s learn how Jesus is stronger than evil.”

Transition from **WELCOME** to **LEARN**





## THE STORY OF THE GOSPEL

# INTRODUCE the Bible Story

### 1 INTRODUCE THE SESSION (3 minutes)

Show the countdown video as you transition to introduce the Bible story. Set it to end as the session begins.

**SAY** “ Hi, kids! I’m glad you’re here today! My name is [your name], and I am excited to share a story from God’s Word with you. Today, we are going to learn about a big celebration that will take place in heaven. Have you ever been to a wedding or a birthday party? [Allow responses.] These events celebrate happy and exciting times in people’s lives. The celebration in our story today is even better than a wedding or a birthday.

Let’s take our Bibles and turn to the book of Revelation. [Distribute Bibles to kids who need one.] Revelation is the last book of the Bible in the New Testament. It was written by the apostle John and gives us hope for our future with Jesus. Because of what Jesus has done, we have a future filled with much celebration! ”

### 2 BIG PICTURE QUESTION (1 minute)

**SAY** “ Last week, we learned our big picture question. Do you remember our big picture question? [Allow responses.] **What is the hope of the church?** Does anyone remember the answer? [Allow responses.] **The church looks forward to Jesus’ return when He will make all things new.**

Jesus made the way for our sin to be forgiven when He died on the cross. Now, anyone who trusts in Jesus has a wonderful promise to look forward to: Jesus is coming again to make all things new. We are made right with God when we place our faith in Jesus, but we still live in a broken world. When Jesus comes again, everything that is broken will be made new. Today, we will learn how John saw a vision about a big celebration that will happen when Jesus comes back. ”

### 3 REVIEW THE TIMELINE (1 minute)

Show the giant timeline. Point to individual Bible stories as you review.

**SAY** “ Last week, we began learning about a book in the Bible called Revelation. God showed John visions of heaven to help us look forward to Jesus’ return. We saw that Jesus alone is worthy to open the scroll. He gave His life to save us from our sin. He is the One who deserves all praise, honor, and glory. Today, we will learn about another vision John saw: Jesus will come back to conquer evil once and for all. ”



## THE STORY OF THE GOSPEL

### LEARN the Bible Story

#### 1 TELL THE BIBLE STORY: VIDEO OR STORYTELLER (10 minutes)

Open your Bible to Revelation 19–20. Use the Bible storytelling tips to help you tell the story, or show the Bible story video “Jesus Will Return One Day.” Use the bold text to retell or review the story.

#### JESUS WILL RETURN ONE DAY

“John had a vision from God about what will happen when Jesus comes back. In his vision, John saw a big celebration in heaven. **Angels were singing, and people were praising God.** They were so happy because something wonderful was about to happen.

“Hallelujah!” they said together. “Victory, glory, and power belong to our God. Praise Him!”

Then John heard a sound as loud as fast-moving water or rumbling thunder. Voices said, “Hallelujah! Our Lord God, the Almighty, reigns! Let us be glad, rejoice, and give Him glory!”

Suddenly, John saw heaven open. A mighty warrior was riding on a white horse. The warrior was Jesus, and He was coming back to earth. Jesus was strong and powerful, ready to defeat evil.

Jesus had a sharp sword and a crown on his head. His name was written on His robe and His thigh: **KING OF KINGS AND LORD OF LORDS.** Jesus was coming to fight a beast and an evil dragon. The beast and dragon had been causing trouble on earth. But **Jesus was stronger than them. He fought against them and won. He threw them into a lake of fire, so they could never hurt anyone again.**

John’s vision showed that God will make everything right in the end. **Jesus will defeat evil and bring happiness to His people.**

Christ Connection: Jesus promised to come back to earth soon. When Jesus returns, He will defeat evil once and for all. Those who trust in Jesus will be with Him and enjoy Him forever. ”

#### STORYTELLING TIPS

**Decorate:** Decorate your room for a celebration as you teach kids about the celebration that will happen when Jesus returns.

**Use props:** Display a crown and a sword as you tell about them in the story. Use them to act out a victorious warrior and King.



## THE STORY OF THE GOSPEL

### 2 REVIEW THE BIBLE STORY

**SAY** “ In our story, we learned about a big celebration taking place in heaven. Why were people and angels celebrating? **[Allow responses.]** Everyone in heaven was celebrating that Jesus was returning to earth to defeat evil forever. God always keeps His promises. He promised that Jesus would return one day, and He will. Even though we do not know when Jesus will return, we can look forward to that day, knowing that God will do what He said He would do.

Why did John say Jesus was coming again as a warrior? **[Allow responses.]** When Jesus returns, He will fight evil and Satan. Jesus will win because He is stronger than anyone or anything. Those who trust Jesus for salvation can rejoice knowing we’ll never again live in a world where evil exists.

Why can we be excited for the day Jesus comes back? **[Allow responses.]** When Jesus comes again, everything will be made right. We will have no more sadness or pain. We won’t sin anymore. Instead, we will be happy forever because we will be with Jesus. We’ll have what our hearts have always wanted: life with Jesus forever. ”

### 3 CHRIST CONNECTION

**SAY** “ Jesus promised to come back to earth soon. When Jesus returns, He will defeat evil once and for all. Those who trust in Jesus will be with Him and enjoy Him forever. ”

(Tip: Use Scripture and the Gospel Plan Poster to explain how to become a Christian. Make sure kids know when and where they can ask questions.)

### 4 QUESTIONS FROM KIDS (3 minutes)

Show the “Unit 36, Session 2” questions from kids video. Prompt kids to discuss:

1. If God is all powerful, why hasn’t He destroyed Satan?
2. Jesus will come again just as He promised. How does this truth make you feel?

### 5 MISSIONS MOMENT (3 minutes)

Display the “Betty Law Photos” and a world map as you tell about the Laws’ mission service.

**SAY** “ Betty and Tom Law served as missionaries in Cuba for eight years. **[Point to Cuba on a world map.]** After they served in Cuba, the mission board assigned them to serve in Spain. **[Point to Cuba on a world map.]** The Laws attended language school in Costa Rica for two years before they moved to Spain. In 1964, Betty, Tom, and their four young sons moved to Spain. They told people about Jesus, started churches, and taught at a Bible college. For 18 years, the Laws served the people of Spain. Then in 1980, Tom became sick and the Laws needed to return to the United States. Soon Tom passed away, leaving Betty a widow at age 51. Betty did not stop following God’s call to mission service. She served in many positions related to mission service. ”

Pray, thanking God for the ministry of Betty and Tom Law as they told the people of Cuba and Spain about Jesus. Praise God that many heard how Jesus came to save us from our sins and is coming back again one day to make all things new.



## THE STORY OF THE GOSPEL

### 6 KEY PASSAGE ACTIVITY (5 minutes)

Show the key passage poster. Lead kids in reading aloud Revelation 21:4 together.

**SAY** “ One day, Jesus will return and make everything right. All the bad things from this earth will pass away because Jesus will conquer evil once and for all. ”

Write the key passage on a dry erase board but replace some of the words with incorrect words. Challenge kids to “make it right” by identifying the incorrect words and replacing them with the correct words.

Lead kids to sing “Be No More (Revelation 21:4).” You may also choose to sing a worship song of your choice.

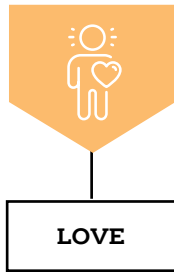
### 7 PRAY (2 minutes)

Invite kids to pray before transitioning to Love.

**SAY** “ Thank You, Lord, for sending Jesus to save us. Thank You that one day He will return to conquer evil forever. Help us share the good news with others as we wait for Jesus’ return. In Jesus’ name, amen. ”

Transition from **LEARN** to **LOVE**





## THE GOD OF THE GOSPEL

# LOVE God by Applying the Story

### 1 REVIEW & BIBLE SKILLS (5 minutes)

Distribute Bibles and display the New Testament Mediterranean Map. Guide kids to open their Bibles to Revelation 20. Explain that the book of Revelation was written by one of Jesus' disciples named John. Tell kids that John was on an island called Patmos when he wrote Revelation. Share how John was sent to Patmos as a punishment for sharing the gospel.

Consider pointing out the location of Patmos (D6) on the New Testament Mediterranean Map. Choose a volunteer to read aloud Revelation 20:10 or ask the kids to follow along as you read the verse aloud.

**SAY** “Satan and evil forces are God’s enemies. They hate God and try to turn people away from God. But they are not stronger than God. When Jesus returns, He will come as a warrior ready for battle. He will defeat Satan and evil once and for all. They will be destroyed and will no longer be able to deceive anyone.”

### 2 GROUP DISCUSSION (10 minutes)

Ask the following questions. Lead the group to discuss.

**SAY** “Do we need to fear evil or Satan? Why not?”

Discuss how when we trust in Jesus, we are now safe in Him. Help kids understand that Satan can never separate us from Jesus or the love of God. Remind kids that one day Jesus will defeat all evil once and for all.

**SAY** “John saw that Jesus’ thigh had the words KING OF KINGS AND LORD OF LORDS written on it. What does it mean that Jesus is the KING OF KINGS AND LORD OF LORDS?”

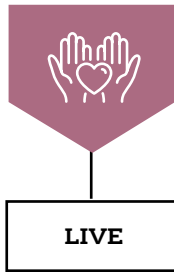
Tell kids that Jesus is greater than anyone else. Share how He is more powerful than any other king on earth or any spiritual evil. Remind kids that when He returns to earth, Jesus will use His power to defeat evil once and for all.

**SAY** “What should we do while we wait for Jesus to come back?”

Remind kids that Jesus’ return is good news for those who have trusted Him for salvation. Discuss how we can eagerly await His return and be ready for Him to come back. Tell kids that while we wait, we must go and share the good news about Jesus with others. Share how many people do not know how to be saved from their sin through Jesus. Tell kids that only faith in Jesus can save them from the eternal punishment sin deserves.

Transition from **LOVE** to **LIVE**





## THE MISSION OF THE GOSPEL

### **LIVE** the Mission

#### 1 **ACTIVITY CHOICE** (10 minutes)

##### **OPTION 1: CASTANETS**



Before the session, cut out circles 3 inches in diameter from cardboard. Make one for each kid. Tell kids they will be making a castanet which is a musical instrument commonly used in Spain, where the Laws served as missionaries for 18 years.

Provide each kid with a circular piece of cardboard, markers, and six pennies. Direct kids to decorate their cardboard circles using the markers. Then lead kids to fold their cardboard circles in half. Open up the circles, and assist kids in hot gluing three pennies to the top and bottom edges of the circle. Once the glue is dry, guide kids to fold their circle in half again to clap the pennies together. Quickly opening and closing the castanets creates a musical clacking sound.

**SAY** “ Music is commonly used at times of celebration. You can use your castanets to celebrate the good news about Jesus. He came to save us from sin, and He is coming again to make all things new. ”

##### **OPTION 2: CRUSH IT**



Form kids into two teams. Scatter paper cups on the floor, assuring there are at least three cups per kid. Tell kids that each team will take turns crushing all the paper cups with their foot. Explain that the team who crushes all the paper cups in the shortest time is the winner. After the first team crushes the cups, scatter new cups on the floor for the second team.

Read Genesis 3:15 and Revelation 19:15. Discuss how God has promised Jesus would crush and trample His enemies.

**SAY** “ After sin came into the world, God made a promise: Jesus would come and crush the head of the snake. When Jesus died on the cross, this promise came true. Anyone who trusts in Him is no longer guilty of their sin. God has also promised that Jesus will come again, and that when He does, He will trample over His enemies. Satan and evil will be crushed once and for all. ”

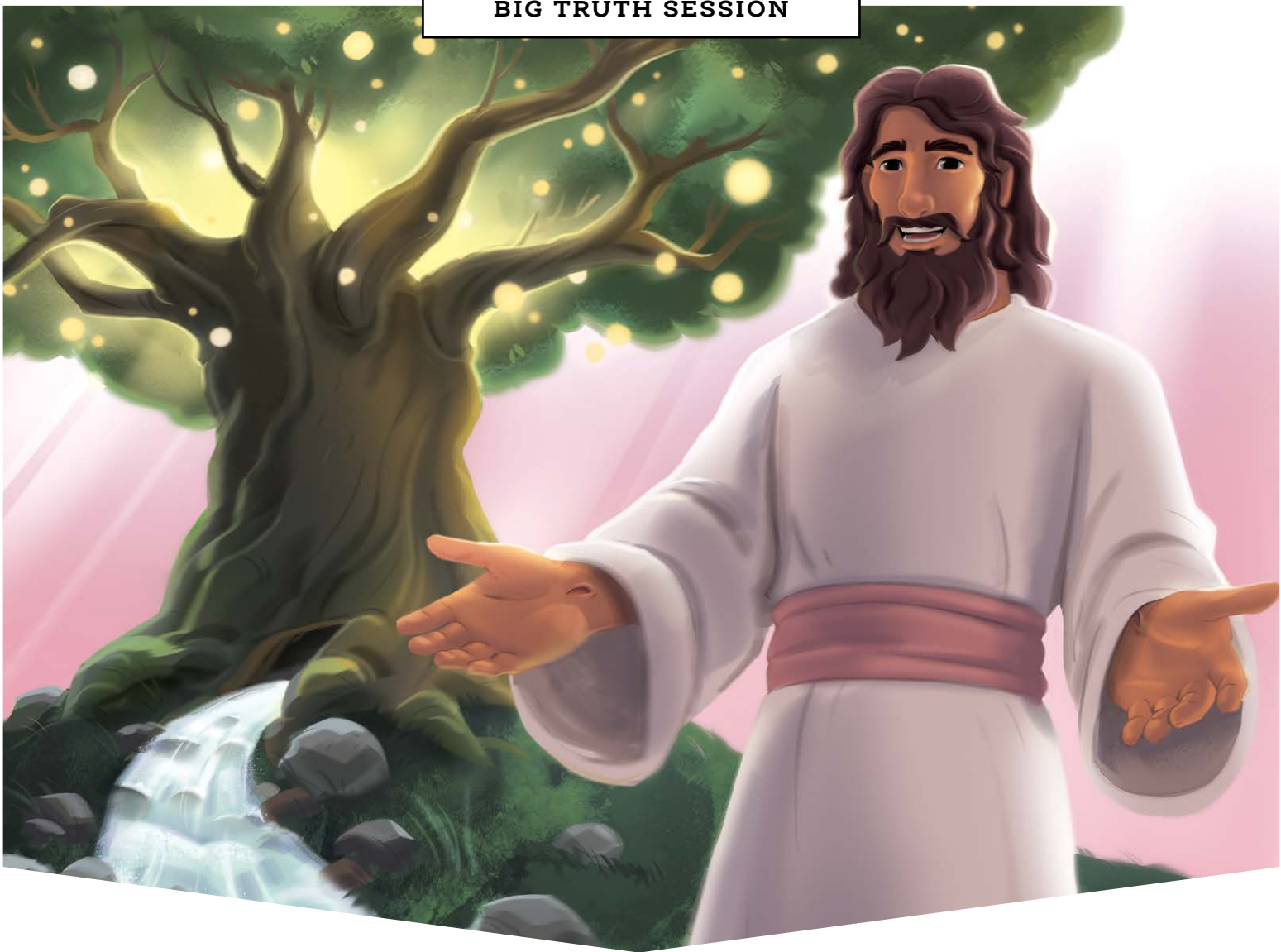
#### 2 **REFLECTION AND PRAYER** (5 minutes)

Distribute a sheet of paper and pencil to each kid. Ask the kids to write about or draw a picture to answer the following questions:

- What does this story teach me about God or the gospel?
- What does this story teach me about myself?
- Who can I tell about this story?

Be sure to send the sheets home with the kids along with the activity pages so parents can continue to discuss the Bible story with their kids.

If time remains, take prayer requests or allow kids to complete the Bible story coloring page. Pray for your group.



UNIT 36 | SESSION 3

# WE WILL BE PART OF THE NEW HEAVEN AND EARTH

REVELATION 21-22

**KEY PASSAGE:**

Revelation 21:4

**BIG PICTURE QUESTION:**

What is the hope of the church? The church looks forward to Jesus' return when He will make all things new.

**CHRIST CONNECTION:**

Jesus promised to come back to earth soon. When Jesus returns, God will undo every bad thing caused by sin—no more death, no more pain, no more tears. Jesus is making all things new.



PRIOR TO TEACHING THE SESSION



## LEADER Bible Study

Revelation 21–22 mark the end of the New Testament and establish the promise of everlasting life for those in Christ. The culmination of every good gift of the Father, every promise He has given to His people, is found in His Son, to be experienced for all eternity.

In what ways will God’s new creation be unlike the world we live in today?

The apostle John described the beautiful new city of God as being like a bride adorned for her husband—glorious, radiant, faithful, and true. This new heaven and earth highlight the sweetness and sacredness of God’s covenant with us: “Look, God’s dwelling is with humanity, and he will live with them. They will be his people, and God himself will be with them and will be their God” (Revelation 21:3).

The earth as we know it today is a splendid example of our Creator’s workmanship and love for us, yet it has been broken by the sinfulness of His created beings. Sin has fractured our relationship with God, and though we are able to know and be known by Him, our understanding of His goodness cannot be fully experienced because of our sin. Here in today’s passage, we find the promise of what eternity is like: we will one day dwell in the fullness of God’s presence,

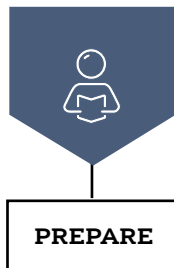
experiencing the splendor of His radiance in perfect unity with one another and with our God.

In this new creation, there is no temple because God dwells among His people, His glory unceasingly illuminating the day. No falsehood, uncleanness, grief, crying, or pain takes residence within God’s dwelling place; all is right and well, exactly as it was created to be.

Consider what it would look like if you lived each moment anticipating and readying yourself for the wonders yet to come. Would you be more inclined to persevere and to share the source of your eternal hope with others? Reflect on God’s goodness with gratitude, asking Him to prepare the hearts of the boys and girls you’ve been entrusted to teach it to. May this hopeful expectation change the way you view your Lord, your world, and those around you.

### DOCTRINE TO KNOW

**New Heaven and New Earth:** When Christ returns and the children of God are revealed, the creation itself will be made new. Christ will be all and in all, and we shall see Him face to face.



PRIOR TO TEACHING THE SESSION

## GATHER Supplies

Keep a regular supply of the following items available at all times: Bibles, pens or pencils, markers, crayons, colored pencils, scissors, glue or tape, paper.



**WELCOME**

### Activity Page

- “All Made New” activity page

### Session Starter (Option 1)

- bottle of 10% iodine solution
- vitamin C tablets, 3
- plastic bag
- glass jar
- cup
- pipette
- water

### Session Starter (Option 2)

- music



**LEARN**

### Introduce the Session

- countdown video

### Big Picture Question

- Big Picture Question Poster

### Review the Timeline

- Giant Timeline

### Tell the Bible Story

- “We Will Be Part of the New Heaven and Earth” video
- Bible Story Picture Poster
- kingdom props such as crowns, jewelry, etc. (optional)
- flashlight (optional)

### Questions from Kids

- “Unit 36, Session 3” questions from kids video

### Missions Moment

- “Betty Law Photos” printable

### Key Passage Activity

- Key Passage Poster
- “Be No More (Revelation 21:4)” song
- worship song of your choice (optional)



**LOVE**

### Review & Bible Skills

- Small Group Timeline and Map Set (optional)



**LIVE**

### Activity Choice (Option 1)

- electronic device

### Activity Choice (Option 2)

- stickers
- watercolor paints, 1 per kid
- paintbrushes, 1 per kid
- cups of water, 1 per table

### Reflection and Prayer

- Bible Story Coloring Page (optional)



## WELCOME Kids

Greet each kid as he or she arrives. Use this time to collect the offering, fill out attendance sheets, build relationships, and help new kids connect to your group.

**SAY** “If you could make something better, what would it be? Maybe a test score or a skill. Why would you want to make it better?”

### 1 ACTIVITY PAGE (5 minutes)

Invite kids to complete “All Made New” on the activity page.

**SAY** “Jesus is coming back! Today, we will learn that Jesus promised to come back to the earth soon and make all things new.”

### 2 SESSION STARTER (10 minutes)

#### OPTION 1: UNDO IT

Prepare a group demonstration by gathering a bottle of 10% iodine solution, three vitamin C tablets, a plastic bag, a glass, jar, water, a cup, and a pipette. Consider inviting a couple of kids to assist you in the experiment.

First, crush the vitamin C tablets in a plastic bag. Dissolve the vitamin C powder in a cup of water. Next, fill a jar about  $\frac{3}{4}$  full of water. Add a few drops of the iodine solution to turn the water brown. Pour the vitamin C water into the jar and stir with your pipette. Observe how the brown disappears as the water turns clear.

**SAY** “When the water was brown, it looked unclean. But when we added the vitamin C mixture, the water became clear and clean looking. This reminds me of how sin has made us and this world ‘dirty’ and broken. Today, we’ll learn that when Jesus comes again, He will make everything new.”

#### OPTION 2: ENTER IN



Play a game similar to London Bridge. Choose two kids to be the “gate” and direct the remaining kids to form a single file line. Lead the kids acting as the “gate” to hold hands and raise their arms high to form an arch. Guide kids to go through the “gate” and then walk around to the back of the line. Play music as kids walk through the “gate.” Then stop the music after 20–30 seconds. When the music stops, direct the kids acting as the “gate” to lower their arms and trap the kid who is trying to walk through. Kids who are trapped are out. Play as time allows choosing new kids to be the “gate.”

**SAY** “Jesus will come back again to make all things new. He will build a new city where His people will live with Him. But not everyone will be able to enter the city. Only those whose names are found in the book of life can enter in. Let’s get ready to learn more about the new heaven and earth.”

Transition from **WELCOME** to **LEARN**





## THE STORY OF THE GOSPEL

# INTRODUCE the Bible Story

### 1 INTRODUCE THE SESSION (3 minutes)

Show the countdown video as you transition to introduce the Bible story. Set it to end as the session begins.

**SAY** “ Welcome, kids! My name is [your name], and I am so glad you’re here today! If you have a Bible with you, will you take it out and place it in your lap? [Distribute Bibles to kids who need one.]

The Bible is God’s Word to us so we can know Him and trust in His Son, Jesus, who saves us from our sin. The Bible begins with Genesis and goes to Revelation. Even though the Bible is made of many stories, the whole Bible points to Jesus. God’s promise to rescue us from our sin came true when Jesus died on the cross and rose again. The Bible is full of God’s promises. In today’s story, we will see that Jesus promised that He would come back to create a new heaven and earth. ”

### 2 BIG PICTURE QUESTION (1 minute)

**SAY** “ Does anyone remember our big picture question? [Allow responses.] **What is the hope of the church? Do you know the answer? [Allow responses.] The church looks forward to Jesus’ return when He will make all things new.**

Jesus promised that He would come back to earth soon. When Jesus came to earth the first time, He died on the cross to pay for our sins. Then He rose again and went back to heaven. When He comes back to earth it will be to conquer evil and undo all the brokenness sin has caused. When Jesus comes back, He will make all things new. ”

### 3 REVIEW THE TIMELINE (1 minute)

Show the giant timeline. Point to individual Bible stories as you review.

**SAY** “ Let’s go back to the very beginning in the book of Genesis. God made a beautiful world where there was no sin. But Adam and Eve disobeyed God and sin entered the world. God promised a Rescuer would come to undo sin and defeat Satan. Years and years passed, while God’s people waited for the Messiah. They continued to disobey God and sin against Him. Then at just the right time, Jesus—the Messiah—was born. He lived a perfect life, died on the cross, and rose again. He made the way for people to have new hearts and be forgiven of their sin. Before Jesus went back to heaven, He sent His followers into the world to tell others about Him, and He promised He would come again to make all things right.

Over the past weeks, we have heard stories from the book of Revelation. We learned that Jesus alone is worthy of all worship and praise. Last week, we saw that Jesus will conquer evil once and for all because He is more powerful than anyone or anything. Today, we will see that when Jesus comes back, He will make all things new. ”



## THE STORY OF THE GOSPEL

### LEARN the Bible Story

#### 1 TELL THE BIBLE STORY: VIDEO OR STORYTELLER (10 minutes)

Open your Bible to Revelation 21–22. Use the Bible storytelling tips to help you tell the story, or show the Bible story video “We Will Be Part of the New Heaven and Earth.” Use the bold text to retell or review the story.

#### WE WILL BE PART OF THE NEW HEAVEN AND EARTH

“**John saw a new heaven and a new earth.** The first heaven and the first earth was gone. **He also saw the holy city, a new Jerusalem, coming down from heaven. He heard a loud voice from the throne, saying, “Look! God will live with His people. They will be His people, and He will be their God. He will wipe away every tear from their eyes. Death will no longer exist. Sadness, crying, and pain will no longer exist.”**

**One of the angels carried John to a great and high mountain. The angel showed John the holy city.** It was shining with God’s glory. **The foundations of the city wall had every type of precious stone. The city street was made of pure gold, as clear as glass.**

**John did not see a temple in the city because the Lord and the Lamb were the city’s temple.** The city does not need the sun or the moon to shine on it. **The glory of God gives light to the city, and there is no darkness. The city is safe and clean**—nothing unclean is in the city and no one will do wrong things in the city. **Only those whose names are in the Lamb’s book of life will enter the city.**

**The angel showed John the river of living water.** It sparkled like crystal and flowed from God’s throne, down the middle of the wide city street. **The tree of life was on both sides of the river,** and it produced 12 kinds of fruit every month.

**God’s throne will be in the city. God’s servants will see His face, and they will worship Him. They will reign forever and ever.**

**Jesus said, “Listen, I am coming soon! I am the Alpha and the Omega, the First and the Last, the Beginning and the End.”**

Jesus is the One who says that all of these things will happen. He is coming soon.

**“Amen! Come, Lord Jesus!”**

Christ Connection: Jesus promised to come back to earth soon. When Jesus returns, God will undo every bad thing caused by sin—no more death, no more pain, no more tears. Jesus is making all things new. ”

#### STORYTELLING TIPS

**Use props:** Decorate your room with gold, treasures, crowns, etc. Share with kids that the new heaven and the new earth will be so much better than we can imagine.

**Shine light:** Use a flashlight to shine light when you talk about how God gives light to the city.



## THE STORY OF THE GOSPEL

### 2 REVIEW THE BIBLE STORY

**SAY** “ We heard some amazing news today. Jesus is coming back! And when He does everything will be made new. How will the new heaven and new earth be different from the old heaven and old earth? [Allow responses.] The most exciting difference will be that God will live with His people! The Bible also tells us that God will take away all the terrible things that sin has caused like death, pain, sadness, and tears. The new heaven and earth will be filled with joy as we worship Jesus.

When God showed John the holy city, He noticed there was no temple. In the holy city, God will be with His people and there will no longer be a need for a temple. His people will be able to worship Him face to face. Who can enter the holy city? [Allow responses.] The Bible tells us that only those who have trusted Jesus as Savior, whose names are written in the Lamb’s book of life, will be able to enter the city. This city is for God’s children to be with Him and worship Him forever. God has given us opportunities now to recognize we are sinners and need Jesus to save us from sin. Anyone can trust in Jesus, be forgiven, and have the hope of life with Him forever.

As we wait for Jesus’ return, we can look forward to the day when Jesus returns and takes away all the hurt and pain we see in the world today. Praise the Lord for the hope we have in Him both now and for the future! ”

### 3 CHRIST CONNECTION

**SAY** “ Jesus promised to come back to earth soon. When Jesus returns, God will undo every bad thing caused by sin—no more death, no more pain, no more tears. Jesus is making all things new. ”

(Tip: Use Scripture and the Gospel Plan Poster to explain how to become a Christian. Make sure kids know when and where they can ask questions.)

### 4 QUESTIONS FROM KIDS (3 minutes)

Show the “Unit 36, Session 3” questions from kids video. Prompt kids to discuss:

1. What are you most looking forward to in heaven?
2. Through faith in Jesus, we will live with God forever. Have you put your faith in Jesus?

### 5 MISSIONS MOMENT (3 minutes)

Display the “Betty Law Photos” as you tell kids about her.

**SAY** “ After Betty retired as a missionary, she served in local churches wherever she lived. Betty recognized that God was always in control of her life and that following His plans is always best. She said, ‘Each time I have felt God leading me to make a decision that was certainly not in my plans, and I have followed God’s leading, I have been blessed in ways beyond understanding.’ ”

Tell kids that Betty died at the age of 94. Remind kids that because Betty trusted in Jesus she has the hope of life forever with Him in the new heaven and earth. Close in prayer, thanking God for Betty’s life and asking Him to raise up a new generation of missionaries who will share the hope of the gospel with the world.



## THE STORY OF THE GOSPEL

### 6 KEY PASSAGE ACTIVITY (5 minutes)

Before the session, write one or two words of the key passage on gold foil sheets. Create a set for each group of four kids. Show the key passage poster. Lead kids in reading aloud Revelation 21:4 together.

**SAY** “When Jesus returns, everything bad will be gone forever. We will be happy, and we live with our King and worship Him.”

Form kids into groups of four and provide them with a set of gold foil sheets. Lead groups to place the gold foil sheets in order of the key passage. Remind kids that God’s city will be beautiful and that John saw that its streets were made of gold.

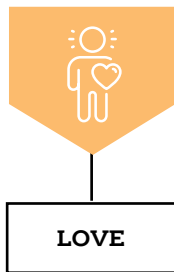
Lead kids to sing “Be No More (Revelation 21:4).” You may also choose to sing a worship song of your choice.

### 7 PRAY (2 minutes)

Invite kids to pray before transitioning to Love.

**SAY** “Thank You, Lord, for Your promise that Jesus will return one day and make all things new. Help us look forward to that day with hope and share the good news with others so they can look forward to that day, too. In Jesus’ name, amen.”





## THE GOD OF THE GOSPEL

### **LOVE** God by Applying the Story

#### **1 REVIEW & BIBLE SKILLS (5 minutes)**

Distribute Bibles and display the New Testament Mediterranean Map. Guide kids to open their Bibles to Revelation 21. Invite kids to share as many books of the Bible as they can. Lead kids to understand that each book of the Bible points us to the hope of Jesus. Tell kids that the end of Revelation ends with a prayer of hope which simply says, “Amen! Come, Lord Jesus!”

Consider pointing out the location of Jerusalem (G10) on the New Testament Mediterranean Map. Choose a volunteer to read aloud Revelation 21:5-6 or ask the kids to follow along as you read the verses aloud.

**SAY** “ The One seated on the throne told John to write down what He said because it was faithful and true. Jesus always keeps His promises. He promised to make all things new when He returns, and He will. While we wait for Jesus to come again, we can have hope. Knowing Jesus is coming gives us patience and strength to endure hard times. It also should motivate us to share the gospel with others so they can be forgiven of their sins. ”

#### **2 GROUP DISCUSSION (10 minutes)**

Ask the following questions. Lead the group to discuss.

| **SAY** “ Why did Jesus call Himself the Alpha and the Omega? ”

Tell kids that Alpha and Omega are the first and last letters of the Greek alphabet, like A and Z in the English alphabet. Explain that Jesus is the beginning and end. Tell kids He has always been and will always be.

| **SAY** “ Whose names are written in the book of life? ”

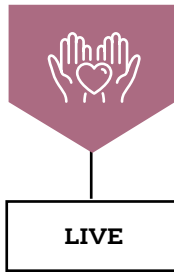
Discuss how only those who have trusted in Jesus as their Lord and Savior have their names written in the Lamb’s book of life. Tell kids that if anyone’s name is not written in the book of life, he will not be able to enter the new heavens and earth. Remind kids that today Jesus stands at the door and knocks, inviting everyone to trust in Him and be forgiven of sin.

| **SAY** “ Are you looking forward to Jesus coming back? Why? ”

Answers will vary. Remind kids that John ends the book of Revelation with a prayer for Jesus to come quickly. Discuss how believers desire for Jesus to come back because the greatest longing of our heart is to live with Him. Remind kids that we have so much to look forward to when Jesus returns including worshipping Him face to face and having no more sin.

Transition from **LOVE** to **LIVE**





## THE MISSION OF THE GOSPEL

### **LIVE** the Mission

#### 1 **ACTIVITY CHOICE** (10 minutes)

##### **OPTION 1: MANY LANGUAGES**



Remind kids that Betty Law learned to speak Spanish while she served as a missionary. Use an electronic device to play the translated phrase “Come, Lord Jesus” in Spanish and other languages such as French, Burmese, Korean, Swahili, and so on. Discuss how the Bible tells us that heaven will be filled with people from every language. (Rev. 7:9) Invite kids to try to repeat the phrase in other languages.

**SAY** “ Missionaries, like Betty Law, serve to tell people in countries all over the world about Jesus. The new heaven and earth will be filled with people from many nations and languages who have heard the good news and trusted in Jesus. ”

##### **OPTION 2: THE HOLY CITY**



Invite kids to sit around tables. Distribute one sheet of paper to each kid and place the art supplies such as markers, stickers, watercolor paints, paintbrushes, and a cup of water on the tables for kids to share. Reread the description of the holy city found in Revelation 21:9-27 aloud and challenge kids to listen closely for words that describe John’s vision of the new heaven and earth. Then encourage kids to use the supplies at the center of their tables to create a picture based on its description in the Bible. After kids have finished their paintings or drawings, invite them to share them with the class.

**SAY** “ The city where God will live with His people will be like a beautiful garden city. It will have trees that always produce fruit and a river of living water. But as beautiful as the city may be, what makes the new heaven and earth most beautiful is being able to see Jesus and worship Him forever. ”


#### 2 **REFLECTION AND PRAYER** (5 minutes)

Distribute a sheet of paper and pencil to each kid. Ask the kids to write about or draw a picture to answer the following questions:

- What does this story teach me about God or the gospel?
- What does this story teach me about myself?
- Who can I tell about this story?

Be sure to send the sheets home with the kids along with the activity pages so parents can continue to discuss the Bible story with their kids.


If time remains, take prayer requests or allow kids to complete the Bible story coloring page. Pray for your group.



# THE GOSPEL

## GOD'S PLAN FOR US

The gospel is the good news, the message about Christ, the kingdom of God, and salvation. Use these prompts to share the gospel with your kids.




### GOD RULES.

Ask: "Who is in charge at home?" Explain that because God created everything, He is in charge of everything. Read Revelation 4:11.



### WE SINNED.

Ask: "Have you ever done something wrong?" Tell kids that everyone sins, or disobeys God. Our sin separates us from God. Read Romans 3:23.




### GOD PROVIDED.

Explain that God is holy and must punish sin. God sent His Son, Jesus, to take the punishment we deserve. Read John 3:16.



### JESUS GIVES.

Ask: "What is the best gift you've ever received?" Say that Jesus took our punishment for sin by giving His life, and He gives us His righteousness. God sees us as if we lived the perfect life Jesus lived. This is the best gift ever!  
Read  
2 Corinthians 5:21.



### WE RESPOND.

Explain that everyone has a choice to make. Ask: "Will you trust Jesus as your Savior and Lord? You can turn from self and sin and turn to Jesus." Read Romans 10:9-10.



## THE GOSPEL PROJECT

The Gospel Project is designed to help your kids **LEARN** the gospel story of Scripture, **LOVE** the Author and Subject of that gospel story, and then to **LIVE** out their part in this ongoing gospel story.

### WE'RE HERE TO HELP!

#### WEEKLY AUDIO HELPS:

*Listen to The Gospel Project for Kids in your favorite podcast app*

#### BLOG:

*[gospelproject.com/blog](http://gospelproject.com/blog)*

#### LET'S BE FRIENDS!

*[facebook.com/groups/gospelprojectforkidscommunity](https://facebook.com/groups/gospelprojectforkidscommunity)*

Lifeway™ kids

[gospelproject.com/kids](http://gospelproject.com/kids)



ITEM 005845416