



CREATION AND COVENANT

# OLDER KIDS LEADER GUIDE





**THE GOSPEL PROJECT FOR KIDS:  
OLDER KIDS LEADER GUIDE**  
VOLUME 1 • CREATION AND COVENANT

**Ben Mandrell**

President and CEO

**Ed Stetzer**

Founding Editor

**Aaron Wilson**

Publishing Team Leader

**Sarah McLean**

Content Editor

**Keith Tyrrell**

Graphic Designer

**Landry Holmes**

Manager, Kids Publishing

**Chuck Peters**

Director, Kids Ministry

**Volume 1 Contributors:**

Adrian Buntin, Angela Bush, Sarah Caskey,  
Samantha Chaulsett, Will Croushorn,  
Christie Davis, Erin Fisher,  
Hannah Gebhardt, Charity Gwaltney, Beth Howe,  
Matt Morgan, John Murchison, Sonia Plue,  
Michael Pritchard, Carolyn Reese, Kristyn Roberts,  
Lee Ann Roberts, Megan Starnes, Beth Steward,  
Becky Suggs, Glynnis Wadsworth,  
Rebecca Ann Wicker, Jennifer Williams

© 2024 Lifeway Press®

Send questions/comments by email to  
[gospelproject.kids@lifeway.com](mailto:gospelproject.kids@lifeway.com), or mail to

**Publishing Team Leader**

The Gospel Project for Kids  
200 Powell Place, Suite 100, Brentwood, TN 37027-7707

Or make comments on the Web at [www.lifeway.com](http://www.lifeway.com)

ISBN: 979-8-3845-0385-9  
Item 005848839

Printed in the United States of America. No part of this work may be reproduced or transmitted in any form or by any means, electronic or mechanical, including photocopying and recording, or by any information storage or retrieval system, except as may be expressly permitted in writing by the publisher. Requests for permission should be addressed in writing to Lifeway Press®, 200 Powell Place, Suite 100, Brentwood, TN 37027-7707.

We believe that the Bible has God for its author; salvation for its end; and truth, without any mixture of error, for its matter and that all Scripture is totally true and trustworthy. To review Lifeway's doctrinal guideline, please visit [www.lifeway.com/doctrinalguideline](http://www.lifeway.com/doctrinalguideline). Unless otherwise indicated, all Scripture quotations are taken from the Christian Standard Bible®, Copyright 2017 by Holman Bible Publishers. Used by permission.

# TABLE OF CONTENTS



## Unit 1: God Rules Over Creation

<b>Session 1:</b> God Created the World ( <i>Genesis 1–2</i> )	<b>6</b>
<b>Session 2:</b> Sin Entered the World ( <i>Genesis 2–3</i> )	<b>16</b>
<b>Session 3:</b> The First Family ( <i>Genesis 4</i> )	<b>26</b>
<b>Session 4:</b> The Great Flood ( <i>Genesis 6–9</i> )	<b>36</b>
<b>Session 5:</b> The Tower of Babel ( <i>Genesis 11</i> )	<b>46</b>



## Unit 2: God Made a Promise

<b>Session 1:</b> Abram Followed God ( <i>Genesis 11–13</i> )	<b>56</b>
<b>Session 2:</b> God's Covenant with Abraham ( <i>Genesis 12; 15; 17</i> )	<b>66</b>
<b>Session 3:</b> Abraham and Isaac ( <i>Genesis 22</i> )	<b>76</b>
<b>Session 4:</b> A Wife for Isaac ( <i>Genesis 24–25</i> )	<b>86</b>



## Unit 3: God Is in Control

<b>Session 1:</b> Jacob and Esau ( <i>Genesis 25; 27</i> )	<b>96</b>
<b>Session 2:</b> Jacob Fled from Canaan ( <i>Genesis 28; 32</i> )	<b>106</b>
<b>Session 3:</b> Joseph Taken to Egypt ( <i>Genesis 37; 39–46; 50</i> )	<b>116</b>
<b>Session 4:</b> The Suffering of Job ( <i>Job</i> )	<b>126</b>





## SESSION AT A GLANCE



### PREPARE

- **Read the Leader Bible Study and Bible story**, including the Christ Connection. For additional help for preparing, visit [www.gospelproject.com](http://www.gospelproject.com).
- **Familiarize yourself with the session content**, noting which activity options will work best in your context.
- **Gather and prepare session supplies**, including posters, videos, and activity printables as needed.
- **Contact families and pray for your kids** during the week.



### WELCOME

- **Greet kids** as they arrive, **build relationships**, and **help new kids** connect to the group.
- Guide kids to complete the **Activity Page**, and choose one of the **Session Starter Activities** to introduce this week's story.



### LEARN

- **Help kids understand the Bible story** and how it relates to God's big story of Scripture. During this portion of the session, focus on what the kids should believe—what God wants our kids to know about the Bible story, Big Picture Question and Answer, and Key Passage.



### LOVE

- **Help kids respond appropriately to the Bible story** by growing in their love for God and considering how to apply it to their own lives. During this portion of the session, focus on what the kids should feel—how God wants our kids to respond based on what they believe.



### LIVE

- **Help kids find ways to live on mission** and make much of God in response to the Bible story. During this portion of the session, focus on what the kids should do—how God wants our kids to be different based on what they know about God and their growing love for Him.



## NOTABLE FEATURES

### Suggested Times

Each session is designed to be completed in 60–75 minutes but can be shortened or lengthened as needed.

### Story Points

Each session will include a story point for preschoolers and kids that reinforces a key emphasis from the Bible story. Story points will provide a simple, memorable truth for preschoolers and kids to take away from teaching time.

### Missions

The missions content is designed to help kids understand God's ongoing mission to rescue sinners around the world. This content can be customized or replaced with your church's own missions efforts if desired.

### Big Picture Questions and Answers

Big picture questions and answers are designed to help preschoolers and kids learn important doctrines of the Christian faith. Each unit contains a big picture question and answer to help kids understand theological concepts organized around six overarching categories: God, people, Jesus, the Bible, the church, and the Christian life.


### Make It Fit

Each session provides flexibility for customization based on the needs and structure of your kids ministry. The Learn portion contains most, or all, of the videos and music, making it ideal for a large group gathering with the Welcome, Love, and Live portions working well for small groups. Alternatively, the entire session can be completed in small groups or as one large group.

## QUICK REFERENCE

Here is where you will be able to find all of the resources you will need:

	Additional Resources	Ministry Starter Kit			Digital Subscription
	GospelProject.com	DVD	Files Disc	Music CD	
Activity Printables	✓		✓		✓
Posters			✓		✓
Videos		✓	✓		✓
Music				✓	✓
Activity Pages	Purchase at <a href="http://www.gospelproject.com">www.gospelproject.com</a>				✓
Big Picture Cards	Purchase at <a href="http://www.gospelproject.com">www.gospelproject.com</a>				✓



## VOLUME 1 - CREATION AND COVENANT

The Bible begins with creation. God created everything for His glory. When sin entered the world through Adam and Eve, God made a promise and set into motion His plan to redeem His people through His Son, Jesus Christ—a descendant of Abraham.

### UNIT 1: GOD RULES OVER CREATION

God created the universe out of nothing. The eternal God rules over His creation. Everything was created to give glory to God the Father through His Son, Jesus, but people chose to reject God's good plan. The whole Bible reveals how Jesus came to restore the relationship between God and humanity.

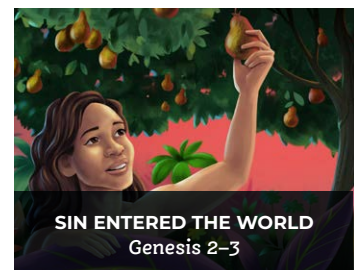
Who is God? God is our Creator and the King of everything.

#### SESSION 1



**GOD CREATED THE WORLD**  
Genesis 1-2

#### SESSION 2



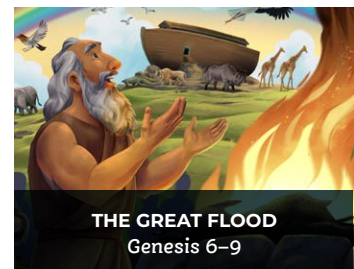
**SIN ENTERED THE WORLD**  
Genesis 2-3

#### SESSION 3




**THE FIRST FAMILY**  
Genesis 4

#### SESSION 4



**THE GREAT FLOOD**  
Genesis 6-9

#### SESSION 5



**THE TOWER OF BABEL**  
Genesis 11



## UNIT 2: GOD MADE A PROMISE

God's faithfulness is demonstrated in His fulfillment of the promises He made to Abraham, Isaac, and Jacob. The promises of God are not dependent upon the understanding or faithfulness of man. He is always faithful to keep His promises. God's covenant with Abraham, that all people would be blessed through his family, is a promise that points to Jesus as the hope of the world.

Does God keep His promises? Yes, God always keeps His promises because He is faithful.

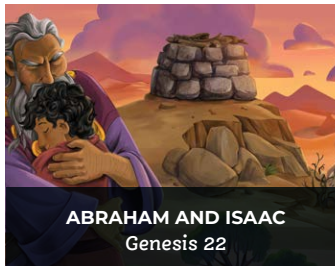
### SESSION 1



### SESSION 2



### SESSION 3



### SESSION 4

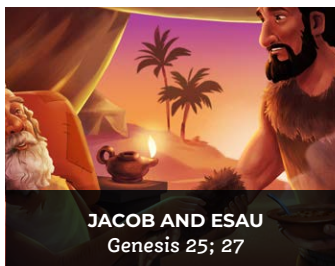


## UNIT 3: GOD IS IN CONTROL

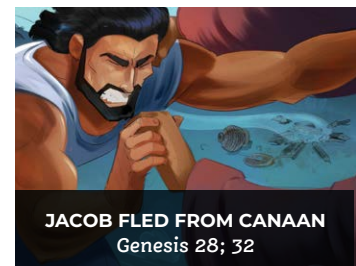
God is in control of all things in heaven and on earth. Nothing is outside of His good plan. We see this in the lives of Jacob, Joseph, and Job. God is a faithful promise keeper who is always present with His people despite their difficulties and suffering.

Who is in control of everything? God is in control of everything in heaven and on earth. Nothing is outside of God's good plan.

### SESSION 1



### SESSION 2



### SESSION 3



### SESSION 4





# GOD CREATED THE WORLD

GENESIS 1-2



**KEY PASSAGE:** Psalm 104:24

**BIG PICTURE QUESTION:** Who is God? God is our Creator and the King of everything.

**CHRIST CONNECTION:** By faith, we believe that God created the whole world by His word. (Hebrews 11:3) Jesus, the Word of God, is Lord over all of creation. Everything was created by Him and for Him. The Son has always existed, and He holds everything together. (Colossians 1:16-17)

**STORY POINT:** God created everything for His glory.





## PRIOR TO TEACHING THE SESSION

### LEADER Bible Study

In Genesis 1–2, we encounter one of Scripture’s most well-known passages: the creation story. This account is not a mere children’s story; it is foundational to understanding our God as Creator. Faith is a necessary component of believing this biblical account and in trusting the goodness of the triune God whose hand has been at work since the beginning.

So, how do we find Jesus within the creation account?

To understand Jesus within the context of Genesis 1–2, we must focus on how God chose to create the heavens and the earth. He did not simply point at the formless void and silently fashion it into existence; rather, He used His voice to speak. Hebrews 11:3 declares, “By faith we understand that the universe was created by the word of God, so that what is seen was made from things that are not visible.” God spoke, and creation was formed.

Throughout the New Testament, Jesus is referred to as “the Word of God,” meaning He is the fulfillment of God’s promises made manifest in the world. Because we know that God has always existed as three-in-one, we can know that Jesus, the Word, was there at the dawn of creation and present as the Father spoke and the Spirit hovered over the waters (Genesis 1:1–3). Later in Genesis 1:26, God says, “Let us make man in our image, according to our likeness.” We see that mankind was created in the image of our three-Person God, this verse recognizing the Trinity’s presence.

The apostle Paul later wrote in Colossians 1:16–17 that everything was created by Jesus, through Jesus, and for Jesus. He was before creation, and by Him all things are held together; the Word has been present since the beginning.

As you prepare this session, pray that God makes His truths known to the children whom you teach. Ask for clarity in your words as you proclaim His truths. May God grant faith to the hearers of this Bible story, that the simplicity of the creation account would take root in their hearts that He created, just as His words took form in the beginning.



#### PREPARE

##### THE WEEK PRIOR

Prepare your heart to teach; plan the session



#### WELCOME

##### 10–15 MINUTES

Greet kids and open the session



#### LEARN

##### 25–30 MINUTES

Teach kids the story of the gospel



#### LOVE

##### 15–20 MINUTES

Lead kids to love the God of the gospel



#### LIVE

##### 15–20 MINUTES

Lead kids to live out the mission of the gospel



## PREPARE

### PRIOR TO TEACHING THE SESSION

## GATHER Supplies

Keep a regular supply of the following items available at all times: Bibles, pens or pencils, markers, crayons, colored pencils, scissors, glue or tape, paper.



### WELCOME

#### Activity Page

- ☐ "God Rules" activity page

#### Session Starter (Option 2)

- ☐ "Shadow Play" printable, 1 per group
- ☐ flashlights, 1 per group



### LOVE

#### Review & Bible Skills

- ☐ Small Group Timeline and Map Set
- ☐ world map



### LIVE

#### Activity Choice (Option 1)

- ☐ flashlights, 1 per group
- ☐ index cards, 10

#### Activity Choice (Option 2)

- ☐ dry erase boards, 2
- ☐ dry erase markers, 2

#### Journal and Prayer

- ☐ Journal Page
- ☐ "Draw the Days" activity page



### LEARN

#### Introduce the Session

- ☐ countdown video
- ☐ Story Point Poster

#### Big Picture Question

- ☐ Big Picture Question Poster

#### Review the Timeline

- ☐ Giant Timeline

#### Tell the Bible Story

- ☐ "God Created the World" video
- ☐ Bible Story Picture Poster
- ☐ dry erase board and marker (optional)

#### Questions from Kids

- ☐ "Unit 1, Session 1" Questions from Kids video

#### Missions Moment

- ☐ "All about the Americas" missions video

#### Key Passage Activity

- ☐ Key Passage Poster
- ☐ "Countless (Psalm 104:24)" song
- ☐ worship song of your choice (optional)
- ☐ world maps, 1 per group
- ☐ sticky notes, 1 per kid





## WELCOME Kids

Greet each kid as he or she arrives. Use this time to collect the offering, fill out attendance sheets, build relationships, and help new kids connect to your group.

| **SAY** “What’s something in creation you find beautiful or amazing? Why does it amaze you?”

### 1 ACTIVITY PAGE (5 minutes)

Invite kids to complete “God Rules” activity page.

| **SAY** “When we look at created things, we see design, power, and purpose. This is because God created everything! God, our King and Creator, made the whole world in six days and then rested on the seventh day.”

### 2 SESSION STARTER (10 minutes)

#### ☐ OPTION 1: WHAT'S THE PURPOSE?



Tell kids that God created things with purpose. Lead kids to listen to different purposes you say and determine what in creation serves each purpose. Read the purposes below or consider creating your own. Offer hints as needed.

- It provides warmth, light, and energy. Without it, life would not exist. (sun)
- They provide us with milk, cheese, and meat. (cows or goats)
- This affects the tides of the ocean and gives us light during the night. (moon)
- They produce oxygen, give us fruit, and provide shade. (trees)
- These provide us with drinking water, are home to fish, and play an important role in the water cycle. (rivers or lakes)

| **SAY** “God created the things of the world to serve specific purposes. But there’s one purpose all of creation has in common: **GOD CREATED EVERYTHING FOR HIS GLORY.** Everything He created shows how great and wonderful He is! Today, we will learn how we can give Him praise as Creator and King.”

#### ☐ OPTION 2: SHADOW PLAY

Form kids into groups of three or four. Provide each group with a flashlight and a “Shadow Play” printable. Dim the lights. Then explain that kids will take turns holding the flashlight and trying to make the shadow shapes on a wall. Assist kids who may need help understanding how to position their hands to match the template. Allow several minutes for kids to practice their shadow displays.

| **SAY** “Using our hands, we were able to create images of different animals on the wall. The shadows or images weren’t actually a dog or bird, but they did resemble these animals. This reminds me of how we were created to image God or show what God is like. Today, we will learn that when God made the world, He created people as His special creation made in His image.”





LEARN

## THE STORY OF THE GOSPEL

# INTRODUCE the Bible Story

### 1 INTRODUCE THE SESSION (3 minutes)

Show the countdown video as you transition to introduce the Bible story. Set it to end as the session begins.

**SAY** “Welcome, kids! My name is [your name], and I am so excited you are here. Together, we get to study true stories from the Bible. The Bible is God’s Word. By reading our Bibles, we come to know who God is, how He loves us, and how He has made a way to save us through Jesus. The Bible also teaches us how the whole world was made. In fact, today we will be reading from Genesis 1 as we discover how **GOD CREATED EVERYTHING FOR HIS GLORY**. [Display the Story Point Poster.]

Did you bring your Bible with you? If so, please hold it up. [Distribute Bibles to kids who need one.] Today, as we learn about how God created the world, let’s prepare our hearts to hear from God’s Word. Pray with me: ‘Dear God, please open our ears to listen and our eyes to see the truth from your Word. Give us hearts to believe. Amen.’ ”

### 2 BIG PICTURE QUESTION (1 minute)

Display the Big Picture Question Poster.

**SAY** “Each week, we will have a big picture question and answer we will learn together. These questions help us learn truths about God, people, and the world. Over the next few weeks, we will ask the question **Who is God?** Who do you think God is? [Allow responses.] The answer we will learn is, **God is our Creator and the King of everything**.

God has always existed. Before the world was created, there was God. He is the Creator because He made the world and everything in it. He is King because everything is made for Him, and He rules over it all. As Creator and King, **GOD CREATED EVERYTHING FOR HIS GLORY**. This means that all of creation was made to show how great, beautiful, good, and perfect God is. ”

### 3 REVIEW THE TIMELINE (1 minute)

Show the Giant Timeline. Point to individual Bible stories as you review.

**SAY** “This week we start at the beginning of our timeline. [Point to the timeline.] Our timeline helps us understand how all the stories of the Bible fit together into one big story. As we read these stories, we’ll learn how all people have sinned or disobeyed God. But the timeline also reminds us of God’s promise to save people from sin and how He has been faithful to this promise.

The Bible says in Genesis 1:1, ‘In the beginning God created the heavens and the earth.’ The beginning starts with God because He has always existed. Everything that was made was created by Him. Today, as we hear our Bible story, we can remember that we can trust that the world and everything in it was created by God. (Hebrews 11:3) ”





LEARN

## THE STORY OF THE GOSPEL

# LEARN the Bible Story

### 1 TELL THE BIBLE STORY: VIDEO OR STORYTELLER (10 minutes)

Open your Bible to Genesis 1:1–2:7,18-25. Use the Bible storytelling tips to help you tell the story, or show the Bible story video “God Created the World.” Use the bold text to retell or review the story.

### GOD CREATED THE WORLD

“**In the beginning, God created the heavens and the earth.** The earth was formless and empty. Darkness covered the ocean, and the Spirit of God hovered over the surface of the water. Then **God said, “Let there be light,” and there was light. God saw that the light was good, and God separated the light from the darkness. God called the light “day,” and He called the darkness “night.”** There was an evening, and there was a morning. **That was the first day.**

**God separated the waters that were on the surface of the earth from the waters that were above the earth. He called the space above the earth “sky.”** Evening came and then morning: **that was the second day.**

**God created dry land on the earth. He gathered the waters and called them “seas.” God commanded the earth to grow plants and trees. God saw that His creation was good. That was the third day.**

**Next, God put lights in the sky—a sun to shine during the day and the moon and stars to shine at night. God saw that His creation was good.** Evening came and then morning: **that was the fourth day.**

**God created sea creatures and birds.** This creation was good, too. **God commanded them to multiply, to fill the seas and the earth.** Evening came and then morning: **that was the fifth day.**

**Then God created animals like livestock and wildlife.** God saw that His creation was good.

**Finally, God said, “Let us make man in our image, according to our likeness.”** God created people differently from everything else He created. People were God’s special creation because they were made in His image. **God took dust from the ground and made a man. God breathed His very own breath into the man, and the man became alive. God made a garden and put the man there. He grew trees to give food for the man, and He told the man to work in the garden and take care of it.**

**Then God said, “It is not good for the man to be alone. I will make a helper for him.”** God caused the man to fall into a deep sleep. **God took a rib from the man and created a woman to be the man’s helper and wife. God named the man and woman Adam and Eve.** He blessed them and commanded them to multiply, fill the earth, and rule over creation.

### STORYTELLING TIPS

**Review it:** Invite kids to retell different creations God made on each day.

**Repeat it:** Lead kids to repeat that the creation God made was good by inviting them to say, “It was good!” after you say it in the Bible story.



## LEARN

### THE STORY OF THE GOSPEL

God saw all that He had made, and it was very good. Evening came and then morning: that was the sixth day. Creation was complete, so God blessed the seventh day and declared it holy. On that seventh day, God rested.

Christ Connection: By faith, we believe that God created the whole world by His word. (Hebrews 11:3) Jesus, the Word of God, is Lord over all of creation. Everything was created by Him and for Him. The Son has always existed, and He holds everything together. (Colossians 1:16-17) ”

## 2 REVIEW THE BIBLE STORY

**SAY** “ The beginning starts with God because He has always existed. God was not created because He is eternal, and He alone has the power to create. In fact, God is so powerful that He created the world from nothing. He spoke and there it was—light, land, seas, plants, and all created things. As Creator, God is also King. Why is God the King over all creation? **[Allow responses.]** A king is someone who holds all authority and power. God is King because He alone has the authority and power to not only create something but also to say why it is created. Like a great Artist, God designed the world and gave it order and purpose.

Who were the special creations God made? Look at Genesis 1:26-27. **[Choose a volunteer to read Genesis 1:26-27 aloud.]** God made people—male and female—as His special creations. People are different from all other created things because they are made in the image of God. What does it mean to be made in God’s image? **[Allow responses.]** People were made to know, love, and reflect God. They were created to show others what God is like. People were also made to rule like God. He gave them a special job of taking care of creation and living to display God’s glory. **GOD CREATED EVERYTHING FOR HIS GLORY.**

Then on the seventh day of creation, God rested. The seventh day was a special day for people to remember that God made everything and to focus their attention on Him. It’s a holy day, set apart by God to remember that He is who we need to trust in and rest in for all we need. Everything God made was very good and displayed His glory.

By faith, we believe that God created the whole world by His word. (Hebrews 11:3) Jesus, the Word of God, is Lord over all of creation. Everything was created by Him and for Him. The Son has always existed, and He holds everything together. (Colossians 1:16-17) ”

## 3 GOSPEL DISCUSSION

**SAY** “ The Bible tells us that Jesus, the Word of God, created all things for His glory. Jesus is also the King who rules over creation. Jesus is a good King who loves us and who laid down His life to save us. Has Jesus become the King of your life? Why or why not? **[Allow responses.]** I’d be happy to share more about how to trust in Jesus and how He can become your Lord and Savior. ”

(Tip: Use Scripture and the Gospel Plan Poster to explain how to become a Christian. Make sure kids know when and where they can ask questions.)





LEARN

## THE STORY OF THE GOSPEL

### 4 QUESTIONS FROM KIDS (3 minutes)

Show the “Unit 1, Session 1” Questions from Kids video. Prompt kids to discuss:

1. How can one God make the whole world?
2. How does creation show us God’s glory?

### 5 MISSIONS MOMENT (3 minutes)

**SAY** “**GOD CREATED EVERYTHING FOR HIS GLORY.** He made people in His own image, and He wants everyone to know and love Him. That’s why Eric and Ramona Reese are serving as missionaries in Brazil. A missionary is a Christian chosen by God who goes to tell another group of people about Jesus. The Reeses tell others about God even when it is difficult.”

Show the “All about the Americas” missions video. Then pray for Eric, Ramona, and their daughters—Gloria and Alicia. Ask God to bless their relationships in Brazil and to open the hearts of everyone who hears the good news about Jesus.

### 6 KEY PASSAGE ACTIVITY (5 minutes)

Show the Key Passage Poster. Lead kids in reading aloud Psalm 104:24 together. Point to a world map.

**SAY** “Every part of creation is ruled by God because He created it all. Everything exists to bring Him glory.”

Form kids into two large groups. Provide each kid with a sticky note and a Bible. Assist kids in finding Psalm 104:24 in their Bibles. Assign kids in each group a few words of the key passage. Then line up groups and explain that each team will race to a world map, place their sticky note on it, and run back to their team. Tell kids to place their sticky notes on their team’s map in the correct order of the verse. The first team to complete their verse wins.

Lead kids to sing “Countless (Psalm 104:24).” You may also choose to sing a worship song of your choice.

### 7 PRAY (2 minutes)

Invite kids to pray before transitioning to Love.

**SAY** “Dear God, You are our Creator and King. We praise You for all You have made. Thank You for creating us to know and love You. Help us reflect Your goodness to others and tell them about Your Son, Jesus. Amen.”

Transition from **LEARN** to **LOVE**





THE GOD OF THE GOSPEL

## LOVE God by Applying the Story

### 1 REVIEW & BIBLE SKILLS (5 minutes)

Distribute Bibles and display the Old Mediterranean Map. Guide kids to open their Bibles to Genesis 1. Explain that the Bible is God's Word to us, and it helps us know Him. Remind kids that we were created to know God and bring Him glory. Spend some time reviewing the two major divisions of the Bible: the Old Testament and the New Testament. Invite kids to share some of the books from each division. Encourage kids to learn the books of the Bible.

Consider comparing the Old Testament Mediterranean Map to a modern-day map to help kids understand where this story may have taken place. (Tip: Locate the areas in and around the modern-day Euphrates River [E11].) Choose a volunteer to read aloud Genesis 1:1 or ask the kids to follow along as you read the verse aloud.

**SAY** “ The first words of the Bible tell us something very important: God is God. In the beginning, only God existed because He is eternal. His words made the whole world. In fact, Jesus—the Word of God—is Lord of creation. John 1:1 says, ‘In the beginning was the Word, and the Word was with God, and the Word was God.’ The Bible reminds us that everything was made by Jesus and for Him. And He made people in His image so we can have fellowship, or a relationship, with Him. Through faith in Jesus, we can know and love the God who made us. ”

### 2 GROUP DISCUSSION (10 minutes)

Ask the following questions. Lead the group to discuss.

**SAY** “ Everything God created was good. What does this tell us about God? ”

Point out that God is good and all He does is good. Explain that God's world had nothing that was bad. Tell kids that He created a garden for Adam and Eve as a place where they could be with Him and enjoy the good world He made. (Option: Choose a volunteer to read Ps. 119:68.)

**SAY** “ How did God create Adam and Eve, and all people, different than the rest of creation? ”

Emphasize how God created people in His image. Remind kids that people have worth, value, and dignity because they are created in the likeness of God. Discuss some of the practical implications of being made in God's image such as being able to commune with God, the ability to know right from wrong, and fellowship. Point out that being made in God's image means we reflect Him. (Option: Choose a volunteer to read Gen. 1:26.)

**SAY** “ How does creation show us the greatness of God? ”

Remind kids that **GOD CREATED EVERYTHING FOR HIS GLORY**. Discuss how we can see God's power, creativity, kindness, beauty, and goodness in creation. Allow kids to share some created things that help them see how great God is. Share how seeing the greatness of God in creation should lead us to worship and praise Him alone as Creator and King. (Option: Choose a volunteer to read Ps. 19:1.)

Transition from **LOVE** to **LIVE**





## THE STORY OF THE GOSPEL

### LIVE the Mission

#### 1 ACTIVITY CHOICE (10 minutes)

##### ☐ OPTION 1: SHINE THE LIGHT

Before the session, write the following words on 10 separate index cards: good, wise, great, powerful, beautiful, Creator, King, eternal, truthful, generous. Hide the cards around the room by taping them to walls or the floor. Form groups of three or four kids. Provide each group with a flashlight. Turn off the lights and tell kids that you have hidden 10 cards around the room. Instruct kids to take turns using their flashlights to shine the light on the hidden cards. Consider providing groups with paper and a pencil to write down the words they find.

**SAY** “ These words all describe God—our Creator and King. **GOD CREATED EVERYTHING FOR HIS GLORY**, and He alone deserves the glory because of who He is. Shining the flashlight on the cards made the words visible. The light made the words stand out. When we give God glory, it is like shining a light on Him to show how great He is. God is most valuable and deserving of our worship. ”

##### ☐ OPTION 2: CREATION DRAW



Form kids into two teams. Choose one kid from each team to stand in front of the dry erase board. Lead kids to draw something God created such as the sun, a tree, a fish, etc. Direct the remaining kids from each team to call out the day of creation God made the image drawn. The first team to answer correctly receives a point. Continue playing until all kids have had an opportunity to draw. The team with the most points wins.

**SAY** “ In six days, God created the whole world by the power of His word. God has always existed and Jesus, God’s Son, is the Lord of all creation. He made the world for His glory and to display the greatness of God. We can praise Him for all He has made and remember that through faith in Jesus, we can know the God who made us. ”

#### 2 JOURNAL AND PRAYER (5 minutes)

Distribute journal pages and pencils. Guide kids to think about and answer the questions listed on the page. As kids journal, invite them to share their ideas.


- What does this story teach me about God or the gospel?
- What does the story teach me about myself?
- Are there any commands in this story to obey? How are they for God’s glory and my good?
- Are there promises in this story to remember? How do they help me trust and love God?
- How does this story help me to live on mission better?

Review the gospel and encourage kids to speak with you or another teacher if they have questions. Then pray, praising God for His greatness and goodness, knowing He is Creator and King. As time allows, lead kids to complete “Draw the Days” on the activity page.



# SIN ENTERED THE WORLD

GENESIS 2-3



**KEY PASSAGE:** Psalm 104:24

**BIG PICTURE QUESTION:** Who is God? God is our Creator and the King of everything.

**CHRIST CONNECTION:** Adam and Eve sinned when they rejected God's good plan and disobeyed His command. Sin separates people from God, but God didn't leave them without hope. God sent His Son, Jesus, to live as Adam didn't—perfectly sinless. God the Son came to earth as a man to rescue people from sin.

**STORY POINT:** Sin is disobeying God and His commands.



## PREPARE

### PRIOR TO TEACHING THE SESSION

## LEADER Bible Study

Genesis 2–3 recounts sin’s entrance into the world through Adam and Eve’s disobedience. From the earliest pages of the Old Testament, we are introduced to the gravity of sin and mankind’s need for redemption—a redemption promised by God through an offspring of Eve. A Rescuer would come to undo the curse of sin and crush the serpent.

How has God provided for His people since the beginning of time, from before the fall of man until this very moment? What evidence do we see of His kindness and care—especially in light of Christ?

God revealed His glory through Eden, a thriving garden where His people’s needs were lovingly met. His beautiful creation was all theirs for the taking with only one exception: “... you must not eat from the tree of the knowledge of good and evil, for on the day you eat from it, you will certainly die” (Genesis 2:17). God’s command was not a means to withhold good. Rather, His command was for their good. That is, by obeying Him, they would actually find life.

When faced with the serpent’s lies, Adam and Eve failed to believe God’s words. They were enticed by the fruit’s appearance, the idea that she could be like God, and the allurements of obtaining wisdom. Their eyes had indeed been opened to the knowledge of good and evil; however, because they disobeyed God’s command, they would now experience sin’s consequences and the reality of death.

Despite His people’s disobedience, God sought them in their sin. He provided them with clothing from animal skins to cover their nakedness and shame. However, the sacrifice of this animal was not a once-and-for-all event, but the foreshadowing of a greater death to repair this severed relationship between God and man—Christ’s sacrifice on the cross. God’s merciful promise in Genesis 3:15 provides all people with the opportunity to be freed from the curse of sin and find life in Christ. As Romans 5:19 reminds us, “For just as through one man’s disobedience the many were made sinners, so also through the one man’s obedience the many will be made righteous.”

While you ponder today’s truths, take time to meditate on God’s care for His people—from the beauty of creation to the mercy revealed in Jesus’ sacrifice. Consider God’s provision in redeeming His people and drawing close despite their sin. May you teach His truths clearly, your own faith made evident to the boys and girls learning from you today.



## PREPARE

### THE WEEK PRIOR

Prepare your heart to teach; plan the session



## WELCOME

10–15 MINUTES

Greet kids and open the session



## LEARN

25–30 MINUTES

Teach kids the story of the gospel



## LOVE

15–20 MINUTES

Lead kids to love the God of the gospel



## LIVE

15–20 MINUTES

Lead kids to live out the mission of the gospel



## PREPARE

PRIOR TO TEACHING THE SESSION

## GATHER Supplies

Keep a regular supply of the following items available at all times: Bibles, pens or pencils, markers, crayons, colored pencils, scissors, glue or tape, paper.



### WELCOME

#### Activity Page

- ☐ "What's Hidden?" activity page

#### Session Starter (Option 2)

- ☐ small mirrors, 1 per group
- ☐ plastic cling wrap



### LOVE

#### Review & Bible Skills

- ☐ Small Group Timeline and Map Set
- ☐ world map



### LIVE

#### Activity Choice (Option 1)

- ☐ dry erase board and marker

#### Activity Choice (Option 2)

- ☐ dry erase board and marker

#### Journal and Prayer

- ☐ Journal Page
- ☐ "What Did God Say?" activity page



### LEARN

#### Introduce the Session

- ☐ countdown video
- ☐ Story Point Poster

#### Big Picture Question

- ☐ Big Picture Question Poster

#### Review the Timeline

- ☐ Giant Timeline

#### Tell the Bible Story

- ☐ "Sin Entered the World" video
- ☐ Bible Story Picture Poster
- ☐ piece of cloth (optional)

#### Questions from Kids

- ☐ "Unit 1, Session 2" Questions from Kids video

#### Missions Moment

- ☐ "Reese Family Photo" printable
- ☐ globe or world map

#### Key Passage Activity

- ☐ Key Passage Poster
- ☐ "Countless (Psalm 104:24)" song
- ☐ worship song of your choice (optional)
- ☐ index cards, 1 per kid





## WELCOME Kids

Greet each kid as he or she arrives. Use this time to collect the offering, fill out attendance sheets, build relationships, and help new kids connect to your group.

**SAY** “What are some choices you make every day or throughout the week? Do you get to choose what you wear or eat? How do you decide what to choose?”

### 1 ACTIVITY PAGE (5 minutes)

Invite kids to complete “What’s Hidden?” activity page.

**SAY** “Today, we will learn about a choice Adam and Eve made and how that choice led them to hide from God.”

### 2 SESSION STARTER (10 minutes)

#### ☐ OPTION 1: WHAT DID I SAY?



Form kids into pairs and direct them to listen closely as you call out a list of statements. Say aloud the following statements one after the other:

- I like the color blue.
- The flowers in my garden are roses.
- Broccoli is the worst vegetable.
- Panda bears only eat bamboo.

Invite pairs to repeat the statements to each other as best as they can recall. Provide each pair with a piece of paper and a pencil. Call out the statements again, but this time change a word or two. For example, “The flowers in my garden are daisies.” Lead kids to write down any words that may be different from the original statement. Review the answers to see which pairs could identify the changes.

**SAY** “This activity reminds me of how a lying serpent twisted God’s words. Today, we’ll learn how sin entered the world because Adam and Eve chose to reject God’s good command and believe the lies of the serpent. **SIN IS DISOBEYING GOD AND HIS COMMANDS.**”

#### ☐ OPTION 2: DISTORTED IMAGE

Form kids into groups of three or four. Provide each group with a small mirror. Invite kids to take turns looking at their reflections, noticing specific details such as their eye color, nose shape, and if they have freckles. Encourage kids to share the different details they notice.

Then provide groups with a piece of plastic cling wrap. Direct groups to wrap their mirrors with the cling wrap so that the mirror is covered in four or five layers of the wrap. Invite kids to look at their reflections again. Lead kids to share what has changed now that the mirror has wrap over it.

**SAY** “When God made Adam and Eve, they were able to fully reflect their Creator. Today, we will learn how the sinful choice Adam and Eve made not only damaged their reflection of God, but also separated them from Him. Yet, God gave them hope: one day the perfect image of God would come into the world and save people from sin.”





## INTRODUCE the Bible Story

### 1 INTRODUCE THE SESSION (3 minutes)

Show the countdown video as you transition to introduce the Bible story. Set it to end as the session begins.

**SAY** “Welcome, kids! My name is [your name], and I am excited to share a true story from God’s Word with you. The Bible, or God’s Word, is a book about God. As we learn more about who God is, we also learn more about who we are. We come to understand that God is perfect and holy, and we are not. If you have your Bible, please hold it up. **[Distribute Bibles to kids who need one.]**

Today, we will be reading from the book of Genesis. As we read our story, we will learn how sin entered the world. **SIN IS DISOBEYING GOD AND HIS COMMANDS.** **[Display the Story Point Poster.]** Even though sin entering the world is terrible news, our story also has good news. We’ll learn how God made a special promise to Adam and Eve about a Rescuer who would come to save us from sin. Let’s pray for God’s Word to transform our hearts: ‘Dear God, please help our hearts be sensitive to hear Your Word. Thank You for giving us the Bible so we can know You through Your Son, Jesus. Amen.’ ”

### 2 BIG PICTURE QUESTION (1 minute)

Display the Big Picture Question Poster.

**SAY** “Last week, we learned our big picture question: **Who is God?** Does anyone remember the answer? **[Allow responses.]** **God is our Creator and the King of everything.** Let’s repeat the answer together: **God is our Creator and the King of everything.**

Since God is Creator and the King of everything, He gets to decide what is good, bad, and how the world should work. Last week, we learned that everything God made was good. He creates good creations because He is a good God. Even His commands are good. In our Bible story today, we will learn how God gave a good command to Adam and Eve. His Word is true and is to be obeyed because it leads us to life. ”

### 3 REVIEW THE TIMELINE (1 minute)

Show the Giant Timeline. Point to individual Bible stories as you review.

**SAY** “Let’s take a moment to review what we learned last week. We started at the beginning of the Bible and learned how God created the whole world. God spoke and everything was made. God created the world in six days and rested on the seventh day. Do you remember who God made that was His special creation? **[Allow responses.]** Yes, God made people—Adam and Eve. People are made in the image of God. We are made to reflect what God is like. We reflect God when we show others what He is like. Obeying His commands helps us live in a way that reflects Him. Today, we will learn how Adam and Eve chose to disobey God and reject His good command. ”



LEARN

## THE STORY OF THE GOSPEL

### LEARN the Bible Story

#### 1 TELL THE BIBLE STORY: VIDEO OR STORYTELLER (10 minutes)

Open your Bible to Genesis 2:8-17; 3:1-24. Use the Bible storytelling tips to help you tell the story, or show the Bible story video “Sin Entered the World.” Use the bold text to retell or review the story.

#### SIN ENTERED THE WORLD

“After God made Adam, He placed him in the garden of Eden to work it and watch over it. God commanded him, **“You can eat from any tree of the garden, but you must not eat from the tree of the knowledge of good and evil, for on the day you eat from it, you will certainly die.”**

Now the serpent was the most cunning of all the wild animals God had made. One day, he asked Adam’s wife, Eve, **“Did God really say, ‘You can’t eat from any tree in the garden?’”**

Eve said, **“We may eat the fruit from the trees in the garden. But God said we must not eat the fruit of the tree in the middle of the garden. He said, ‘You must not eat it or touch it, or you will die.’”**

**“No! You will certainly not die,”** the serpent said. **“In fact, God knows that when you eat it, your eyes will be opened and you will be like God, knowing good and evil.”**

Eve saw that the fruit looked good and she wanted to be wise like God, so she took some of the fruit and ate it. She gave some to Adam, who was with her, and he ate it too. As soon as they ate the fruit, **their eyes were opened and they knew they were naked.** They made clothes for themselves by sewing together fig leaves.

In the evening, Adam and Eve heard God walking in the garden, so they hid. **God called out to Adam, “Where are you?”** Adam replied, **“I heard You in the garden, and I was afraid because I was naked, so I hid.”** **God asked Adam, “Who told you that you were naked? Did you eat from the tree that I commanded you not to eat from?”** Adam immediately blamed Eve and said, **“She gave me some fruit from the tree, and I ate it.”**

Eve blamed the serpent and said, **“He deceived me, and I ate.”** **God cursed the serpent by making him crawl on his belly.** Adam and Eve also had consequences for their disobedience. Life would be hard and painful, all because of sin. **The ultimate consequence for humanity’s disobedience to God is death. But God promised that one of the woman’s descendants would destroy the serpent.**

God was merciful to Adam and Eve. He **made clothes for them out of animal skins before He sent them out of the garden.** God put angels and a sword of fire at the entrance of the garden to guard the way to the tree of life.

Christ Connection: Adam and Eve sinned when they rejected God’s good plan and

#### STORYTELLING TIPS

**Display cloth:** Hold up a piece of cloth when you talk about God making clothes for Adam and Eve. Remind kids that Jesus gave Himself as a sacrifice so we could be covered in His goodness.

**Point your finger:** Invite kids to point their finger at you when you teach how Eve blamed the serpent and Adam blamed Eve. Emphasize how sin causes brokenness in relationships.





## LEARN

### THE STORY OF THE GOSPEL

disobeyed His command. Sin separates people from God, but God didn't leave them without hope. God sent His Son, Jesus, to live as Adam didn't—perfectly sinless. God the Son came to earth as a man to rescue people from sin. ”

## 2 REVIEW THE BIBLE STORY

**SAY** “ God is good, holy, and true. Everything He says or does can be trusted, including His commands. What was the command God gave Adam and Eve? Look at Genesis 2:16-17. [Choose a volunteer to read Genesis 2:16-17 aloud.] God told them that they must not eat from the tree of the knowledge of good and evil. God told them the consequence for disobeying His command would be death.

Yet, Adam and Eve were led to believe lies over the truth of God's Word. Who tempted and deceived Eve by twisting God's words? Look at Genesis 3:4-5. [Choose a volunteer to read Genesis 3:4-5 aloud.] The serpent lied to Eve and told her she would not die. The serpent is the father of lies and does not want people to love God like they are created to do. He deceives people by tempting them to doubt God's true words.

When Adam and Eve ate the fruit, they sinned against God. **SIN IS DISOBEYING GOD AND HIS COMMANDS.** God gave consequences to Adam and Eve because of their sin. They would face death because of sin. But God also gave a wonderful promise. What was the promise? Look at Genesis 3:15. [Choose a volunteer to read Genesis 3:15 aloud.] God promised a Rescuer would come to defeat sin. The Bible tells us that this Rescuer would be the perfect image of God. He wouldn't be sinful and have a broken image. Jesus is the Rescuer God promised. He shows us exactly what God is like because He is holy.

Adam and Eve rejected God's good plan when they sinned by disobeying His command. Sin separates people from God, but God didn't leave them without hope. God sent His Son, Jesus, to live as Adam didn't—perfectly sinless. God the Son came to earth as a man to rescue people from sin. ”

## 3 GOSPEL DISCUSSION

**SAY** “ Because Adam and Eve sinned, all people now sin. **SIN IS DISOBEYING GOD AND HIS COMMANDS.** We all have hearts that want to choose our own way instead of God's way. But God sent His Son, Jesus, to defeat sin and death so we can have new hearts that want to love and follow Him. Have you trusted in Jesus to save you from sin? [Seek the Holy Spirit's leading as you share the good news of the gospel.] ”

(Tip: Use Scripture and the Gospel Plan Poster to explain how to become a Christian. Make sure kids know when and where they can ask questions.)

## 4 QUESTIONS FROM KIDS (3 minutes)

Show the “Unit 1, Session 2” Questions from Kids video. Prompt kids to discuss:

1. Why did God make Adam and Eve? Why did He make a tree they could not eat from?
2. How did God show Adam and Eve mercy? How does He show us mercy?



LEARN

## THE STORY OF THE GOSPEL

### 5 MISSIONS MOMENT (3 minutes)

Display a globe or world map. Invite kids to find where they live. Then challenge them to locate the country of Brazil (in South America). Display the “Reese Family Photo” printable.

**SAY** “Eric and Ramona Reese are missionaries in Brazil. Brazil is the largest country in South America. I’m going to say some statements about Brazil. If you think the statement is true, stand up. If you think it is false, sit down.”

Read the following statements, pausing after each for kids to respond before revealing the answer. End the missions moment in prayer for the people of Brazil.

- Brazil is the fifth largest nation in the world. (true)
- The official language of Brazil is Spanish. (false, Portuguese)
- More than 208 million people live in Brazil. (true)
- Brazil borders the Pacific Ocean. (false, Atlantic Ocean)
- Eric and Ramona Reese have served in Brazil more than 20 years. (true)

### 6 KEY PASSAGE ACTIVITY (5 minutes)

Show the Key Passage Poster. Lead kids in reading aloud Psalm 104:24 together.

**SAY** “Our key passage reminds us that God created the world by His wisdom. God knows exactly how everything He created should work. He knows how trees can grow from a seed, and He knows that people are most happy when we worship Him. God is a good God who created us to know and love Him.”

Form kids into pairs and provide them with an index card. Lead kids to write down the key passage on one side. Then on the other side invite kids to write down a note of encouragement for their partner. For example, kids may write *God made you to know and love Him* or *God created you because He loves you*. Direct kids to give the index card to their partner, and challenge kids to use it to memorize the key passage.

Lead kids to sing “Countless (Psalm 104:24).” You may also choose to sing a worship song of your choice.

### 7 PRAY (2 minutes)

Invite kids to pray before transitioning to Love.

**SAY** “Dear Father in heaven, we praise You for being a good Creator who gives good commands. Help us trust You and obey Your Word. Forgive us of our sin through faith in Jesus. Amen.”

Transition from **LEARN** to **LOVE**





LOVE

THE GOD OF THE GOSPEL

## LOVE God by Applying the Story

### 1 REVIEW & BIBLE SKILLS (5 minutes)

Distribute Bibles and display the Old Testament Mediterranean Map. Guide kids to open their Bibles to Genesis 3. Explain that the Bible is one big story about God and how He made a way to save people from sin. Review the big story lines of the Bible: Creation, Fall, Redemption, and Restoration. Tell kids that Genesis helps us understand how we were made to worship God, how sin has ruined our relationship with God, and how God promised to send a Savior to defeat sin and death. (Gen. 3:15)

Consider comparing the Old Testament Mediterranean Map to a modern-day map to help kids understand where this story took place. (Tip: Locate the areas in and around the modern-day Euphrates River[E11].) Choose a volunteer to read aloud Genesis 3:15,21 or ask the kids to follow along as you read the verses aloud.

**SAY** “ **SIN IS DISOBEYING GOD AND HIS COMMANDS.** Adam and Eve’s sin brought terrible consequences. But God made a promise to send a Rescuer to save people from their sin. One of Eve’s descendants would come at just the right time to give Himself as a sacrifice for our sin. Just like God shed an animal’s blood to make clothes for Adam and Eve, Jesus would come to shed His blood so that all who trust in Him would have their sin washed away and would be covered in His righteousness. Faith in Jesus makes us right with God so we are no longer separated from Him. ”

### 2 GROUP DISCUSSION (10 minutes)

Ask the following questions. Lead the group to discuss.

**SAY** “ What does sin do to our relationships with people and with God? ”

Remind kids that Adam and Eve responded to being caught in sin by blaming others. Point out that they also tried to hide from God. Discuss how sin creates brokenness in relationships. Explain that sin separates us from God. (Option: Choose a volunteer to read Rom. 3:23.)

**SAY** “ What is the ultimate consequence of sin? ”

Discuss how God said that disobeying His command would lead to death. Explain that sin leads to a physical and spiritual death because sin separates us from God. (Option: Choose a volunteer to read Rom. 5:12.)

**SAY** “ Why is God’s promise to send a descendant from Eve to destroy the snake good news? ”

Point out that this promise points to God’s Son, Jesus, who would enter the world and live a perfect life. Tell kids that Jesus gave Himself as a sacrifice on the cross for our sins and defeated death. Explain that faith in Jesus gives us forgiveness of sins and eternal life. (Option: Choose a volunteer to read Rom. 6:23.)

Transition from **LOVE** to **LIVE**







## THE STORY OF THE GOSPEL

### LIVE the Mission

#### 1 ACTIVITY CHOICE (10 minutes)

##### ☐ OPTION 1: GOD SAID ...



Before the session, write on a dry erase board 8–10 of the commands of God from Scripture such as don't lie, love one another, don't steal, honor your mother and father, care for the widows, don't worship any other gods, etc. Then lead kids to line up at one end of the room. Call out different statements that obey the commands written and some that disobey the commands written. For example, you may say, "A kid said he brushed his teeth, but he really didn't." Tell kids that if the statement obeys God's commands, they should take one step forward. If it does not obey His commands, they should stay in place. Kids who take a step when the statement disobeys God's command are out. Play as time allows.

**SAY** “ When Adam and Eve disobeyed God’s good command, sin and death came into the world. **SIN IS DISOBEYING GOD AND HIS COMMANDS.** Jesus came to earth and perfectly obeyed God’s commands for us. Anyone who trusts in Jesus is forgiven of sin. ”

##### ☐ OPTION 2: PERFECT IMAGE

On a dry erase board, write the words Image of the Invisible God and Colossians 1:15-17,19-20. Provide kids with a Bible and lead them to turn in their Bibles to Colossians 1:15-17,19-20. Assist kids who may need help finding Colossians. Direct kids to read the verses. Then explain how these verses are about Jesus, God’s Son, who came to earth to rescue us from sin. Invite kids to choose two or three words about Jesus that stand out to them. Allow kids to write these words on the dry erase board. Provide extra dry erase markers so multiple kids can write at once.

**SAY** “ These words in Colossians teach us that Jesus is the image of the invisible God. This means He is God who became a human. Since Jesus is God, He never sinned. He always obeyed God’s command. Unlike Adam, Jesus perfectly showed us what God is like. He obeyed God to the point of death on the cross to save people from their sin. ”

#### 2 JOURNAL AND PRAYER (5 minutes)

Distribute journal pages and pencils. Guide kids to think about and answer the questions listed on the page. As kids journal, invite them to share their ideas.

- What does this story teach me about God or the gospel?
- What does the story teach me about myself?
- Are there any commands in this story to obey? How are they for God’s glory and my good?
- Are there promises in this story to remember? How do they help me trust and love God?
- How does this story help me to live on mission better?

Review the gospel and encourage kids to speak with you or another teacher if they have questions. Then pray, praising God for His greatness and goodness, knowing He is Creator and King. As time allows, lead kids to complete “What Did God Say?” on the activity page.

# THE FIRST FAMILY

GENESIS 4



**KEY PASSAGE:** Psalm 104:24

**BIG PICTURE QUESTION:** Who is God? God is our Creator and the King of everything.

**CHRIST CONNECTION:** God had promised that one of Eve's descendants would put an end to sin and death. Cain was not that descendant. He was sinful like his parents, Adam and Eve. As families grew and sin spread, people waited for God to keep His promise. At just the right time, God would send His Son, Jesus, to save sinners.

**STORY POINT:** Sin separates us from God.



## PRIOR TO TEACHING THE SESSION

### LEADER Bible Study

Genesis 4 offers insight into the first family in history—showcasing sin’s desire to rule human hearts and the merciful nature of God. Here, we read of Abel’s blood that was wrongfully shed, which cried out for justice. Later, the Biblical narrative reveals to us One whose blood speaks a better word than Abel’s—a firstborn Son would shed His blood to justify sinners and provide everlasting life. (Heb. 12:24)

What can we learn about God through His response to Cain’s sin? How is Jesus the greater firstborn Son?

Brothers Cain and Abel both gave offerings to God, but the former’s offering wasn’t truly pleasing to God and reflective of His true worth. God spoke directly to Cain asking him to consider why he felt so rejected by His response to the offering. God also warned him that though sin’s temptations were strong, he could rule over it. Through God’s encounters with Cain, we come to learn that God desires for the sinner to not be ruled by sin, which leads to death; rather, God calls us to trust Him by faith that we may do what is right. Yet, Cain did not heed the words of his Creator. Instead, he chose for sin to rule over him, resulting in murderous actions toward his brother.

God drew near to Cain and addressed his wickedness, acknowledging the unjust death of the righteous Abel. God told Cain that he was now cursed. As a result, Cain would not receive back from the earth the fruit of his labors and would wander for the rest of his days. Even still, God protected Cain from the fate he forced upon his brother; he received protection against the threat of death by another’s hands. However, this act was only a glimmer of God’s mercy toward sinners. In Christ’s sacrifice on the cross, we see the greatest picture of God’s mercy toward sinners: the righteous blood of Jesus satisfies God’s wrath over sin and provides our justification.

Reflect on Jesus’ righteousness in light of the unrighteousness of Cain, Adam and Eve, and the rest of mankind. The promised descendant who would redeem us amidst our sin wasn’t Eve’s firstborn son, but Jesus, the firstborn of all creation. God’s plan has always been to redeem us through faith in His Son. Pray for the kids hearing today’s Bible story, that their hearts will be opened to the mercy of their Creator who leads us away from destruction and into everlasting life.



#### PREPARE

##### THE WEEK PRIOR

Prepare your heart to teach; plan the session



#### WELCOME

##### 10–15 MINUTES

Greet kids and open the session



#### LEARN

##### 25–30 MINUTES

Teach kids the story of the gospel



#### LOVE

##### 15–20 MINUTES

Lead kids to love the God of the gospel



#### LIVE

##### 15–20 MINUTES

Lead kids to live out the mission of the gospel





## PREPARE

### PRIOR TO TEACHING THE SESSION

## GATHER Supplies

Keep a regular supply of the following items available at all times: Bibles, pens or pencils, markers, crayons, colored pencils, scissors, glue or tape, paper.



### WELCOME

#### Activity Page

- ☐ "Sin's Consequence?" activity page

#### Session Starter (Option 1)

- ☐ balls, 2
- ☐ music



### LOVE

#### Review & Bible Skills

- ☐ Small Group Timeline and Map Set
- ☐ world map



### LIVE

#### Activity Choice (Option 1)

- ☐ "Gospel Icons" printable
- ☐ Gospel Plan Poster

#### Journal and Prayer

- ☐ Journal Page
- ☐ "Hope for Sinners" activity page



### LEARN

#### Introduce the Session

- ☐ countdown video
- ☐ Story Point Poster

#### Big Picture Question

- ☐ Big Picture Question Poster

#### Review the Timeline

- ☐ Giant Timeline

#### Tell the Bible Story

- ☐ "The First Family" video
- ☐ Bible Story Picture Poster

#### Questions from Kids

- ☐ "Unit 1, Session 3" Questions from Kids video

#### Missions Moment

- ☐ inflated balloons or soccer balls, 1 per group

#### Key Passage Activity

- ☐ Key Passage Poster
- ☐ "Countless (Psalm 104:24)" song
- ☐ worship song of your choice (optional)
- ☐ cardstock strips, 1 per kid



## WELCOME Kids

Greet each kid as he or she arrives. Use this time to collect the offering, fill out attendance sheets, build relationships, and help new kids connect to your group.

**SAY** “What happens if you disobey a rule at your school or in your home? Do you have a consequence? Why?”

### 1 ACTIVITY PAGE (5 minutes)

Invite kids to complete “Sin’s Consequence?” activity page.

**SAY** “Today, we will learn how Adam and Eve’s son, Cain, sinned against God and his brother. Because of Cain’s sin, he faced the consequence of separation from God.”

### 2 SESSION STARTER (10 minutes)

#### ☐ OPTION 1: CAST OUT

Before the session, gather two balls of different colors. Designate one ball as “sin.” Lead kids to form a large circle. Hand one ball to a kid and the “sin” ball to another kid. Direct kids to pass the balls around the circle in opposite directions. Play music for about 15–20 seconds, allowing kids time to pass the balls around. When you stop the music, whoever is holding the “sin” ball is out. Continue playing as time allows.

**SAY** “Being caught with the ‘sin’ ball cast you out of the game. Last week, we learned how sin entered the world through Adam and Eve’s disobedience. Because of their sin, all people sin. Today, we will learn how **SIN SEPARATES US FROM GOD**. We’ll hear a story of how Adam’s son, Cain, was cast out from God’s presence because of his sin.”

#### ☐ OPTION 2: IS IT MERCIFUL?



Lead kids to stand in the middle of the room. Define mercy by telling kids it means showing forgiveness and kindness or choosing not to punish someone who deserves it. Tell kids to listen to the statements you say aloud. Direct kids to run to the right side of the room if the statement shows mercy or run to the left side if the statement does not show mercy. Call out the following statements or create your own:

- Choosing to be kind to someone who called you a name
- Sharing a toy with someone who is mean
- Laughing at a kid who made a mistake
- Giving to someone in need
- Shoving a kid so you can be first in line

**SAY** “God is merciful! Even when we sin and disobey Him, He shows us mercy. Mercy is always a gift of God because we don’t deserve it. Today, we will learn how God showed mercy to Cain when he sinned. We’ll also learn how God’s promise to send a Savior at just the right time shows us mercy too.”





LEARN

## THE STORY OF THE GOSPEL

# INTRODUCE the Bible Story

### 1 INTRODUCE THE SESSION (3 minutes)

Show the countdown video as you transition to introduce the Bible story. Set it to end as the session begins.

**SAY** “Welcome, kids! My name is [your name], and I am so excited you are here to learn from the Bible. God’s Word is true and helps us know God. The Bible also reminds us how God wants to show mercy to sinners through His Son, Jesus.

Did you bring your Bible with you? If so, please hold it up. [Distribute Bibles to kids who need one.] Today, we’ll learn about the family of Adam and Eve and their two sons—Cain and Abel. As we learn about Cain, we will also learn that **SIN SEPARATES US FROM GOD**. [Display the Story Point Poster.] Let’s prepare our hearts to hear from God’s Word. Pray with me: ‘Dear God, please open our ears to listen and our eyes to see the truth from your Word. Give us hearts to believe. Amen.’ ”

### 2 BIG PICTURE QUESTION (1 minute)

Display the Big Picture Question Poster.

**SAY** “Who remembers the answer to our big picture question: **Who is God?** [Allow responses.] The answer we have learned is, **God is our Creator and the King of everything**. Let’s repeat the answer together: **God is our Creator and the King of everything**.

As Creator and King, everything God made is good and He perfectly rules over what He made. Nothing God creates or does is bad or sinful. He is holy and without sin. Yet, last week we learned that people are sinful. Because of Adam and Eve’s disobedience to God’s command, sin entered the world. Today, we will learn more about how our sin separates us from our Creator and King. ”

### 3 REVIEW THE TIMELINE (1 minute)

Show the Giant Timeline. Point to individual Bible stories as you review.

**SAY** “Who can tell me where our timeline begins? [Allow responses.] That’s right! Our timeline begins with God creating the world and everything in it. We’ve learned how God made the world in six days and rested on the seventh. Then we saw how the people God made, Adam and Eve, disobeyed God and sinned. Who remembers how they disobeyed? [Allow responses.] Yes, they disobeyed God’s command to not eat from the tree of the knowledge of good and evil. They failed to trust God and His Word. Instead, they chose to reject His command and believe the lies of the serpent. Today, we will learn about Adam and Eve’s family and how sin continued to spread in the world. ”





LEARN

## THE STORY OF THE GOSPEL

### LEARN the Bible Story

#### 1 TELL THE BIBLE STORY: VIDEO OR STORYTELLER (10 minutes)

Open your Bible to Genesis 4:1-16,25-26. Use the Bible storytelling tips to help you tell the story, or show the Bible story video “The First Family.” Use the bold text to retell or review the story.

#### THE FIRST FAMILY

“After Adam and Eve left the garden of Eden, they had a son named Cain and another son named Abel. Abel became a shepherd, and Cain worked the ground by growing plants and crops. **Because sin entered the world through Adam and Eve, Cain and Abel were sinners too.**

One day, Cain gave God an offering of some of the produce he grew. Abel gave God some of the firstborn of his flock. God accepted Abel’s offering, but He did not accept Cain’s offering.

Cain was furious. God said to Cain, “Why are you so mad? If you do what is right, your offering will be accepted.” Then God warned Cain, “If you do not do what is right, sin is crouching at the door. Sin wants you, but you must rule over it.”

Cain said to his brother, “Let’s go out to the field.” And while they were in the field, Cain attacked his brother Abel and killed him.

God said to Cain, “Where is your brother Abel?”

“I don’t know,” Cain lied. “Is it my job to keep track of him?” But God knew what Cain had done.

Because God is holy, God had to punish Cain for his sin. “Now you are cursed,” God told Cain. “You will work the ground, but nothing will grow for you. Instead, you will wander the earth, never finding rest.”

Cain would not be able to stay with his family. He could no longer live in God’s presence. **Even though God punished Cain, God was merciful. He put a mark on Cain to warn people not to kill him. Then Cain left the land and went to live in Nod, a land to the east of Eden.** He had a wife and a family, but they did not follow God.

God gave Adam and Eve another son, Seth. Adam and Eve’s family grew. Seth grew up and had a family too. Around this time, Adam’s descendants in Seth’s family began to call on the name of the Lord.

Christ Connection: God had promised that one of Eve’s descendants would put an end to sin and death. Cain was not that descendant. He was sinful like his parents, Adam and Eve. As families grew and sin spread, people waited for God to keep His promise. At just the right time, God would send His Son, Jesus, to save sinners. ”

#### STORYTELLING TIPS

##### Pause and reflect:

Pause in the story when you tell how God had to punish sin. Invite kids to reflect on why sin must be punished.

##### Emphasize God’s

**mercy:** Remind kids what mercy means and emphasize it when you share how God showed mercy to Cain. Define *mercy* by telling kids it means showing forgiveness and kindness or choosing not to punish someone who deserves it. Tell kids that we all deserve punishment for our sin, but God is merciful to us through His Son, Jesus.



## LEARN

### THE STORY OF THE GOSPEL

## 2 REVIEW THE BIBLE STORY

**SAY** “ Through Adam and Eve’s disobedience, sin entered the world. All people sin. We all choose to go our own way instead of God’s way. The Bible tells us that all people miss the mark and fail to meet God’s perfect measure. In our story today, we learned how Cain chose his own way and sinned against God and his brother.

Both Cain and Abel offered God an offering. But God accepted Abel’s offering and rejected Cain’s. Why do you think that was? **[Allow responses.]** The Bible tells us that God accepted Abel’s offering because he gave it by faith. (Heb. 11:4) This means he trusted in God and His promises. Abel wanted to please God and give Him an offering that showed his love for God.

Cain was furious that his offering was rejected. God warned Cain to not let the sin in his heart rule over him. Yet, Cain did not listen. How did Cain show that sin ruled in his heart? What did he do to Abel? Look at Genesis 4:8. **[Choose a volunteer to read Genesis 4:8 aloud.]** Cain killed Abel. Cain did not obey God or want to live in a way that showed he loved God. He chose to reject God’s warning and failed to show love to his brother.

God punished Cain because of his sin. God cursed Cain and the ground he worked. Then God sent Cain away to the land of Nod. **SIN SEPARATES US FROM GOD.** But even in Cain’s punishment, God showed mercy. How did God show Cain mercy? Look at Genesis 4:15. **[Choose a volunteer to read Genesis 4:15 aloud.]** He protected Cain with a mark so that whoever found him would not kill him.

God had promised that one of Eve’s descendants would put an end to sin and death. Cain was not that descendant. He was sinful like his parents, Adam and Eve. As families grew and sin spread, people waited for God to keep His promise. At just the right time, God would send His Son, Jesus, to save sinners. ”

## 3 GOSPEL DISCUSSION

**SAY** “ We are all sinful and **SIN SEPARATES US FROM GOD.** But God is merciful and sent His Son, Jesus, to save us from sin. We can trust in Jesus and let Him rule our hearts or we can continue to let sin rule our hearts. When we trust in Jesus, our sin is forgiven and we are brought back to God. Have you trusted in Jesus and asked Him to forgive you of your sin? ”

(Tip: Use Scripture and the Gospel Plan Poster to explain how to become a Christian. Make sure kids know when and where they can ask questions.)

## 4 QUESTIONS FROM KIDS (3 minutes)

Show the “Unit 1, Session 3” Questions from Kids video. Prompt kids to discuss:

1. Why do we fight with our siblings and other people?
2. Why is trusting in Jesus good news for sinners?



## LEARN

### THE STORY OF THE GOSPEL

#### 5 MISSIONS MOMENT (3 minutes)

Form groups of three to five kids. Give each group an inflated balloon. Display an Allergy Alert poster for the balloons. (Tip: If an outdoor space or gymnasium is available, consider playing there with a soccer ball.) Choose one player in each group to be It. The other players will use their feet to tap the balloon back and forth to one another, keeping it away from It. If It intercepts the balloon with his feet, he may choose the next player to be It.

**SAY** “In this game, you kept the ball away from the player in the middle. Sin keeps us away from God. This is bad news! Missionaries like Eric and Ramona Reese have dedicated their lives to telling others about Jesus. They live in Brazil, where soccer is the most popular sport, and tell people that **SIN SEPARATES US FROM GOD**, but God sent His Son—Jesus—to save sinners.”

#### 6 KEY PASSAGE ACTIVITY (5 minutes)

Show the Key Passage Poster. Lead kids in reading aloud Psalm 104:24 together.

**SAY** “God made a beautiful and good world! Even though sin has broken the world, we can still see how great God is through what He’s made. Just think about how you feel when you see a cute puppy or a bright starry sky. God is a good Creator!”

Provide kids with a Bible and a strip of cardstock. Assist kids in finding Psalm 104:24 in their Bibles. Teach kids what a chapter number is and what a verse number is. Invite kids to create a bookmark by copying the verse on the cardstock. Provide markers and stickers as needed.

Lead kids to sing “Countless (Psalm 104:24).” You may also choose to sing a worship song of your choice.

#### 7 PRAY (2 minutes)

Invite kids to pray before transitioning to Love.

**SAY** “Dear God, You are an amazing Creator and King! We praise You for Your mercy, and we ask that You would help us trust You. In Jesus’ name, amen.”





LOVE

THE GOD OF THE GOSPEL

## LOVE God by Applying the Story

### 1 REVIEW & BIBLE SKILLS (5 minutes)

Distribute Bibles and display the Old Testament Mediterranean Map. Guide kids to open their Bibles to Genesis 4. Explain that the family history of Adam is traced throughout the Bible. Tell kids that we call these family histories genealogies. Explain that genealogies not only show us the historical accuracy of the Bible but also remind us of God's promise to bring a Rescuer into the world through Eve's offspring. If time allows, point to the family names in Genesis 4:25-26 and Luke 3:38.

Consider comparing the Old Testament Mediterranean Map to a modern-day map to help kids understand where this story may have taken place. (Tip: Locate the areas in and around the modern-day land east of the Euphrates River [E11].) Choose a volunteer to read aloud Genesis 4:26 or ask the kids to follow along as you read the verse aloud.

**SAY** “After Cain was sent away, Adam and Eve had another son named Seth. Then Seth had a son named Enosh. The Bible also records these names in the New Testament book of Luke. (Luke 3:38) We see these names in Luke because they are a reminder of God's promise to send a Rescuer through Eve's offspring.

At just the right time, God sent His Son—Jesus—to live a perfect life and die on the cross for our sins. **SIN SEPARATES US FROM GOD**, but when we trust in Jesus, we are saved from our sin and are brought back to God.”

### 2 GROUP DISCUSSION (10 minutes)

Ask the following questions. Lead the group to discuss.

**SAY** “Why must God punish sin?”

Remind kids that God is holy and hates sin. Tell kids that sin also makes us enemies with God. Share how our sin reveals that we have rejected Him. Explain that sin must be punished because God is just. (Option: Choose a volunteer to read Rom. 2:8.)

**SAY** “God showed Cain mercy even though he sinned. How does God show us mercy?”

Discuss how God kept His promise to Adam and Eve by sending Jesus into the world to save sinners. Explain how Jesus took the punishment our sin deserves when He died on the cross. Tell kids that we receive mercy by not getting the punishment our sin deserves when we trust in Jesus. (Option: Choose a volunteer to read Rom. 5:6-11.)

**SAY** “Cain let sin rule in his heart. How can we not let sin rule our hearts?”

Remind kids that God is our Creator and King. Tell kids that we can choose to acknowledge and submit to God as King and follow Him, or we can choose to go our own way and let sin rule in our lives. Share how trusting in Jesus changes our hearts so that we desire to make God our King and follow Him. (Option: Choose a volunteer to read Jer. 24:7.)

Transition from **LOVE** to **LIVE**







## THE STORY OF THE GOSPEL

### LIVE the Mission

#### 1 ACTIVITY CHOICE (10 minutes)

##### ☐ OPTION 1: BRING IT BACK

Before the session, print a copy of the “Gospel Icons” printable for each group of five kids. Form kids into groups of five and provide them with scissors. Lead kids to cut out the gospel icons. Then take them from each group and place them in individual piles on the opposite side of the room. Explain that each group of five kids will race to their pile, grab a cut out, and bring it back to their team. When all the cutouts have been brought back, groups will assemble them in the correct order of The Gospel Plan poster. The first group to put all five in the correct order wins.

**SAY** “ The icons help us share the good news of the gospel. We learn how God rules, we sinned, God provided, Jesus gives, and we respond. Every person needs to hear the good news of the gospel because all people sin. **SIN SEPARATES US FROM GOD** and only Jesus can bring us back to Him. ”

##### ☐ OPTION 2: SEEK MERCY



Form kids into five groups and provide each group with a Bible. Assign one of the following Bible verses to each group: Proverbs 28:13; Lamentations 3:22-23; Ephesians 2:4-5; Titus 3:5; 1 Peter 1:3. Direct groups to look up their Bible verse and discuss how it shows the mercy of God. Allow a minute or two for discussion. Then invite groups to share with everyone what they learned about God’s mercy. For example, maybe they learned God’s mercy never fails or that God shows mercy to those who repent of their sins.

**SAY** “ Mercy is an attribute or a characteristic of God. God is merciful, and He shows mercy. In today’s story, we saw how God showed mercy to Cain even when Cain killed his brother. God shows mercy to sinners through His Son, Jesus. When we trust in Jesus, we don’t receive the punishment our sin deserves. That’s mercy! ”

#### 2 JOURNAL AND PRAYER (5 minutes)

Distribute journal pages and pencils. Guide kids to think about and answer the questions listed on the page. As kids journal, invite them to share their ideas.

- What does this story teach me about God or the gospel?
- What does the story teach me about myself?
- Are there any commands in this story to obey? How are they for God’s glory and my good?
- Are there promises in this story to remember? How do they help me trust and love God?
- How does this story help me to live on mission better?

Review the gospel and encourage kids to speak with you or another teacher if they have questions. Then pray, praising God for His greatness and goodness, knowing He is Creator and King. As time allows, lead kids to complete “Hope for Sinners” on the activity page.

UNIT 1 | SESSION 4

# THE GREAT FLOOD

GENESIS 6-9



**KEY PASSAGE:** Psalm 104:24

**BIG PICTURE QUESTION:** Who is God? God is our Creator and the King of everything.

**CHRIST CONNECTION:** God rescued Noah and his family from the flood. The story of Noah points to an even greater rescue. God's Son, Jesus, came to take the punishment for our sin. By trusting in Him, we are saved from the power of sin and death.

**STORY POINT:** God is right to judge sin.



## PRIOR TO TEACHING THE SESSION

### LEADER Bible Study

Genesis 6 gives us an understanding of the growth of early civilization. After Adam and Eve were cast out of the garden of Eden, the sinful state of humanity spread as far and wide as their family trees. God saw that every inclination of the human heart was evil all the time. And God regretted that He had made man. Yet, God had a plan to redeem His created world from sin that leads to death.

How did God provide salvation for Noah and his family? How has God provided redemption for us?

Though God was deeply grieved by the lifestyles of humanity, He found favor with righteous Noah. God chose to spare Noah from the destruction to come. He explained to Noah that, through faith-led obedience, he and his family would be spared from the flood waters. God instructed him to build an ark and to supply it with everything the people and animals needed while onboard.

As the water surged on the earth for 150 days, God remembered Noah and the ark and caused the storms to cease. Then God established a covenant with Noah, that He would never again curse the ground as He had with the flood. He blessed Noah's family, instructing them to be fruitful and multiply. Even though God's judgment on sin resulted in the waters flooding the earth, God provided a means of salvation that would result in a greater rescue to come through the family line of Noah.

Still, Noah's obedience was not enough to secure mankind's ultimate salvation. Even after the rescue of Noah and his family, God knew the inclination of the human heart was still evil. (Gen 8:21). A greater rescue and superior sacrifice were needed to rescue people from sin. God would send His own Son to take on the wrath they deserved. Noah's faithfulness in building the ark is but a glimpse of Christ's faithfulness in taking to a different wooden vessel—the cross—and securing the salvation of all who would place faith in Him. Help kids see the mercy of God through the story of Noah's ark, that the God who created them has been faithful to provide the way back to Him through faith in His Son, Jesus.



#### PREPARE

##### THE WEEK PRIOR

Prepare your heart to teach; plan the session



#### WELCOME

##### 10–15 MINUTES

Greet kids and open the session



#### LEARN

##### 25–30 MINUTES

Teach kids the story of the gospel



#### LOVE

##### 15–20 MINUTES

Lead kids to love the God of the gospel



#### LIVE

##### 15–20 MINUTES

Lead kids to live out the mission of the gospel



## PREPARE

### PRIOR TO TEACHING THE SESSION

## GATHER Supplies

Keep a regular supply of the following items available at all times: Bibles, pens or pencils, markers, crayons, colored pencils, scissors, glue or tape, paper.



### WELCOME

#### Activity Page

- ☐ "Spot the Difference" activity page

#### Session Starter (Option 2)

- ☐ index cards, 1 per kid
- ☐ painter's tape



### LOVE

#### Review & Bible Skills

- ☐ Small Group Timeline and Map Set
- ☐ world map



### LIVE

#### Activity Choice (Option 1)

- ☐ dry erase boards, 2
- ☐ dry erase marker

#### Activity Choice (Option 2)

- ☐ foam cups, 10 per group

#### Journal and Prayer

- ☐ Journal Page
- ☐ "What's True?" activity page



### LEARN

#### Introduce the Session

- ☐ countdown video
- ☐ Story Point Poster

#### Big Picture Question

- ☐ Big Picture Question Poster

#### Review the Timeline

- ☐ Giant Timeline

#### Tell the Bible Story

- ☐ "The Great Flood" video
- ☐ Bible Story Picture Poster
- ☐ electronic device (optional)
- ☐ streamers, 1 of each color of the rainbow (optional)

#### Questions from Kids

- ☐ "Unit 1, Session 4" Questions from Kids video

#### Missions Moment

- ☐ "Serving in Rio" missions video

#### Key Passage Activity

- ☐ Key Passage Poster
- ☐ "Countless (Psalm 104:24)" song
- ☐ worship song of your choice (optional)
- ☐ domino sets, 1 per group
- ☐ masking tape





## WELCOME Kids

Greet each kid as he or she arrives. Use this time to collect the offering, fill out attendance sheets, build relationships, and help new kids connect to your group.

| **SAY** “What does a judge do? Why do you think we need judges in our communities?”

### 1 ACTIVITY PAGE (5 minutes)

Invite kids to complete “Spot the Difference” activity page.

| **SAY** “Today, we’ll learn about a time that God judged the whole world because of sin. **GOD IS RIGHT TO JUDGE SIN.** But we’ll also learn how He provides the way to be rescued from judgment.”

### 2 SESSION STARTER (10 minutes)

#### ☐ OPTION 1: WHAT’S WRONG?



Invite kids to be a “judge” and instruct them to listen for an object that is wrong for a task you describe. For example, you might tell kids that “to bake cookies you need cookie dough, an oven, a hammer, and a baking tray.” Direct kids to raise their hands to provide you with the wrong object, in this case a hammer. Or you might say, “to fish you need fishing line, bait, oven mitts, and a hook.” Kids would then raise their hands to tell you that oven mitts are the wrong object. Continue saying different tasks for kids to determine the wrong objects.

| **SAY** “As a judge, it was pretty easy to determine what the wrong object was for each task. Just like some objects are wrong for a task, we are wrong to disobey God. Sin is disobeying God and His commands. Today, we will see how **GOD IS RIGHT TO JUDGE SIN.** We’ll learn how God is a good Judge who always does what is right.”

#### ☐ OPTION 2: TWO BY TWO

Before the session, write pairs of animals on individual index cards. For example, you may choose to write pairs of lions, giraffes, horses, cats, etc. Make enough cards for each kid. Then use painter’s tape to create a rectangular outline on the floor which will serve as “the boat.”

Lead kids to scatter around the room and provide each kid with an index card. Tell kids that when you say “go,” they need to find the kid who has their matching animal card. Instruct kids to then walk as a pair into “the boat.” The last pair to get in “the boat” is out. Play again as time allows, redistributing cards each time.

| **SAY** “In today’s story, we will learn how God called a man named Noah to build a big boat, also known as an ark. Through this story, we will see how God saved Noah, his family, and even animals from the great flood. Let’s get ready to hear our Bible story.”





## INTRODUCE the Bible Story

### 1 INTRODUCE THE SESSION (3 minutes)

Show the countdown video as you transition to introduce the Bible story. Set it to end as the session begins.

**SAY** “Welcome, kids! I am so glad you’re here! My name is **[your name]**, and I am looking forward to studying a story from the Bible with you. If you have your Bible with you, will you hold it up high? **[Distribute Bibles to kids who need one.]**

The stories in the Bible teach us about God and even about ourselves. Anytime we study God’s Word, it is important that we ask God to show us what He wants us to learn. As we study the story of the great flood found in the book of Genesis, we’ll see that **GOD IS RIGHT TO JUDGE SIN. [Display the Story Point Poster.]** We’ll also learn that God provides a way for us to be saved from His judgment of sin. Let’s ask God to open our hearts to hear from His Word: ‘Lord, thank You for teaching us through Your Word. I pray that You will open our eyes and our ears to hear what You want to teach us through this story today. In Jesus’ name, amen.’ ”

### 2 BIG PICTURE QUESTION (1 minute)

Display the Big Picture Question Poster.

**SAY** “Our big picture question is, **Who is God?** Does anyone remember the answer? **[Allow responses.]** **God is our Creator and the King of everything.** Let’s repeat the answer together: **God is our Creator and the King of everything.**

Today, we will learn that because **God is the Creator and King of everything, GOD IS RIGHT TO JUDGE SIN.** God is a perfect Creator. Everything He made was good. Yet, Adam and Eve sinned because they disobeyed God. Now all people sin. As King, God rules over the world, and He rules in a way that is best and good, which means punishing those who don’t turn away from their sin. Yet, God also rules in a way so that people can be saved from their sin. He sent His Son, Jesus, to rescue us from His judgment. ”

### 3 REVIEW THE TIMELINE (1 minute)

Show the Giant Timeline. Point to individual Bible stories as you review.

**SAY** “God created the world to bring Him glory. Yet, not long after the world was created, Adam and Eve disobeyed God and sin entered the world. Sin causes all people to be separated from God. Last week, we saw how Cain allowed sin to rule over him, and he killed his brother Abel. As people multiplied on the earth, sin continued to spread. Today, we will see how God judged sin through a great flood, but that He also chose to rescue a man named Noah. ”



LEARN

## THE STORY OF THE GOSPEL

# LEARN the Bible Story

### 1 TELL THE BIBLE STORY: VIDEO OR STORYTELLER (10 minutes)

Open your Bible to Genesis 6–9. Use the Bible storytelling tips to help you tell the story, or show the Bible story video “The Great Flood.” Use the bold text to retell or review the story.

### THE GREAT FLOOD

“Adam and Eve’s family grew. They had **children and grandchildren, and their families grew until many people were in the world. But all those people were like Adam and Eve—they sinned against God.** God is good and loving. He wanted people to have a right relationship with Him, but the people did not want to live under God’s rule.

**God was sad that He had made people. Because people’s hearts were so sinful, God had to judge the people for their sin. But one man was not like all the other people. Noah was a righteous man; he wanted to follow God. So God decided to save Noah and his family from this punishment.**

**One day, God told Noah to build a big boat called an ark. God told Noah what would happen: God was going to punish sin by sending a flood to wipe out everything on the earth. God made a special promise—a covenant—with Noah. God promised to keep Noah and his family safe.**

**God told Noah exactly how to make the ark. He told Noah how to build the roof, where to put the door, and how to make it float. God gave Noah instructions about what animals to bring on the ark and how many. Noah did everything that God commanded.**

**Noah worked for many years to build the ark. When it was finally finished, Noah filled the ark with food for his family and for the animals. Then Noah, his family, and the animals went into the ark and God closed the door.**

**Water began to cover the earth. Rain fell for 40 days and 40 nights until water covered even the highest mountains. Every living creature on the earth died, but Noah and his family were safe inside the floating ark. Then the rain stopped. Water covered the whole earth for months. Then finally, God sent a wind to dry out the earth, and the water started to go down. The ark came to rest on top of a mountain.**

**Noah waited until God told him to bring his family out of the ark. Noah came out of the ark and built an altar to make an offering of thanks to the LORD.**

**God told Noah’s family, “Spread out and fill the earth. Take care of the world and the creatures in it.” God promised Noah that He would never again send a flood over the whole earth, and He put a rainbow in the clouds as a reminder of the promise.**

### STORYTELLING TIPS

**Use sound effects:** Use an electronic device to play the sound of rain as you tell the story.

**Make a rainbow:** Gather six 1–2 feet long streamers, each a color of the rainbow. Choose six kids to give a streamer to. When you teach about the rainbow, invite the kids to stand up and hold their streamers on top of each other in the order of the rainbow’s colors.



## LEARN

### THE STORY OF THE GOSPEL

Christ Connection: God rescued Noah and his family from the flood. The story of Noah points to an even greater rescue. God's Son, Jesus, came to take the punishment for our sin. By trusting in Him, we are saved from the power of sin and death. ”

## 2 REVIEW THE BIBLE STORY

**SAY** “ In our story today, we learned about the great flood God sent over the earth. Why did God send this flood? Look at Genesis 6:11-12. **[Choose a volunteer to read Genesis 6:11-12 aloud.]** God saw that people were filled with wickedness. The earth had become corrupt and full of violence. God was sad that He had made people, so He sent a flood to judge their sin. God always does what is right, and **GOD IS RIGHT TO JUDGE SIN.**

How does the Bible describe Noah? Look at Genesis 6:9. **[Choose a volunteer to read Genesis 6:9 aloud.]** The Bible tells us that Noah was a man who followed the Lord. This doesn't mean that Noah was without sin. The Bible tells us that all people sin, but Noah trusted God and had faith in Him.

How did God rescue Noah and his family? Look at Genesis 7:1. **[Choose a volunteer to read Genesis 7:1 aloud.]** God chose to rescue Noah and his family by placing them safely in the ark. Just as Noah trusted God and was rescued, God has provided the way for us to be rescued from the punishment our sin deserves. God sent His Son, Jesus, into the world to save us from our sin.

God rescued Noah and his family from the flood. The story of Noah points to an even greater rescue. God's Son, Jesus, came to take the punishment for our sin. By trusting in Him, we are saved from the power of sin and death. ”

## 3 GOSPEL DISCUSSION

**SAY** “ The Bible tells us that we all have sinned. The punishment for sin is death. But God, out of His great love for us, sent Jesus to rescue us from the punishment of sin. Jesus died on the cross, taking the punishment for our sin on Himself. Now, rather than punishment, anyone who trusts in Jesus receives the free gift of eternal life. Have you accepted this free gift? ”

(Tip: Use Scripture and the Gospel Plan Poster to explain how to become a Christian. Make sure kids know when and where they can ask questions.)

## 4 QUESTIONS FROM KIDS (3 minutes)

Show the “Unit 1, Session 4” Questions from Kids video. Prompt kids to discuss:

1. God promised Noah that He would not send another flood. Why are there tsunamis and floods happening today?
2. How does God saving Noah and his family point us to how Jesus saves us from our sin?





LEARN

## THE STORY OF THE GOSPEL

### 5 MISSIONS MOMENT (3 minutes)

**SAY** “Eric Reese became involved in missionary work through short-term missions trips. He continued serving in missions and eventually became a full-time career missionary. Eric spent many years in the dangerous communities of Rio de Janeiro, Brazil, telling people about Jesus.”

Play the missions video. Tell kids that sometimes God calls missionaries to dangerous places. Explain that the Reese family believes that missionaries must trust God to help them with any fears or dangers as they tell people about Jesus. Discuss how the Reese family shares the gospel so people can be saved from the punishment their sin deserves. Pray for the Reese family as they continue to tell the people of Brazil about how to be saved from their sins through faith in Jesus.

### 6 KEY PASSAGE ACTIVITY (5 minutes)

Show the Key Passage Poster. Lead kids in reading aloud Psalm 104:24 together.

**SAY** “God created everything and rules over everything He has made. As He rules, He always does what is right. We can trust Him and obey Him.”

Place a piece of masking tape on the backs of dominoes and write one word from the key passage on each domino. Create a set for every group of three to five kids. Challenge groups to arrange the dominoes one behind the other in the correct order of the key passage. Then invite groups to knock them down.

Lead kids to sing “Countless (Psalm 104:24).” You may also choose to sing a worship song of your choice.

### 7 PRAY (2 minutes)

Invite kids to pray before transitioning to Love.

**SAY** “Thank You, God, that You always do what is right. You alone are perfect. We praise You for providing the way for us to be saved through faith in Jesus. Help us live in a way that honors You. In Jesus’ name, amen.”





LOVE

THE GOD OF THE GOSPEL

## LOVE God by Applying the Story

### 1 REVIEW & BIBLE SKILLS (5 minutes)

Distribute Bibles and display the Old Testament Mediterranean Map. Guide kids to open their Bibles to Genesis 8. Tell kids that the books of the Bible, like Genesis, have chapter and verse numbers. Invite kids to locate the chapter number of Genesis 8 with their finger. Then guide them to find verse 20.

Consider comparing the Old Testament Mediterranean Map to a modern-day map to help kids understand where this story took place. (Tip: Locate the areas in and around the modern-day Turkey where Mount Ararat [C11] is found.) Choose a volunteer to read aloud Genesis 8:20-21 or ask the kids to follow along as you read the verses aloud.

**SAY** “**GOD IS RIGHT TO JUDGE SIN.** But Noah was saved from God’s judgment. By faith, Noah believed God and obeyed His command to build the ark. Then after the flood waters were gone, Noah again showed he had faith in God by worshiping Him through an animal sacrifice.

What was the promise God made to Noah? [Allow responses.] God promised that He would never again send a flood to destroy every living thing. God then placed a rainbow in the sky to remind all people of the promise He made. God’s rainbow was a sign that pointed to an even greater promise in Jesus. God would send His Son to become the perfect sacrifice to pay for people’s sin.”

### 2 GROUP DISCUSSION (10 minutes)

Ask the following questions. Lead the group to discuss.

**SAY** “Why is God right to punish sin?”

Tell kids that God is holy which means He is without sin. Discuss how sin makes us guilty before a holy God. Explain that just as a good judge on earth punishes people for wrong things they do, God must punish sin because it is an eternal wrong against Him. (Option: Choose a volunteer to read Rom. 6:23.)

**SAY** “How can we be saved from the punishment of sin?”

Discuss how God sent His Son, Jesus, to live a perfect life in our place and die on the cross for our sin. Tell kids that when we place our faith in Him, we are saved from the punishment our sin deserves. (Option: Choose a volunteer to read Rom. 5:8-9.)

**SAY** “How can we follow the Lord even when those around us don’t?”

Point out that the people of Noah’s day didn’t follow God or obey Him. Discuss how Noah was found faithful and obeyed God. Tell kids that through faith in Jesus, God gives us the strength and the desire to follow Him. Explain that following God means being set apart and living in a way that pleases God. (Option: Choose a volunteer to read Heb. 13:20-21.)

Transition from **LOVE** to **LIVE**





## THE STORY OF THE GOSPEL

### LIVE the Mission

#### 1 ACTIVITY CHOICE (10 minutes)

##### ☐ OPTION 1: THE CHARACTER OF GOD



On a dry erase board, write the following verses: Genesis 6:5-6; Genesis 7:4; Genesis 7:13-16; Genesis 8:1; Genesis 9:1; Genesis 9:15. On a separate dry erase board, write the following answers out of order: sin makes God sad, God punishes sin, God is merciful, God is faithful, God rules and gives good commands, God keeps His promises.

Then form kids into four to six groups and provide each group with a verse or two. Challenge groups to use their Bibles to look up and read their assigned verse and match it to one of the answers that shows how the verse describes the character of God. Review the answers together.

**SAY** “ God always acts in line with His character. **GOD IS RIGHT TO JUDGE SIN.** Everything God does is right and good. This also includes saving people from their sin, being faithful to His promises, and giving us good commands. We can trust God and remember that just like He rescued Noah, God sent Jesus to rescue us from our sin. ”

##### ☐ OPTION 2: BIBLE BOOK STACK UP

Before this activity, use a permanent marker to write the names of the first 10 books of the Bible on the rims of foam cups. Create a set for each group of two or three kids.

Using Bibles, review the first 10 books of the Bible with the kids. Then challenge groups to see how quickly they can stack their cups in the correct order of these books. Consider allowing several practice rounds. Then invite groups to compete against one another to see who can stack the cups the fastest in the correct order.

**SAY** “ The Bible is God’s Word to us, and it is how we come to know God. The books of the Bible tell us stories that help us understand how God is perfect and holy, while people are sinful. But even though we sin, the Bible also teaches us that God had a plan to save people from sin through His Son, Jesus. Like God saved Noah from the judgment of the flood, Jesus took the punishment for our sin when He died on the cross. ”

#### 2 JOURNAL AND PRAYER (5 minutes)

Distribute journal pages and pencils. Guide kids to think about and answer the questions listed on the page. As kids journal, invite them to share their ideas.

- What does this story teach me about God or the gospel?
- What does the story teach me about myself?
- Are there any commands in this story to obey? How are they for God’s glory and my good?
- Are there promises in this story to remember? How do they help me trust and love God?
- How does this story help me to live on mission better?

Review the gospel and encourage kids to speak with you or another teacher if they have questions. Then pray, praising God for sending Jesus to rescue us from the punishment our sin deserves. As time allows, lead kids to complete “What’s True?” on the activity page.

# THE TOWER OF BABEL

GENESIS 11



**KEY PASSAGE:** Psalm 104:24

**BIG PICTURE QUESTION:** Who is God? God is our Creator and the King of everything.

**CHRIST CONNECTION:** People ignored God's plan and tried to make a name for themselves, so God confused their language and scattered the people all over the earth. One day, Jesus will gather together all of God's people—people from every tribe and people who speak all kinds of languages—and they will worship Him. (Revelation 7:9-10)

**STORY POINT:** God is great and deserves all worship.





## PRIOR TO TEACHING THE SESSION

### LEADER Bible Study

Scripture's Tower of Babel account tells of man's disobedience and God's intervening mercy to keep people from their own destruction. Not long after God's covenant to never again destroy the earth by a flood, people chose to follow their own sinful plans rather than obey God's good commands. Despite God's mercy, people failed to trust Him and walk according to His ways.

In what ways is the Tower of Babel story marked by disobedience? How do we see God's kindness in scattering His people and scrambling their language?

After blessing Noah and his sons, God decreed that they were to "be fruitful and multiply; spread out over the earth and multiply on it" (Genesis 9:7). This command seems like it would be easy to obey, but sin's deception fueled an already present danger: mankind's pride-fueled ambition.

God commanded His people to spread out over the earth and fill it with His glory. However, they decided to stay put and build a name for themselves. They were supposed to make much of God, but they decided to make a name for themselves instead. In His love, God drew near to them and saved them from their plans for self-glorification.

God's decision to scatter His people and scramble their languages was part of a plan that emphasized His own glory above the people's self-glorification efforts. Jesus, the Son of God, became man so that He would one day gather His people unto Himself—those of every tribe, tongue, and nation—not to worship or build a name for themselves, but to worship the only worthy One, King Jesus. His grace unites us, saves us, and brings us back into relationship with Him.

Consider the ways God has redirected the plans you have made for yourself. Are you, in hindsight, able to see His redirection as a means of grace upon your life? Reflect on His goodness in intervening. Pray for the children who will learn from you today, that they would place their trust in the God whose plans are for our good and for His ultimate glory.



#### PREPARE

##### THE WEEK PRIOR

Prepare your heart to teach; plan the session



#### WELCOME

##### 10–15 MINUTES

Greet kids and open the session



#### LEARN

##### 25–30 MINUTES

Teach kids the story of the gospel



#### LOVE

##### 15–20 MINUTES

Lead kids to love the God of the gospel



#### LIVE

##### 15–20 MINUTES

Lead kids to live out the mission of the gospel



## PREPARE

PRIOR TO TEACHING THE SESSION

## GATHER Supplies

Keep a regular supply of the following items available at all times: Bibles, pens or pencils, markers, crayons, colored pencils, scissors, glue or tape, paper.



### WELCOME

#### Activity Page

- ☐ "All Mixed Up" activity page

#### Session Starter (Option 1)

- ☐ "Languages of the World" printable, 1 per group

#### Session Starter (Option 2)

- ☐ circle-shaped papers, 10 per group
- ☐ heart-shaped papers, 10 per group
- ☐ hand-shaped papers, 10 per group
- ☐ painter's tape



### LOVE

#### Review & Bible Skills

- ☐ Small Group Timeline and Map Set
- ☐ world map



### LIVE

#### Activity Choice (Option 1)

- ☐ "Languages of the World" printable, 1 per team
- ☐ world maps, 1 per team

#### Journal and Prayer

- ☐ Journal Page
- ☐ "God Is the Greatest" activity page



### LEARN

#### Introduce the Session

- ☐ countdown video
- ☐ Story Point Poster

#### Big Picture Question

- ☐ Big Picture Question Poster

#### Review the Timeline

- ☐ Giant Timeline

#### Tell the Bible Story

- ☐ "The Tower of Babel" video
- ☐ Bible Story Picture Poster
- ☐ world map or globe (optional)

#### Questions from Kids

- ☐ "Unit 1, Session 5" Questions from Kids video

#### Missions Moment

- ☐ "The Reeses Say Thank You" missions video

#### Key Passage Activity

- ☐ Key Passage Poster
- ☐ "Countless (Psalm 104:24)" song
- ☐ worship song of your choice (optional)



## WELCOME Kids

Greet each kid as he or she arrives. Use this time to collect the offering, fill out attendance sheets, build relationships, and help new kids connect to your group.

**SAY** “Have you ever had an experience where someone tried to take credit for something you did? How did it make you feel?”

### 1 ACTIVITY PAGE (5 minutes)

Invite kids to complete “All Mixed Up” activity page.

**SAY** “Today, we’ll hear a story about how God confused people’s language because they wanted to make their name great. As we hear our story, we can remember that only God deserves praise.”

### 2 SESSION STARTER (10 minutes)

#### ☐ OPTION 1: MANY LANGUAGES



Before the session, print a copy of the “Languages of the World” printable for each group of two to four kids. Cut each printable into cards. Distribute a set of 20 cards to each group. (Tip: Save the cards for the Option 1 Live Activity.)

Direct groups to shuffle the cards and spread them out in rows with the pictures face down. Challenge kids to take turns flipping over two cards, one at a time, to find a matching set. If a kid finds a matching set, encourage him to collect the set, place it to the side, and go again. If no match is found, the cards are placed back in their original spots and the next kid gets a turn. Once all matches have been found, direct kids to count their matches. The kid with the most matches in each group wins.

**SAY** “Through our story today, we will learn how people began to speak different languages and spread out all around the world. One day, God will gather people from all over the world who have trusted in Jesus to worship Him forever. **GOD IS GREAT AND DESERVES ALL WORSHIP.**”

#### ☐ OPTION 2: HIGHEST PRAISE

Before the session, cut out 10 circle-shaped papers, 10 heart-shaped papers, and 10 hand-shaped papers. Create a set for each group of three or four kids. Provide each group with painter’s tape and a set of circles, hearts, and hands. Tell kids that the circle shapes represent our minds.

Direct kids to write reasons to praise God and worship Him on the circles, hearts, and hands. For example, kids may write God saves me from sin or God provides for me or God is holy and good. Then, once all groups have written on the hands and hearts, challenge groups to tape the circles, hearts, and hands on the wall, creating a tower. The first group to make the tower wins.

**SAY** “**GOD IS GREAT AND DESERVES ALL WORSHIP.** When we worship God, we do so with every part of our lives: our mind, heart, and hands. We love God with all our hearts and recognize that He is the greatest. And we live so that all we do shows how great He is. We serve others, sing praise, and give thanks all because of who God is and how only He deserves our highest praise.”





## INTRODUCE the Bible Story

### 1 INTRODUCE THE SESSION (3 minutes)

Show the countdown video as you transition to introduce the Bible story. Set it to end as the session begins.

**SAY** “ Welcome, kids! My name is [your name], and I am so glad you are here! Today, we will be reading from the book of Genesis. Genesis is the first book of the Bible. If you have your Bible with you, will you hold it up? **[Distribute Bibles to kids who need one.]**

As we hear our Bible story, we will learn about how God acted for the people’s good at the tower of Babel. We will see that only **GOD IS GREAT AND DESERVES ALL WORSHIP**. **[Display the Story Point Poster.]** Let’s pray and ask God to prepare our hearts to hear what He wants to teach us through His Word today. ‘Lord, thank You for Your Word. Thank You for teaching us and for drawing us to Yourself. Help us remember that You alone deserve worship. In Jesus’ name, amen.’ ”

### 2 BIG PICTURE QUESTION (1 minute)

Display the Big Picture Question Poster.

**SAY** “ Does anyone remember our big picture question? **[Allow responses.]** Our big picture question is, **Who is God?** Do you remember the answer? **[Allow responses.]** **God is our Creator and the King of everything.** Because **God is the Creator and King of everything**, He deserves all worship.

As we hear from our Bible story, we will see that people were created to worship. However, rather than worship God, their Creator, people chose to worship themselves. Everything else but God is not worthy of worship. People, objects, money, popularity, and so on will disappoint us and never make us truly happy. And they cannot save us from our sin. Only **GOD IS GREAT AND DESERVES ALL WORSHIP because God is the Creator and King of everything.** ”

### 3 REVIEW THE TIMELINE (1 minute)

Show the Giant Timeline. Point to individual Bible stories as you review.

**SAY** “ Adam and Eve rejected God’s plan for His creation and sin entered the world. We learned about the consequences of sin through the story of Adam and Eve’s sons, Cain and Abel. Cain sinned and killed his brother Abel. Because of Cain’s sin, he was separated from God. Last week, we heard the story of the great flood where God was right to judge sin. Wickedness and violence was so great on the earth and God punished people for their sin. But God chose to save Noah and his family and promised that He would never again destroy the earth by a flood. Today, we will see how people continued to ignore God’s plan and wanted to be as important as God. ”





LEARN

## THE STORY OF THE GOSPEL

### LEARN the Bible Story

#### 1 TELL THE BIBLE STORY: VIDEO OR STORYTELLER (10 minutes)

Open your Bible to Genesis 11:1-9. Use the Bible storytelling tips to help you tell the story, or show the Bible story video “The Tower of Babel.” Use the bold text to retell or review the story.

#### THE TOWER OF BABEL

“ After the great flood, God told Noah and his sons to grow their families and fill the earth. Noah’s sons and their wives had children, and all their families grew. Over time, the people traveled through a valley and decided to live there.

At this time, everyone in the world spoke the same language. The people said, “We don’t want to be scattered all over the earth. Let’s build a city with a tower so big that it touches the sky. The tower will make us famous! Then we can stay here together instead of spreading out over the earth.”

The people were not doing what God had told them to do. They wanted to be as important as God. They wanted to say, “Look how great we are,” instead of “Look how great God is.” They wanted glory for themselves instead of God. But God is greater than anyone. God created people to worship Him and give glory to Him alone.

The people made bricks out of clay and baked them in the fire to make stones. Then they used the stones to start building the tower.

God came down to look at the tower. God said, “If they are doing this as one people all having the same language, they will keep thinking up more bad things to do. We need to stop them.”

So God mixed up the people’s words. Instead of everyone speaking the same language, everyone spoke different languages. When people tried to make plans, they could not understand what other people were saying. If one workman said, “Hand me another brick,” nobody else knew what he wanted.

The people had to stop building the city. God made it so the people did just what He had told them to do after the flood: They were scattered all over the world. The city with the unfinished tower was called Babel.

Christ Connection: People ignored God’s plan and tried to make a name for themselves, so God confused their language and scattered the people all over the earth. One day, Jesus will gather together all of God’s people—people from every tribe and people who speak all kinds of languages—and they will worship Him.

(Revelation 7:9-10) ”

#### STORYTELLING TIPS

**Display a map:** Display a world map or a globe. Allow kids to spend some time looking at the map before or after you share today’s story.

**Speak a different language:** Learn a few words or phrases of a different language and share them with the kids. Or invite kids to share words or phrases they know in a different language.



## 2 REVIEW THE BIBLE STORY

**SAY** “ Even after God punished sin by sending the great flood, people continued to sin. They ignored God’s command to spread out over the earth. Why did the people build the giant tower? Look at Genesis 11:4. [Choose a volunteer to read Genesis 11:4 aloud.] The people decided to build a giant tower to make a name for themselves. They wanted to be great and be praised. Building the tower and living in one large city showed how the people disobeyed God and chose to live in a way that revealed they didn’t love God. It showed their pride. Only **GOD IS GREAT AND DESERVES ALL WORSHIP.**

God came down to the people and saw their sin. He knew their sin would destroy them, and because of His love for people, God acted for their good. What did the Lord do to the people? Look at Genesis 11:7. [Choose a volunteer to read Genesis 11:7 aloud.] God confused the people’s languages. They could no longer work together to build the tower because they could not understand one another.

People ignored God’s plan and tried to make a name for themselves, so God confused their language and scattered the people all over the earth. People now live over the whole earth, but all people still sin. Who did God send to save people from their sin? [Allow responses.] God sent His Son, Jesus, to die on the cross so we can be saved from sin and worship God with all our hearts. One day Jesus will gather together all of God’s people—people from every tribe and people who speak all kinds of languages—and they will worship Him. (Revelation 7:9-10) ”

## 3 GOSPEL DISCUSSION

**SAY** “ Are you ever tempted to love something or someone more than God? Because we all sin, we all choose to worship things other than God. We need new hearts that want to love God and worship Him alone. Only Jesus can give us new hearts. When we trust in Him to save us from our sin, we are given hearts that believe **GOD IS GREAT AND DESERVES ALL WORSHIP.** ”

(Tip: Use Scripture and the Gospel Plan Poster to explain how to become a Christian. Make sure kids know when and where they can ask questions.)

## 4 QUESTIONS FROM KIDS (3 minutes)

Show the “Unit 1, Session 5” Questions from Kids video. Prompt kids to discuss:

1. Is reading the Bible and praying enough to be saved? How do we get into heaven?
2. We are saved by faith in Jesus. How does obeying God show we are saved?

## 5 MISSIONS MOMENT (3 minutes)

Play the missions video.

**SAY** “ The missionaries in Brazil are encouraged when people serve on short-term missions trips to help them share the gospel. The people of Brazil are also encouraged to know that others around the world care about them and desire to serve them. Missions offerings and prayer make it possible



LEARN

## THE STORY OF THE GOSPEL

| for full-time missionaries, like the Reeses, to live in other countries to tell the people about Jesus. ”  
Pray for the Reeses, and other missionaries in Brazil. Pray for more people to pray, give, and go on missions trips to tell the good news about Jesus all over the world.

### 6 KEY PASSAGE ACTIVITY (5 minutes)

Show the Key Passage Poster. Lead kids in reading aloud Psalm 104:24 together.

| **SAY** “ The Lord has done many amazing works for us. He created us. He cares for us. And He has made the way for people to be saved through faith in Jesus. Only **GOD IS GREAT AND DESERVES ALL WORSHIP.** ”

Form kids into groups of three or four and challenge them to create a worship song using the words from the key passage. Invite kids to write down their songs and then perform them for the entire group. If kids prefer, they could also create a picture or write a short story describing the words of the key passage.

Lead kids to sing “Countless (Psalm 104:24).” You may also choose to sing a worship song of your choice.

### 7 PRAY (2 minutes)

Invite kids to pray before transitioning to Love.

| **SAY** “ Thank You, Lord, for Your good plans for us. Help us trust and obey You. You are great, and You alone are worthy of worship. We love You, Lord. In Jesus’ name, amen. ”

Transition from **LEARN** to **LOVE**





LOVE

THE GOD OF THE GOSPEL

## LOVE God by Applying the Story

### 1 REVIEW & BIBLE SKILLS (5 minutes)

Distribute Bibles and display the Old Testament Mediterranean Map. Guide kids to open their Bibles to Genesis 11. Explain that author of the book of Genesis does not identify himself, but that Moses is believed to be its author. Tell kids that we will learn more about Moses later and how God chose him to write down His laws.

Consider comparing the Old Testament Mediterranean Map to a modern-day map to help kids understand where this story took place. (Tip: Locate the areas in and around the modern-day Iraq [E11].) Choose a volunteer to read aloud Genesis 11:4-6 or ask the kids to follow along as you read the verses aloud.

**SAY** “ God’s plans are always good, and He always does what is right. Because of sin, people reject God’s plan and choose to follow their own way. The people built the tower to make their name great, but the people’s plan failed. Only **GOD IS GREAT AND DESERVES ALL WORSHIP**. Any time people try to go against God’s power or steal worship that belongs to Him, they will fail.

We can trust God’s plans because they are always for our good. God’s plan included sending His Son, Jesus, to die for our sin. When we trust in Jesus, we are forgiven of our sin and made new. We are given new hearts that desire to worship only God. ”

### 2 GROUP DISCUSSION (10 minutes)

Ask the following questions. Lead the group to discuss.

**SAY** “ What do you think it means to worship God? ”

Tell kids that worshipping God means that we acknowledge and praise His great worth. Explain that God is greater and worth more than anything. Discuss how we can worship God with every part of our lives, including loving Him with all our heart, mind, soul, and strength. (Option: Choose a volunteer to read 1 Sam. 12:24.)

**SAY** “ Why was it good that God confused the people’s language? ”

Discuss how sin is disobeying God and His commands. Remind kids that sin leads to death. Tell kids that when God stopped the people’s plans to build the tower, He did so for their good. Explain that following God’s ways leads to life. (Option: Choose a volunteer to read Deut. 12:28.)

**SAY** “ How can we trust that God has good plans for our lives? ”

Lead kids to understand that God has shown He has good planned for us through His Son, Jesus. Explain that God’s greatest plan for our lives is to know Him and worship Him. Share that through faith in Jesus, we have forgiveness of sin, eternal life, and can live in ways that honor God. (Option: Choose a volunteer to read Eph. 1:3-10.)

Transition from **LOVE** to **LIVE**







## THE STORY OF THE GOSPEL

### LIVE the Mission

#### 1 ACTIVITY CHOICE (10 minutes)

##### ☐ OPTION 1: EVERY NATION

Form kids into two or more teams and provide each kid with cards of the “Languages of the World” printable. Tape a world map to a wall for each team.

Challenge each team to send a kid to their map to find the country listed on their card. Place a leader at each map to ensure kids have found the right country. When kids locate the correct country, they will run back to their team and the next kid will go to the map. Continue sending kids to find the correct countries that match their cards until one team is the first to find all the countries. Consider offering help or hints as needed.

**SAY** “ Today, we learned that God scattered people over the earth and created many languages. One day, He will gather people from every nation who have trusted in Jesus, and they will worship Him forever. **GOD IS GREAT AND DESERVES ALL WORSHIP.** ”

##### ☐ OPTION 2: THE GREATEST



Form kids into groups of three or four and provide each group with a Bible. Assign each group one or two of the following Bible verses: Psalm 47:7; Jeremiah 32:17; Psalm 108:4; Jeremiah 10:6; Deuteronomy 32:4; Psalm 36:5.

Lead groups to look up their Bible verse and discuss with each other how it shows that God is the greatest. For example, they may share how God is King over the earth, that He alone made the world and has great power, or that He is faithful and loving. After a few minutes, invite each group to share what they learned about God’s greatness with the whole group.

**SAY** “ There is no one like God. **GOD IS GREAT AND DESERVES ALL WORSHIP.** He created us to know and worship Him. Rather than go our own way, like the people in our story, we can follow God’s ways and make His name great. We worship God when we love and obey Him. ”

#### 2 JOURNAL AND PRAYER (5 minutes)

Distribute journal pages and pencils. Guide kids to think about and answer the questions listed on the page. As kids journal, invite them to share their ideas.

- What does this story teach me about God or the gospel?
- What does the story teach me about myself?
- Are there any commands in this story to obey? How are they for God’s glory and my good?
- Are there promises in this story to remember? How do they help me trust and love God?
- How does this story help me to live on mission better?

Review the gospel and encourage kids to speak with you or another teacher if they have questions. Then pray, praising God for His greatness and asking Him to help us follow Him through faith in Jesus. As time allows, lead kids to complete “God Is the Greatest” on the activity page.

# ABRAM FOLLOWED GOD

GENESIS 11-13



**KEY PASSAGE:** Psalm 100:5

**BIG PICTURE QUESTION:** Does God keep His promises? Yes, God always keeps His promises because He is faithful.

**CHRIST CONNECTION:** Abram believed God's words and obeyed God's call to leave his land and his family. God promised to bless Abram and the whole world through one of Abram's descendants. God kept this promise when He sent Jesus, who left heaven and came into the world to rescue sinners.

**STORY POINT:** Abram obeyed God's call.



## PRIOR TO TEACHING THE SESSION

### LEADER Bible Study

In today's passage, we read how Abram began his journey of following God. He showed marvelous faith by believing the promises God made to him, and he walked in obedience to the command of God. God proved Himself faithful and used Abram to display the glories of His promises, which would one day be fulfilled through the sacrifice and resurrection of the only truly righteous One, Jesus Christ.

How did God use Abram's story to demonstrate His faithfulness? How is Abram's call to follow God similar to our own stories today?

We learn from Joshua 24:2 that Abram was not raised by a family that worshiped God, but by idol worshipers. He did not know the Word of God until the day he heard it spoken to him as an old man: "Go from your land... to the land that I will show you. I will make you into a great nation" (Genesis 12:1-2). In the very next verse, Abram promptly obeyed and began his journey, just as the Lord had told him. God called him to leave the comforts of his familiar life in pursuit of God and His glory. Abram did not follow God perfectly, and still he was called a friend of God (James 2:23).

God drew near to Abram, calling him out of darkness and into His light. Today, the same God calls us to believe this same promise of rescue that was brought to completion through His Son, Jesus, who left the comforts of heaven and came into the world to save sinners. Jesus is the better Abram who trusted and obeyed the Father, "becoming obedient to the point of death—even to death on a cross" (Philippians 2:8). The steps Abram took were out of faith—faith that God would keep him safe, provide for him, and keep His promises. Abram believed God was worthy of forsaking all else. May the boys and girls who hear this today's truths take steps toward trusting the same God who is worthy of our love, trust, and faithful devotion.



#### PREPARE

##### THE WEEK PRIOR

Prepare your heart to teach; plan the session



#### WELCOME

##### 10–15 MINUTES

Greet kids and open the session



#### LEARN

##### 25–30 MINUTES

Teach kids the story of the gospel



#### LOVE

##### 15–20 MINUTES

Lead kids to love the God of the gospel



#### LIVE

##### 15–20 MINUTES

Lead kids to live out the mission of the gospel



## PREPARE

PRIOR TO TEACHING THE SESSION

## GATHER Supplies

Keep a regular supply of the following items available at all times: Bibles, pens or pencils, markers, crayons, colored pencils, scissors, glue or tape, paper.



### WELCOME

#### Activity Page

- ☐ "Which Way?" activity page

#### Session Starter (Option 2)

- ☐ blue construction papers, 1 per kid
- ☐ tissue papers of various colors



### LOVE

#### Review & Bible Skills

- ☐ Small Group Timeline and Map Set
- ☐ world map



### LIVE

#### Activity Choice (Option 2)

- ☐ "Abram's Journey" printable, 1 per pair

#### Journal and Prayer

- ☐ Journal Page
- ☐ "Review the Bible Story" activity page



### LEARN

#### Introduce the Session

- ☐ countdown video
- ☐ Story Point Poster

#### Big Picture Question

- ☐ Big Picture Question Poster

#### Review the Timeline

- ☐ Giant Timeline

#### Tell the Bible Story

- ☐ "Abram Followed God" video
- ☐ Bible Story Picture Poster
- ☐ Old Testament Kingdoms Map (optional)

#### Questions from Kids

- ☐ "Unit 2, Session 1" Questions from Kids video

#### Missions Moment

- ☐ "Send Indiana" missions video

#### Key Passage Activity

- ☐ Key Passage Poster
- ☐ "The Lord Is Good (Psalm 100:5)" song
- ☐ worship song of your choice (optional)
- ☐ sticky notes
- ☐ copies of the Key Passage Poster, 1 per group





## WELCOME Kids

Greet each kid as he or she arrives. Use this time to collect the offering, fill out attendance sheets, build relationships, and help new kids connect to your group.

**SAY** “Have you ever had to follow directions to complete a project or go to a certain place? Did you trust that the directions would help you get there? Why?”

### 1 ACTIVITY PAGE (5 minutes)

Invite kids to complete “Which Way?” activity page.

**SAY** “Today, we will learn about a man named Abram who listened to God and obeyed His call to go to a new land even though he did not understand all that God had planned.”

### 2 SESSION STARTER (10 minutes)

#### ☐ OPTION 1: DO YOU FOLLOW?



Invite kids to stand up and listen to the instructions you give them. Explain that you will describe three movements that kids must complete in a row. Tell kids that they must follow your instructions in the correct order you give them. If kids miss a step or do an incorrect action, they must sit out a round. Consider the following examples or create your own:

- hop three times, clap three times, stomp
- stomp twice, spin around, clap two times
- jump two times, stomp three times, clap twice
- pat knees twice, jump once, clap three times

**SAY** “Sometimes following the instructions was challenging. Today, we’ll hear a story about a man named Abram who obeyed God’s instructions. **ABRAM OBEYED GOD’S CALL** even though he faced challenges and unknowns. Let’s learn why we can always trust God and obey Him.”

#### ☐ OPTION 2: LAND MOSAIC

Invite kids to create a land mosaic of the “land of Canaan” using construction paper and tissue paper. At each table, provide blue construction paper for each kid, glue, and various colors of tissue paper including different shades of green, yellow, brown, red, orange, etc.

Lead kids to tear off pieces of tissue paper to create hills, rivers, trees, a sun, and other features that show how the land of Canaan was like a well-watered garden. Direct kids to glue their pieces of tissue paper on their construction paper into the shapes of the land’s features. Encourage kids to be creative and consider creating your own land mosaic example for kids to follow.

**SAY** “In our Bible story, we’ll learn that God called Abram to a new land. God promised that He would give Abram the land and make his family into a great nation. Let’s get ready to hear how God is always faithful to keep His promises.”





## INTRODUCE the Bible Story

### 1 INTRODUCE THE SESSION (3 minutes)

Show the countdown video as you transition to introduce the Bible story. Set it to end as the session begins.

**SAY** “Welcome! My name is [your name], and today we get to study a story from God’s Word together. If you have your Bible with you, will you take it out and hold it up high? [Distribute Bibles to kids who need one.]

Today, through the story of a man named Abram, we will learn how God can be trusted and is faithful to His promises. We’ll learn that **ABRAM OBEYED GOD’S CALL** to leave his home and go to a new land. [Display the Story Point Poster.] God spoke to Abram, and God also speaks to us. How does God speak to us today? [Allow responses.] God speaks to us through His Word—the Bible. Reading God’s Word helps us know who God is and how we can live for Him. Let’s pray and ask God to prepare our hearts as we hear from His Word: ‘Lord, thank You for speaking to us through Your Word. Help us know You and be obedient to what You say. In Jesus’ name, amen.’ ”

### 2 BIG PICTURE QUESTION (1 minute)

Display the Big Picture Question Poster.

**SAY** “As we learn more about how God was faithful to Abram, we’ll also learn a new big picture question: **Does God keep His promises?** The answer to this question is, **Yes, God always keeps His promises because He is faithful.** Let’s say the answer together: **Yes, God always keeps His promises because He is faithful.**

What do you think *faithful* means? [Allow responses.] To be faithful means to be trustworthy or dependable. God is faithful because He is trustworthy and always does what He says He will do. God never lies and never changes. We can depend on Him to keep His promises and never fail us. We can trust God because He is faithful. As we learn about Abram, we’ll also learn how God proved to be faithful to help Abram and keep the promises He made to Abram. ”

### 3 REVIEW THE TIMELINE (1 minute)

Show the Giant Timeline. Point to individual Bible stories as you review.

**SAY** “God created a good world for His glory. He made everything to show how great and wonderful He is. He made people to reflect what He is like. But when Adam and Eve disobeyed God’s command, sin entered the world. People were separated from God because of their sin. Years passed and people continued to disobey God. So God judged sin by sending a flood to destroy the earth. Only Noah and his family were saved. Last week, we learned that people continued to sin and ignored God’s commands. They tried to make a name for themselves by building a great tower. Yet, God’s plan was best, and He confused their language so they would be scattered over the earth. Today, we will continue to learn how God’s plan to rescue sinners would continue through the promise He made to a man named Abram. ”



## LEARN the Bible Story

### 1 TELL THE BIBLE STORY: VIDEO OR STORYTELLER (10 minutes)

Open your Bible to Genesis 11:27–13:18. Use the Bible storytelling tips to help you tell the story, or show the Bible story video “Abram Followed God.” Use the bold text to retell or review the story.

#### ABRAM FOLLOWED GOD

“**Abram was a descendant of Noah. He started a journey with his wife, Sarai; his father, Terah; and his nephew Lot to the land of Canaan.** But on the way there, they decided to settle in the city of Haran instead.

**God spoke to Abram. He said, “Go from your land and your family to a place I will show you. I will bless you and make you into a great nation, and the whole world will be blessed through you.” Abram went, just as God told him. Sarai and Lot went with him. God led Abram to the land of Canaan. God said, “This is the land I will give to your children.”** So Abram built an altar to the Lord there.

**A famine came to the land and the people did not have enough food to eat, so Abram, Sarai, and Lot went to Egypt. After some time, they traveled back to Canaan and went to the place where Abram had built the altar—between Bethel and Ai. At this time, Abram was very rich. He had many livestock, silver, and gold. Lot was also rich with many flocks, herds, and tents. Now they had a problem. The land could not support all of their animals and the people with them.** The herdsmen taking care of Abram’s livestock argued with the herdsmen taking care of Lot’s livestock.

**So Abram and Lot decided to separate. Abram said to Lot, “Look at this whole land before you.”** He let Lot choose which land to live in. **“If you go left, I will go right,” said Abram. “If you go right, I will go left.”**

**Lot looked out and saw that the entire plain of the Jordan was well watered like a beautiful garden, so he chose to live there. Lot journeyed to the east and lived in the cities on the plain near Sodom, and Abram lived in the land of Canaan.**

**After Lot left Abram, God again spoke to Abram. God said, “Look north, south, east, and west. I will give all that you see to your children forever. I will give you more descendants than you can count.** Get up and walk through the land I have given you.” So Abram moved his tent to a place called Hebron, and he again built an altar to the Lord.

Christ Connection: Abram believed God’s words and obeyed God’s call to leave his land and his family. God promised to bless Abram and the whole world through one of Abram’s descendants. God kept this promise when He sent Jesus, who left heaven and came into the world to rescue sinners.”

#### STORYTELLING TIPS

**Walk about:** Walk to different spots around the room as you tell how Abram traveled to different locations. Remind kids that Abram traveled to different places because he trusted God to lead him to the land of promise.

**Map it:** Use the Old Testament Kingdoms Map to show the different locations Abram traveled to such as Egypt (L1), Bethel (G4), and Canaan (F4).



## 2 REVIEW THE BIBLE STORY

**SAY** “ After the flood, Noah’s descendants were scattered about the earth. Abram came from the family line of Shem, who was one of Noah’s sons. God spoke to Abram and told Abram to leave his homeland and go to a new land that He would show him. What did God promise Abram? Look at Genesis 12:2-3. **[Choose a volunteer to read Genesis 12:2-3 aloud.]** God promised that He would make Abram into a great nation, bless him, make his name great, and make him a blessing to the whole world.

What was Abram’s response to God’s call? Look at Genesis 12:4. **[Choose a volunteer to read Genesis 12:4 aloud.]** **ABRAM OBEYED GOD’S CALL.** Abram left his home, just as the Lord told him, and followed where God led him. Abram didn’t know where he was going, but he trusted God by faith. (Heb. 11:8) God can always be trusted because He is faithful to keep His promises. He never lies, and He always does what is right. We are called to obey God by faith, knowing God is worthy of our obedience and trust.

What promise did God make to Abram after he and Lot separated? Look at Genesis 13:14-16. **[Choose a volunteer to read Genesis 13:14-16 aloud.]** God led Abram to the land He would give him. God promised that this land would be Abram’s new home and would belong to his family forever. God would make Abram into a great nation—a nation made of many people. The Bible tells us that those who have faith are Abram’s sons. The good news about Jesus was given ahead of time to Abram when God told Abram that all the nations will be blessed through him. (Gal. 3:7-8) We are blessed and become part of the family of faith, like Abram, when we believe God and trust in His Son, Jesus.

Abram believed God’s Word and obeyed God’s call to leave his land and his family. God promised to bless Abram and the whole world through one of Abram’s descendants. God kept this promise when He sent Jesus, who left heaven and came into the world to rescue sinners. We are blessed, like Abram, when we trust in Jesus. We are forgiven of our sins and have life with Jesus forever. ”

## 3 GOSPEL DISCUSSION

**SAY** “ God kept His promise to bless the world through one of Abram’s descendants by sending Jesus. Because Jesus lived a perfect life, died on the cross, and rose again, we can have forgiveness and eternal life. Just like God called Abram to trust and obey Him, He calls us to trust and obey His Son, Jesus. ”

(Tip: Use Scripture and the Gospel Plan Poster to explain how to become a Christian. Make sure kids know when and where they can ask questions.)

## 4 QUESTIONS FROM KIDS (3 minutes)

Show the “Unit 2, Session 1” Questions from Kids video. Prompt kids to discuss:

1. Do we have to love God more than we love our parents? Why?
2. How does obeying God show that we love Him and others?



LEARN

## THE STORY OF THE GOSPEL

### 5 MISSIONS MOMENT (3 minutes)

**SAY** “Indiana is in the Midwest part of the United States. Indiana is known for its motor speedway, professional football and basketball teams, and popular universities. It also has many large farms and smaller family-owned farms. Indiana is one of the states known as ‘America’s Breadbasket’ because Midwestern farmers grow much of the wheat needed to make bread in the United States.”

Play the missions video. Tell kids that Send Network hopes to start more churches in Indiana so more people can hear the good news about Jesus. Explain that Send Network needs churches to partner with them by praying for the missionary families starting the new churches, by providing resources to help support the new churches, and by providing people to go on short-term missions trips to share the gospel. Pray that God continues to help people obey His call to share Jesus with others.

### 6 KEY PASSAGE ACTIVITY (5 minutes)

Show the Key Passage Poster. Lead kids in reading aloud Psalm 100:5 together.

**SAY** “God is faithful and good! His promises never fail. God was faithful to keep the promise He made to Abram, and He is faithful to us through the promises He has made through Jesus.”

Print copies of the Key Passage Poster for each group of three to four kids. Provide each group with sticky notes and lead them to cover five to ten words of the key passage. Encourage them to practice saying the key passage aloud to one another. Then direct kids to cover every other word of the key passage and practice saying the passage aloud again.

Lead kids to sing “The Lord Is Good (Psalm 100:5).” You may also choose to sing a worship song of your choice.

### 7 PRAY (2 minutes)

Invite kids to pray before transitioning to Love.

**SAY** “Thank You, Lord, for always keeping Your promises and for Your faithfulness to us as we follow You. Help us trust and obey Your Word. In Jesus name, amen.”

Transition from **LEARN** to **LOVE**







LOVE

THE GOD OF THE GOSPEL

## LOVE God by Applying the Story

### 1 REVIEW & BIBLE SKILLS (5 minutes)

Distribute Bibles and display the Old Testament Kingdoms Map. Guide kids to open their Bibles to Genesis 12. Explain that the Bible has 66 books that tell one big story of God's plan to save sinners through His Son, Jesus. Invite kids to share the names of books of the Bible they know. Remind kids that Jesus came from Abram's family.

Consider comparing the Old Testament Kingdoms Map to a modern-day map to help kids understand where this story took place. (Tip: Locate the areas in and around the modern-day Hebron in Palestine [I4].) Choose a volunteer to read aloud Genesis 12:2-3 or ask the kids to follow along as you read the verses aloud.

**SAY** “**ABRAM OBEYED GOD’S CALL** and believed God’s promises. God promised that Abram would become a blessing to all the people on earth. Jesus, the Savior of the world, came from Abram’s family. Through His life, death, and resurrection, sinners can receive blessings. Because of Jesus, we can have forgiveness of our sins and eternal life with God. Those who trust in Jesus become part of God’s family. God blesses His children so that they can be a blessing to others. The most important way we can bless others is by sharing the good news of Jesus with them.”

### 2 GROUP DISCUSSION (10 minutes)

Ask the following questions. Lead the group to discuss.

**SAY** “Why is it important for us to trust God and obey what He says?”

Tell kids that God's plans are always for our good. Explain that God is worthy of our trust and obedience. Discuss how trusting God's Word and obeying it brings joy, peace, and life because God always leads us to what is best. (Option: Choose a volunteer to read Jer. 17:7-8.)

**SAY** “Do we always have to understand what God is doing to trust and obey Him? Why?”

Help kids understand that Abram didn't understand all God was doing or even know the land he was going to, but he chose to trust God because God is trustworthy. Tell kids that even when we don't know the future or know how God is working in a specific circumstance, we can still trust Him because He is faithful and always does what is right. (Option: Choose a volunteer to read Isa. 26:3-4.)

**SAY** “**ABRAM OBEYED GOD’S CALL.** What are ways we can obey God?”

Answers will vary. Explain that God desires that we obey His call to trust in Jesus. Remind kids that God speaks to us through His Word and through the Holy Spirit. Tell kids that when we read our Bibles, we learn how God has called us to live. Remind kids that those who trust in Jesus are called to continue to share the gospel with others so they can have forgiveness of sins and eternal life. (Option: Choose a volunteer to read Jer. 7:23.)

Transition from **LOVE** to **LIVE**





## THE STORY OF THE GOSPEL

### LIVE the Mission

#### 1 ACTIVITY CHOICE (10 minutes)

##### ☐ OPTION 1: RIGHT OR LEFT?



Invite kids to review the Bible story by deciding if the statement you say is true or false. Tell kids that if they think the statement is true, they will walk to the right side of the room. Or if they think it is false, they walk to the left side of the room. Consider the following examples or create your own:

- Abram was from Haran. (false; Ur)
- Lot was Abram's nephew. (true)
- Abram obeyed God's call. (true)
- God promised to give Abram the land of Egypt. (false; Canaan)
- God chose to bless the whole world through Abram's family. (true)
- Lot and Abram did not separate. (false)

**SAY** “ God’s plan to save people from sin continued through Abram’s family. God promised that He would send a Savior to rescue us, and He did. Jesus is the promised Savior who rescues us from sin and death. ”

##### ☐ OPTION 2: MAP IT

Form kids into pairs. Provide each pair with an “Abram’s Journey” printable and markers. Lead kids to follow the directions on the printable to trace the journey of Abram from Ur to Canaan and to draw symbols such as a tent, tree, or altar at the corresponding locations.

**SAY** “ **ABRAM OBEYED GOD’S CALL** and went to the land of Canaan. It wasn’t an easy journey. Abram faced a famine and even had conflict with Lot’s servants. But God was faithful to Abram and helped him get to the new land. Like Abram, we can trust God no matter what circumstances we face or where He leads us. Through Jesus, God promises good to us. **God always keeps His promises because He is faithful.** ”

#### 2 JOURNAL AND PRAYER (5 minutes)

Distribute journal pages and pencils. Guide kids to think about and answer the questions listed on the page. As kids journal, invite them to share their ideas.

- What does this story teach me about God or the gospel?
- What does the story teach me about myself?
- Are there any commands in this story to obey? How are they for God’s glory and my good?
- Are there promises in this story to remember? How do they help me trust and love God?
- How does this story help me to live on mission better?

Review the gospel and encourage kids to speak with you or another teacher if they have questions. Then pray, praising God for His faithfulness. As time allows, lead kids to complete “Review the Bible story” on the activity page.

# GOD'S COVENANT WITH ABRAHAM

GENESIS 12; 15; 17



**KEY PASSAGE:** Psalm 100:5

**BIG PICTURE QUESTION:** Does God keep His promises? Yes, God always keeps His promises because He is faithful.

**CHRIST CONNECTION:** God kept His promises to Abraham. Abraham became the father of the nation of Israel. Jesus came into the world as a descendant of Abraham to fulfill God's promise. All who place their faith in Jesus are part of God's family forever.

**STORY POINT:** Abraham believed God's promise.



## PRIOR TO TEACHING THE SESSION

### LEADER Bible Study

In today's reading, we see how God kept and demonstrated His faithfulness to Abraham by establishing a covenant with him. The faithfulness of God is shown through Abraham's family lineage as God's promises were ultimately fulfilled in the life, death, and resurrection of Jesus—a descendant of Abraham.

How did God establish His covenant with Abraham? What was the significance of Abram's name change?

Though the promises of Genesis 15:4 were years away from fulfillment, God made a covenant to show that He would be faithful to do what He promised Abraham no matter what. God wagered His namesake through establishing this covenant, promising on behalf of His own name and reputation that His promises would indeed come to pass. Animal blood was shed through this ceremony and was used to seal the covenant, demonstrating the gravity of what was at stake. God spoke to His servant's questions regarding his inheritance of both a nation and a land to call their own.

In chapter 17 when Abram received his new name from God, he was 99 years old—still childless, yet still believing by faith. For him to father not only a son, but an entire nation seemed implausible. Yet, God changed Abram's name from "The Father is Exalted" to Abraham, "Father of a Multitude." Though the promise of a descendant was not yet in his reach, God spoke to him and over him that His Word was true and worthy of his obedience.

The bloodshed in this covenant agreement foreshadowed the blood to be shed as God's promises would find ultimate fulfillment in Jesus. Through His Son, God would do what seemed more impossible than Abram's unlikely fatherhood—God would make the way for the unrighteous to be brought into His family forever. Like Abraham, we are counted as righteous when we place our faith in Christ and in His finished work on the cross. Reflect on the great lengths God demonstrated to prove that His covenant was trustworthy and how He brought it to completion through Jesus. Now is time to proclaim this covenant love to the kids who will learn from you today. May you speak clearly about the loving faithfulness of your Father in heaven.



#### PREPARE

##### THE WEEK PRIOR

Prepare your heart to teach; plan the session



#### WELCOME

##### 10–15 MINUTES

Greet kids and open the session



#### LEARN

##### 25–30 MINUTES

Teach kids the story of the gospel



#### LOVE

##### 15–20 MINUTES

Lead kids to love the God of the gospel



#### LIVE

##### 15–20 MINUTES

Lead kids to live out the mission of the gospel



## PREPARE

PRIOR TO TEACHING THE SESSION

## GATHER Supplies

Keep a regular supply of the following items available at all times: Bibles, pens or pencils, markers, crayons, colored pencils, scissors, glue or tape, paper.



### WELCOME

#### Activity Page

- ☐ "What Did God Promise?" activity page

#### Session Starter (Option 1)

- ☐ battery-operated tealight candles, 1 per kid
- ☐ foam brushes, 1 per kid
- ☐ dark blue and dark purple acrylic paints
- ☐ sheets of star stickers, 1 per kid
- ☐ glass jars, 1 per kid
- ☐ paper plates, 1 per table
- ☐ tablecloths



### LOVE

#### Review & Bible Skills

- ☐ Small Group Timeline and Map Set
- ☐ world map



### LIVE

#### Activity Choice (Option 2)

- ☐ "Many Promises" printables, 1 per team

#### Journal and Prayer

- ☐ Journal Page
- ☐ "Promise Kept" activity page



### LEARN

#### Introduce the Session

- ☐ countdown video
- ☐ Story Point Poster

#### Big Picture Question

- ☐ Big Picture Question Poster

#### Review the Timeline

- ☐ Giant Timeline

#### Tell the Bible Story

- ☐ "God's Covenant with Abraham" video
- ☐ Bible Story Picture Poster
- ☐ flashlight, aluminum foil, push pin (optional)

#### Questions from Kids

- ☐ "Unit 2, Session 2" Questions from Kids video

#### Missions Moment

- ☐ "McCormick Family Photo" printable

#### Key Passage Activity

- ☐ Key Passage Poster
- ☐ "The Lord Is Good (Psalm 100:5)" song
- ☐ worship song of your choice (optional)
- ☐ magnifying glasses, 1 per pair





## WELCOME Kids

Greet each kid as he or she arrives. Use this time to collect the offering, fill out attendance sheets, build relationships, and help new kids connect to your group.

**SAY** “Have you ever made a promise to someone? Do you always keep every promise you make? Why or why not?”

### 1 ACTIVITY PAGE (5 minutes)

Invite kids to complete “What Did God Promise?” activity page.

**SAY** “God always keeps His promises. Today, we will learn about the promise God made to Abram and how Abram believed God’s promise.”

### 2 SESSION STARTER (10 minutes)

#### ☐ OPTION 1: STARS IN THE SKY

Cover tables with plastic tablecloths and invite kids to sit around each table. Distribute one glass jar, a foam brush, a tealight candle, and a sheet of star stickers to each kid. At each table, place a paper plate with dark blue and dark purple acrylic paints for kids to share. Direct kids to place the star stickers all over their glass jars. Next, challenge kids to lightly dip the foam brush into the paint and gently dab the paint over the stickers, covering the glass jar. Allow the paint to dry. Once dry, encourage kids to carefully remove the star stickers from their jars, turn on their candles, and place them in their jar. Dim the lights and emphasize the stars shining through the darkness.

**SAY** “In our Bible story, we will learn about a promise God made to Abram, who was also known as Abraham. The promises of God shine bright like stars because they are always true. Let’s get ready to learn how **ABRAHAM BELIEVED GOD’S PROMISE** to make his family as numerous as the stars in the sky.”

#### ☐ OPTION 2: MY NAME IS ...



Guide kids to form a large circle. Invite kids to think of a favorite activity or hobby to share with the group. Choose one kid to begin and lead him to say, “My name is [his name], and I like to [his activity].” As he says what he likes to do, encourage him to act out a movement that reflects that activity. Then direct the kids to repeat by saying, “[his name] likes [his activity]” and encourage them to act out the motion that reflects his activity. Continue around the circle and challenge the group to repeat each name and activity. Continue until all kids have had a turn. Then challenge kids to see if they can remember everyone’s names, his or her activity, and corresponding motions.

**SAY** “God knows each of us by name. In fact, He knows everything about us! Today, we will see that God chose to give Abram a new name. Abram’s new name would be a reminder of the promise God made to him. **God always keeps His promises because He is faithful.**”





## INTRODUCE the Bible Story

### 1 INTRODUCE THE SESSION (3 minutes)

Show the countdown video as you transition to introduce the Bible story. Set it to end as the session begins.

**SAY** “Welcome, kids. I am so glad you’re here! My name is [your name]. Today, we will continue to learn about God’s promises to Abram. We’ll also see that Abram became known as Abraham. Let’s take out our Bibles and open them to the book of Genesis. [Distribute Bibles to kids who need one.]

Throughout the Bible, God made many promises. Do you know that God always keeps His promises? Each time we read a promise in God’s Word, we can trust that God will do what He said. Today, we will see how **ABRAHAM BELIEVED GOD’S PROMISE**. [Display the Story Point Poster.] As we get ready to hear our Bible story, let’s ask God to help us hear and believe His Word. [Invite kids to pray with you.] ”

### 2 BIG PICTURE QUESTION (1 minute)

Display the Big Picture Question Poster.

**SAY** “Do you remember our big picture question? [Allow responses.] Our big picture question is, **Does God keep His promises?** Does anyone remember the answer? [Allow responses.] **Yes, God always keeps His promises because He is faithful.**

Today, we will see how God made a covenant with Abraham and how **ABRAHAM BELIEVED GOD’S PROMISE**. We can believe God’s promises, like Abraham, because God always does what He says He will do. **Yes, God always keeps His promises because He is faithful.** ”

### 3 REVIEW THE TIMELINE (1 minute)

Show the Giant Timeline. Point to individual Bible stories as you review.

**SAY** “When Adam and Eve disobeyed God’s commands, sin entered the world. But even though they sinned, God made a promise. Do you remember the promise God made? [Allow responses.] God promised to send a Savior into the world to rescue people from sin and death. The Savior would crush the head of the snake. **God always keeps His promises because He is faithful.** Many years later, God chose Abraham and promised him that He would bless the whole world through his family. God’s plan to send the Savior into the world was still at work. Through Abraham’s family, Jesus would one day come into the world. Today, we will learn how God repeated His promise to Abraham and made a special covenant with Abraham to show that He would be faithful to His promise. ”



LEARN

## THE STORY OF THE GOSPEL

# LEARN the Bible Story

### 1 TELL THE BIBLE STORY: VIDEO OR STORYTELLER (10 minutes)

Open your Bible to Genesis 12:1-3; 15; 17:1-9. Use the Bible storytelling tips to help you tell the story, or show the Bible story video “God’s Covenant with Abraham.” Use the bold text to retell or review the story.

#### GOD’S COVENANT WITH ABRAHAM

“The first time God spoke to Abram, He made a promise: **“I will bless you and make you into a great nation, and the whole world will be blessed through you.”**

Abram knew that in order for his descendants to become a great nation, he would need to have at least one child. But he **and his wife Sarai (SEHR igh) had no children!** God knew Abram was worried, so he **took Abram outside one night and said, “Look at the sky and count the stars, if you can.”**

**There were too many stars to count! God said, “Your family will have as many people as there are stars in the sky.”** This was an amazing promise! Abram believed God’s promises, and God counted him as righteous because of his faith.

**Then God reminded Abram of another promise**, the one He had made years earlier: **“I will give this land to your children.”** Abram wanted to be sure. “How will I know this is true?” he asked.

**To help Abram know that He would keep His word, God made a covenant**, or special promise, to Abram. **God asked Abram to bring a cow, a goat, a ram, a turtledove, and a young pigeon. Abram cut the animals in half and laid them across from each other. The sun was setting, and Abram fell into a deep sleep.**

As Abram slept, God told him about the future: Abram’s family would be slaves to another people for many years, but God would rescue them and bring them to the land. **Suddenly, a smoking pot and flaming rod appeared and passed between the animal pieces. These items represented God, and God used them to show Abram that He alone would keep His promises no matter what.**

**Then, God changed Abram’s name. Instead of Abram, he would be Abraham, which means “father of many.”** God promised to make Abraham the father of many nations.

Christ Connection: God kept His promises to Abraham. Abraham became the father of the nation of Israel. Jesus came into the world as a descendant of Abraham to fulfill God’s promise. All who place their faith in Jesus are part of God’s family forever. ”

#### STORYTELLING TIPS

**Active listening:** Invite kids to raise their hands in praise every time they hear the word “promise.”

**Visualize it:** Create a “star projector” by using tape to secure aluminum foil around a large flashlight. Then, using a push pin, poke small holes in the foil. Dim the lights and shine the “stars” as you tell the story.



## 2 REVIEW THE BIBLE STORY

**SAY** “ God made several promises to Abraham about the future of his family. God promised that Abraham would have many descendants, as many as the stars in the sky. What did Abraham ask God? Look at Genesis 15:2. [Choose a volunteer to read Genesis 15:2 aloud.] Abraham asked God how this would be possible since he and his wife Sarai had no children. Abraham didn’t understand all God had planned, but the Bible tells us that **ABRAHAM BELIEVED GOD’S PROMISE**. We may not always understand God’s promises or understand all He is doing in our lives, but God can always be trusted. He is faithful, and He always does what is right.

When **ABRAHAM BELIEVED GOD’S PROMISE**, the Bible said he was counted as righteous. Look at Genesis 15:6. [Choose a volunteer to read Genesis 15:6 aloud.] What do you think being righteous means? [Allow responses.] Because of Abraham’s faith in God and His promises, he was made right before God. Abraham’s faith pleased God, and he became God’s friend. (James 2:23) He trusted in God before he ever saw any of the promises come true. Faith is trusting in God and His promises before we ever see them happen. We are made righteous when we put our faith in Jesus. Even though we haven’t seen Jesus, we can believe that He died for our sin, rose again, and will come again. Only faith in Jesus makes us right before God and takes away our sin.

Then God made a special covenant with Abraham to show that He would do what He promised. Even though the people who later came from Abraham’s family would sin and not be faithful to God, He would still be faithful to them. The smoking pot and flaming rod passed between the dead animals to show that God would always keep His promises. All people deserve to die for their sin, but God sent His Son, Jesus, to take the punishment our sin deserves. He made the way for everyone who trusts in Jesus to be made right before Him.

God kept His promises to Abraham. Abraham became the father of the nation of Israel. Jesus came into the world as a descendant of Abraham to fulfill God’s promise. All who place their faith in Jesus are part of God’s family forever. ”

## 3 GOSPEL DISCUSSION

**SAY** “ **ABRAHAM BELIEVED GOD’S PROMISE**. He trusted that God would do what He said He would do. When we trust Jesus as our Savior, we believe that God will forgive our sins and that we now have a right relationship with Him forever. God invites you to trust in Jesus and be His friend. ”

(Tip: Use Scripture and the Gospel Plan Poster to explain how to become a Christian. Make sure kids know when and where they can ask questions.)

## 4 QUESTIONS FROM KIDS (3 minutes)

Show the “Unit 2, Session 2” Questions from Kids video. Prompt kids to discuss:

1. What should we do when we break a promise to a friend?
2. God never breaks His promises. How does this truth help you trust Him?



LEARN

## THE STORY OF THE GOSPEL

### 5 MISSIONS MOMENT (3 minutes)

Display the “McCormick Family Photo” as you tell kids about the missionaries. Tell kids that Indianapolis is a large city with many people who do not know Jesus. Explain that only one out of every five people attend a church on a Sunday. Share that missionary families, like the McCormicks, are serving the people of Indiana by telling them about Jesus.

**SAY** “ The McCormicks live outside Indianapolis in a town called Brownsburg where they started a church called Reliant Church. The McCormicks are trusting God to work through their church so many people can hear the good news about Jesus. Reliant Church shares the hope of the gospel with the people of Indiana so they can have forgiveness of their sins and eternal life. Let’s pray for the McCormicks and Reliant Church as they share the gospel and ask God to help people trust in His promises through Jesus. ”

### 6 KEY PASSAGE ACTIVITY (5 minutes)

Before the session, print the key passage in tiny font on individual strips of paper. Create one for each pair of kids. Show the Key Passage Poster. Lead kids in reading aloud Psalm 100:5 together.

Form kids into pairs and give them each a strip of paper with the key passage. Challenge kids to read the key passage together. Then give pairs a magnifying glass and invite them to read the key passage again.

**SAY** “ The Lord is good, and He is faithful to keep His promises. Even though we may not see all of His promises right now, when we trust in Jesus we have the hope of seeing all of His promises come true. We can know that God will forgive our sins and give us eternal life with Him forever. ”

Lead kids to sing “The Lord Is Good (Psalm 100:5).” You may also choose to sing a worship song of your choice.

### 7 PRAY (2 minutes)

Invite kids to pray before transitioning to Love.

**SAY** “ Thank You, Lord, that we can trust You because You are faithful. Help us follow You and share Your promises with others. We love You, Lord. In Jesus’ name, amen. ”

Transition from **LEARN** to **LOVE**







LOVE

THE GOD OF THE GOSPEL

## LOVE God by Applying the Story

### 1 REVIEW & BIBLE SKILLS (5 minutes)

Distribute Bibles and display the Old Testament Kingdoms Map. Guide kids to open their Bibles to Genesis 15. Explain that the Old Testament is split up into smaller sections—Law, History, Poetry, and Prophets. Tell kids that the books of the Law are the first five books of the Old Testament, including the book of Genesis.

Consider comparing the Old Testament Kingdoms Map to a modern-day map to help kids understand where this story took place. (Tip: Locate the areas in and around the modern-day Hebron in Palestine [I4].) Choose a volunteer to read aloud Genesis 15:12-14 or ask the kids to follow along as you read the verses aloud.

**SAY** “God made a covenant with Abraham to show that He would keep His promise no matter what. Later in the Bible, Abraham’s family—the Israelites—became slaves in Egypt, but God rescued them and brought them into the land God had promised Abraham. Nothing is too hard for God, and nothing will stop God from keeping His promises. We can always trust God. **God always keeps His promises because He is faithful.**”

### 2 GROUP DISCUSSION (10 minutes)

Ask the following questions. Lead the group to discuss.

**SAY** “What is a covenant?”

Tell kids that a covenant is an agreement or promise. When God makes a covenant, He always keeps His word. Explain that God always keeps His covenant even when His people don’t uphold their agreement and disobey God. Discuss how God made the covenant with Abraham knowing Abraham’s family would not obey Him. Tell kids that God still brought Jesus into the world through Abraham’s family. (Option: Choose a volunteer to read Num. 23:19.)

**SAY** “How has God shown He is faithful to His promises even though we sin and disobey Him?”

Remind kids that God has been faithful by sending His Son, Jesus, to rescue us from our sin. Tell kids that through faith in Jesus, God promises to never leave us, forgive our sin, and help us turn away from sin. Discuss how every promise God made finds its “yes” in Jesus. (Option: Choose a volunteer to read 1 Cor. 1:9.)

**SAY** “How can you encourage someone to keep trusting in God’s promises even when life is hard or doesn’t make sense?”

Remind kids that Abraham didn’t see all of God’s promises fulfilled but he continued to trust that God would be faithful. Encourage kids to remember that God’s promises are not based on our circumstances or our own faithfulness, but they are established in His perfect character. Tell kids that God never lies, and He is faithful to always do what He has promised. (Option: Choose a volunteer to read Heb. 11:12-16.)

Transition from **LOVE** to **LIVE**





## THE STORY OF THE GOSPEL

### LIVE the Mission

#### 1 ACTIVITY CHOICE (10 minutes)

##### ☐ OPTION 1: MADE RIGHT IN JESUS



Provide kids with a piece of paper and invite them to write guilty on one side and not guilty on the other side. Instruct kids to listen to each scenario and determine if it describes being guilty of sin or not guilty of sin by holding up a side of the paper. Read aloud the following scenarios or create your own:

- Lying to your parents (guilty)
- Yelling in anger at your sister (guilty)
- Obeying God all the time (not guilty)
- Calling someone a mean name (guilty)
- Forgiving others (not guilty)

**SAY** “ Everyone is guilty before God because everyone sins. Just as **ABRAHAM BELIEVED GOD’S PROMISE** and was counted righteous, sinners can have a right standing with God through faith in Jesus. It is not our works that take away our guilt, but only faith in Jesus and what He has done for us: He died on the cross for our sin and took our punishment. By God’s grace, Jesus gives us His righteousness. ”

##### ☐ OPTION 2: MANY PROMISES

Form kids into pairs and provide each pair with a “Many Promises” printable, a Bible, scissors, and tape. Direct pairs to cut out the Bible reference cards. Lead pairs to use their Bibles to look up each reference on the cards. Then challenge each pair to stick each card to the correct space on the chart that describes God’s promise from the verse. The first pair to correctly match their cards on the chart wins.

**SAY** “ God has made many wonderful promises in the Bible. These are only some of the promises given to us when we place our faith in Jesus. Just as God’s promise to Abraham came true when Jesus, Abraham’s descendant, came into the world, we can know with confidence that God will fulfill every promise He has made. **God always keeps His promises because He is faithful.** ”

#### 2 JOURNAL AND PRAYER (5 minutes)

Distribute journal pages and pencils. Guide kids to think about and answer the questions listed on the page. As kids journal, invite them to share their ideas.

- What does this story teach me about God or the gospel?
- What does the story teach me about myself?
- Are there any commands in this story to obey? How are they for God’s glory and my good?
- Are there promises in this story to remember? How do they help me trust and love God?
- How does this story help me to live on mission better?

Review the gospel and encourage kids to speak with you or another teacher if they have questions. Then pray, thanking God that we can always trust His promises because He is faithful and true. As time allows, lead kids to complete “Promise Kept” on the activity page.

# ABRAHAM AND ISAAC

GENESIS 22



**KEY PASSAGE:** Psalm 100:5

**BIG PICTURE QUESTION:** Does God keep His promises? Yes, God always keeps His promises because He is faithful.

**CHRIST CONNECTION:** Abraham was willing to give his only son for God, but God provided another way. God was willing to give His only Son for us. Jesus knew there was no other way to save God's people, so He died and rose again to provide them with forgiveness and life with God forever.

**STORY POINT:** Abraham trusted God even when he did not understand God's plan.



## PRIOR TO TEACHING THE SESSION

### LEADER Bible Study

In Genesis 22, we read how God tested Abraham and led him to place an awe-inspiring trust in the faithful God over all creation. Abraham revealed a faith in God which reflected the trustworthiness of His character and promises. In today's story of Abraham and Isaac, we learn what it looks like to entrust everything to God and to believe He is worthy of our ultimate obedience.

What role does worship play in today's passage? How do we see God's faithfulness depicted from Genesis 22 throughout the rest of Scripture?

God called Abraham to offer up his only son as a sacrifice. Abraham's response to what seemed like such an outlandish command from God was to get up early and begin his journey to the unknown place God would reveal to him. In verse 5, we see the first use of the Hebrew word for "worship" in the Bible, spoken in reference to the sacrificial offering Abraham was willing to lay down before his God.

When Isaac inquired about the lamb for the offering, Abraham replied, "God himself will provide." Though, logically, the death of Abraham's son would make God's promises impossible, God would faithfully provide the ram they needed, and make good on His promises to bless Abraham through his only son.

Hebrews 11:19 states that Abraham "considered God to be able even to raise someone from the dead." Abraham's faith-filled obedience demonstrated that God could be trusted in any circumstance. With each new command he received from God, his response was to obey. He did not shrink back or busy himself with the lesser concerns of the world because God had proven Himself faithful over and over.

Abraham's deep love for his one and only son points us to the greater love God has for His Son, Jesus. Though this story tells of one man's obedient willingness to give back to God his most prized gift, we can know that God's love for His own Son reveals His great love for us as His people. Pray that God would reveal this same love to the children who will learn about Abraham and Isaac today and that they, too, would be willing to offer back to Him their lives as living sacrifices of worship.



#### PREPARE

##### THE WEEK PRIOR

Prepare your heart to teach; plan the session



#### WELCOME

##### 10–15 MINUTES

Greet kids and open the session



#### LEARN

##### 25–30 MINUTES

Teach kids the story of the gospel



#### LOVE

##### 15–20 MINUTES

Lead kids to love the God of the gospel



#### LIVE

##### 15–20 MINUTES

Lead kids to live out the mission of the gospel



## PREPARE

### PRIOR TO TEACHING THE SESSION

## GATHER Supplies

Keep a regular supply of the following items available at all times: Bibles, pens or pencils, markers, crayons, colored pencils, scissors, glue or tape, paper.



### WELCOME

#### Activity Page

- ☐ "Find It" activity page

#### Session Starter (Option 1)

- ☐ sticky notes, 1 per kid

#### Session Starter (Option 2)

- ☐ items that provide a specific help to a need we have such as a toothbrush, an umbrella, money, blanket, etc.; 5–10



### LOVE

#### Review & Bible Skills

- ☐ Small Group Timeline and Map Set
- ☐ world map



### LIVE

#### Activity Choice (Option 2)

- ☐ dry erase board and marker

#### Journal and Prayer

- ☐ Journal Page
- ☐ "Order It" activity page



### LEARN

#### Introduce the Session

- ☐ countdown video
- ☐ Story Point Poster

#### Big Picture Question

- ☐ Big Picture Question Poster

#### Review the Timeline

- ☐ Giant Timeline

#### Tell the Bible Story

- ☐ "Abraham and Isaac" video
- ☐ Bible Story Picture Poster
- ☐ toy lamb (optional)

#### Questions from Kids

- ☐ "Unit 2, Session 3" Questions from Kids video

#### Missions Moment

- ☐ "Send Indianapolis" missions video

#### Key Passage Activity

- ☐ Key Passage Poster
- ☐ "The Lord Is Good (Psalm 100:5)" song
- ☐ worship song of your choice (optional)





## WELCOME Kids

Greet each kid as he or she arrives. Use this time to collect the offering, fill out attendance sheets, build relationships, and help new kids connect to your group.

**SAY** “Have you ever had to wait for something to happen? How long did you have to wait? What were you waiting for?”

### 1 ACTIVITY PAGE (5 minutes)

Invite kids to complete “Find It” activity page.

**SAY** “The items you found are part of today’s Bible story. We will see how **ABRAHAM TRUSTED GOD EVEN WHEN HE DID NOT UNDERSTAND.**”

### 2 SESSION STARTER (10 minutes)

#### ☐ OPTION 1: HIGHER



Form kids into pairs and give each kid a sticky note. Invite kids to write their name on their sticky note. Direct pairs to find a wall space and stand in front of it. Challenge kids in each pair to jump as high as they can and stick their sticky note to the wall. The kid in each pair whose sticky note is higher remains in the game, while the other kids are out. Pair kids with a new partner and challenge them to compete again to see who can place their sticky note higher on the wall. Repeat forming new pairs until there is one pair remaining. Place a piece of tape on the wall, higher than either kid can jump. Then challenge the final pair to place their sticky note on the piece of tape.

**SAY** “The sticky notes went higher and higher on the wall until only one pair of kids remained. Yet, even the highest jumps couldn’t reach the piece of tape. This reminds me of how God’s ways are higher than our ways. He knows all things and has plans that are so great, we don’t always understand. But God can always be trusted. Today, we’ll see how **ABRAHAM TRUSTED GOD EVEN WHEN HE DID NOT UNDERSTAND GOD’S PLAN.**”

#### ☐ OPTION 2: OUR PROVIDER

Before the session, gather 5–10 items that provide a specific help to a need we have such as a toothbrush, an umbrella, money, blanket, etc. Hold up each item one at a time and invite kids to describe how each item provides for a need we may have. For example, kids may identify how a blanket provides us with warmth when we are cold.

Then read James 1:17 and Philippians 4:19 aloud to the kids. Invite kids to share ways God has provided for their needs. Encourage kids to remember that everything we have is a gift from God.

**SAY** “God always provides what we need at just the right time. In our Bible story, we will learn that Abraham called God Jehovah-Jireh which means ‘the Lord will provide.’ We will see how God provided for Abraham at just the right time. We’ll also see how God has provided all we need through His Son, Jesus.”

Transition from **WELCOME** to **LEARN**





## INTRODUCE the Bible Story

### 1 INTRODUCE THE SESSION (3 minutes)

Show the countdown video as you transition to introduce the Bible story. Set it to end as the session begins.

**SAY** “ Hi, kids! I am so glad you are here! My name is [your name], and today we get to study a story from the Bible together. If you have a Bible with you, will you take it out and place it in your lap? [Distribute Bibles to kids who need one.]

Today, we will learn how **ABRAHAM TRUSTED GOD EVEN WHEN HE DID NOT UNDERSTAND GOD’S PLAN**. [Display the Story Point Poster.] Sometimes God’s plans don’t always make sense to us or we’re not sure how He will work everything out. But we must trust God. His ways are higher than ours because He knows all things and works everything according to His good plan. As we get ready to hear our Bible story, let’s ask God to help our hearts trust Him and His word. [Invite kids to pray with you.] ”

### 2 BIG PICTURE QUESTION (1 minute)

Display the Big Picture Question Poster.

**SAY** “ Our big picture question is, **Does God keep His promises?** What is the answer? [Allow responses.] **Yes, God always keeps His promises because He is faithful.**

Today, we will see how God was, once again, faithful to keep the promises He made to Abraham. **ABRAHAM TRUSTED GOD EVEN WHEN HE DID NOT UNDERSTAND GOD’S PLAN** because He believed that God was faithful to do what He promised. ”

### 3 REVIEW THE TIMELINE (1 minute)

Show the Giant Timeline. Point to individual Bible stories as you review.

**SAY** “ God created the world for His glory, but people chose to reject God’s perfect plan. Even though people continued to sin, God was working out His perfect plan to restore the relationship between God and the people He created. Abraham was a descendant of Noah who followed God. God made a promise to Abraham and said He would bless the world through Abraham’s family. Today, we will see how God’s promise to give Abraham a son came true and how God tested Abraham. ”



LEARN

## THE STORY OF THE GOSPEL

### LEARN the Bible Story

#### 1 TELL THE BIBLE STORY: VIDEO OR STORYTELLER (10 minutes)

Open your Bible to Genesis 22:1-19. Use the Bible storytelling tips to help you tell the story, or show the Bible story video “Abraham and Isaac.” Use the bold text to retell or review the story.

#### ABRAHAM AND ISAAC

“Many years passed while Abraham and Sarah waited for God’s promise to come true. At the right time, God kept His promise, and Abraham and his wife had a son named Isaac. One day, God tested Abraham so that he could show just how much faith he had in God.

God said, “Take your only son Isaac, whom you love, and offer him as a burnt offering on a mountain I will show you.” Abraham obeyed God. He got up early, saddled his donkey, and gathered wood for the burnt offering. He set out with Isaac and his servants toward the mountain God had spoken of.

When they arrived at the mountain, Abraham had Isaac carry the wood, and Abraham carried the knife and the fire. Isaac asked, “My father, where is the animal for the burnt offering?” Abraham said, “God Himself will provide the lamb for the offering, my son.”

Abraham was about to sacrifice his son when God stopped him! The angel of the LORD called to Abraham and said, “I see that you fear God and would not even withhold your only son.” Abraham then saw a ram caught in the thicket that God provided for the burnt offering. Abraham named that place, “The LORD Will Provide.”

God saw Abraham’s great faith because he was willing to give up his only son. God promised again, “I will bless you and make your family as numerous as the stars in the sky and the sand on the seashore. All the nations of the earth will be blessed through your family.”

Christ Connection: Abraham was willing to give his only son for God, but God provided another way. God was willing to give His only Son for us. Jesus knew there was no other way to save God’s people, so He died and rose again to provide them with forgiveness and life with God forever. ”

#### STORYTELLING TIPS

**Active listening:** Invite kids to say “Jehovah-Jireh” every time they hear the word “provide.”

**Use a prop:** Hold up a toy lamb when you teach about the lamb God provided for the offering. Tell kids that Jesus is the Lamb of God who takes away the sin of the world.



## LEARN

### THE STORY OF THE GOSPEL

## 2 REVIEW THE BIBLE STORY

**SAY** “ Abraham’s son Isaac was born when Abraham was 100 years old. Isaac was born 25 years after God first promised Abraham to make his family into a great nation. Even though God’s promise may not have happened in the time Abraham thought it might, God always keeps His promises. At just the right time, Isaac was born. Then, when Isaac had grown up some, God called Abraham to a difficult task. What did God call Abraham to do? Look at Genesis 22:2. [Ask a volunteer to read Genesis 22:2 aloud.] God called Abraham to sacrifice his one and only son, Isaac, whom he loved. This test was an opportunity for Abraham to show that he trusted God and loved Him most of all.

**ABRAHAM TRUSTED GOD EVEN WHEN HE DID NOT UNDERSTAND GOD’S PLAN.**

God called Abraham to sacrifice a burnt offering. This type of offering was a sacrifice for sins. Isaac wanted to know where the sacrifice was for the burnt offering. What did Abraham tell him? Look at Genesis 22:7-8. [Ask a volunteer to read Genesis 22:7-8 aloud.] Abraham told Isaac that God would provide the sacrifice. Abraham was ready to lay down his only son as a sacrifice to the Lord, but at just the right time, God provided another sacrifice—a ram stuck in a thorny bush.

Abraham was willing to give his one and only son for God, but God provided another way. Who did God provide to save us from sin? [Allow responses.] God was willing to give His one and only Son for us. Jesus knew there was no other way to save God’s people, so He died and rose again to provide them with forgiveness and life with God forever. Abraham believed that God would keep His promise to grow Abraham’s family through his son Isaac. We can always trust God to keep His promises because He is faithful. ”

## 3 GOSPEL DISCUSSION

**SAY** “ The punishment of sin is death. Yet, just as Isaac was saved from death by the provision of the ram, God provided His Son, Jesus, as the perfect sacrifice for our sin. Have you trusted in Jesus to save you from your sins? ”

(Tip: Use Scripture and the Gospel Plan Poster to explain how to become a Christian. Make sure kids know when and where they can ask questions.)

## 4 QUESTIONS FROM KIDS (3 minutes)

Show the “Unit 2, Session 3” Questions from Kids video. Prompt kids to discuss:

1. Why did God send His own Son to die on the cross for our sins?
2. Who can you share the good news of the gospel with this week?



## LEARN

### THE STORY OF THE GOSPEL

#### 5 MISSIONS MOMENT (3 minutes)

**SAY** “ Indianapolis is a large city with more than 800,000 people living within the city limits. Yet, many people do not know Jesus as their Savior and Lord. Many residents believe they’re ‘good enough’ and have no need to be saved. Churches like Reliant Church are working to share the gospel with the people of Indianapolis. ”

Play the video. Pray for Reliant Church and other new churches being started in or near Indianapolis. Pray that many will hear the good news of how God has provided the way to be saved through faith in Jesus.

#### 6 KEY PASSAGE ACTIVITY (5 minutes)

Show the Key Passage Poster. Lead kids in reading aloud Psalm 100:5 together.

**SAY** “ God was faithful to Abraham, and He is faithful to us! We can always trust Him no matter what circumstance we face. ”

Form kids into groups of three or four. Challenge kids to work together to come up with motions that correspond to the words of the key passage. Allow kids a couple of minutes to create their motions, then invite each group to share their motions with the entire group. As each group shares, invite kids to stand, say the key passage, and learn the motions.

Lead kids to sing “The Lord Is Good (Psalm 100:5).” You may also choose to sing a worship song of your choice.

#### 7 PRAY (2 minutes)

Invite kids to pray before transitioning to Love.

**SAY** “ Thank You, Lord, for Your faithfulness to always provide for Your people. Thank You for sending Your only Son, Jesus, to die on the cross for our sins. Help us trust You in every area of our lives, even when we may not understand. In Jesus’ name, amen. ”







LOVE

THE GOD OF THE GOSPEL

## LOVE God by Applying the Story

### 1 REVIEW & BIBLE SKILLS (5 minutes)

Distribute Bibles and display the Old Testament Kingdoms Map. Guide kids to open their Bibles to Genesis 22. Tell kids that the name Genesis means *beginning* and that the book not only tells about the beginning of the world, but also the beginning of a unique family line. Explain that this family line began with Adam. Invite kids to recall the names of the people they've learned about in Genesis such as Adam, Eve, Seth, Noah, Abraham, Sarah, and Isaac. Tell kids that Jesus is a descendant of this family line.

Consider comparing the Old Testament Kingdoms Map to a modern-day map to help kids understand where this story took place. (Tip: Locate the areas in and around modern-day Jerusalem [H5].) Choose a volunteer to read aloud Genesis 22:3 or ask the kids to follow along as you read the verses aloud.

**SAY** “When did Abraham obey God’s command to go to Mount Moriah? [Allow responses.] Abraham started his journey early in the morning. Abraham did not delay in obeying God’s command. It’s easy to see how obeying this command might have been hard for Abraham. Abraham loved his son and waited so long for him to be born, but **ABRAHAM TRUSTED GOD EVEN WHEN HE DID NOT UNDERSTAND GOD’S PLAN**. When we become a Christian, our obedience to God also shows that we trust Him even when we may not understand. We trust in who God is and His promises.”

### 2 GROUP DISCUSSION (10 minutes)

Ask the following questions. Lead the group to discuss.

**SAY** “Why can we always trust God?”

Tell kids that we trust God because He is trustworthy. Discuss God’s perfect character: He is truthful, always does what is right, is all-powerful, is all-knowing, is always in control, etc. (Option: Choose a volunteer to read Ps. 33:4.)

**SAY** “Describe a time you had to trust God? Was it easy? Why or why not?”

Answers will vary. Discuss how every day is an opportunity to trust God. Explain that it might not always be easy, but we trust that His ways are best, that He will provide for us, etc. Remind kids that we show our trust in God when we obey Him. (Option: Choose a volunteer to read Prov. 3:5-6.)

**SAY** “How does Jesus provide what we need most?”

Remind kids that God provided the sacrificial ram for Abraham. Tell kids that the greatest provision He has given us is His Son, Jesus. Tell kids that Jesus took our punishment on the cross and that when we place our faith in Jesus, we are forgiven of our sins. (Option: Choose a volunteer to read John 1:29.)

Transition from **LOVE** to **LIVE**





## THE STORY OF THE GOSPEL

### LIVE the Mission

#### 1 ACTIVITY CHOICE (10 minutes)

##### ☐ OPTION 1: TESTIMONY OF TRUST



Before the session, invite a member of your church to share a story of when he or she trusted in God during a difficult time. Encourage him or her to share how God proved faithful and provided for his or her needs. Consider asking the volunteer to share promises of God or specific Bible verses that helped him or her trust the Lord.

**SAY** “ Abraham faced a difficult circumstance, but **ABRAHAM TRUSTED GOD EVEN WHEN HE DIDN’T UNDERSTAND GOD’S PLAN**. We will also face challenging times when we don’t understand all God is doing, but we can trust God because He is faithful, good, and trustworthy. His promises are true and He proved He loves us when He sent Jesus to save us from our sins. ”

##### ☐ OPTION 2: MATCH IT

Form kids into teams of three or four and provide each kid with a Bible. Write the following Bible references on a dry erase board: Genesis 22:2; Genesis 22:6; Genesis 22:8; Genesis 22:16; John 19:17-18; Romans 8:32; John 3:16; John 1:29. Lead teams to choose two or three verses for each kid to look up in their Bibles. Then challenge kids to match the Genesis references with a New Testament reference that describes how it points to Jesus. The first team to match the verses correctly wins. Review the answers: Genesis 22:2 and John 3:16; Genesis 22:6 and John 19:17-18; Genesis 22:8 and John 1:29; Genesis 22:16 and Romans 8:32.

**SAY** “ The promises of the gospel are found in the Old Testament stories. Abraham was willing to give his one and only son for God, but God provided another way. God gave His one and only Son for us. Jesus, the Lamb of God, died on the cross to save us from our sin and give us eternal life. ”

#### 2 JOURNAL AND PRAYER (5 minutes)

Distribute journal pages and pencils. Guide kids to think about and answer the questions listed on the page. As kids journal, invite them to share their ideas.

- What does this story teach me about God or the gospel?
- What does the story teach me about myself?
- Are there any commands in this story to obey? How are they for God’s glory and my good?
- Are there promises in this story to remember? How do they help me trust and love God?
- How does this story help me to live on mission better?

Review the gospel and encourage kids to speak with you or another teacher if they have questions. Then pray, praising God for how He provides for us daily and how He gave Jesus as the perfect sacrifice for our sins. As time allows, lead kids to complete “Order It” on the activity page.

# A WIFE FOR ISAAC

GENESIS 24–25



**KEY PASSAGE:** Psalm 100:5

**BIG PICTURE QUESTION:** Does God keep His promises? Yes, God always keeps His promises because He is faithful.

**CHRIST CONNECTION:** God was faithful to provide a wife for Isaac. Abraham's servant brought back Rebekah so Isaac could know and love her. God sent His servant—Jesus—to seek and save people from sin and death. Jesus was faithful. He died and rose again so that people could know and love Him.

**STORY POINT:** God gave Isaac a wife to keep His promises to bless the nations.



## PRIOR TO TEACHING THE SESSION

### LEADER Bible Study

In Genesis 24–25, we find the next step in God’s plan for Abraham: finding a wife for Isaac. The first verse reveals that God blessed Abraham in everything. Abraham had trusted in God, who had taken him from his native land and had sworn to provide for his every need. Now, he trusted God to fulfill the next step in His promises, believing God would guide his servant’s steps in the search for Isaac’s wife.

How do we see God’s continued faithfulness to His promise in the story of Rebekah and Isaac? How can that encourage us today?

Abraham wanted to make sure his son’s wife would be from his own land and people, not from the land of Canaan. So, he sent his trusted servant on a mission to find the wife God would provide. Prayerfully, the servant asked God for favor on this journey. But before he had finished asking God to bless him on this mission, God was already answering his prayer.

God had gone before Abraham’s servant to provide for Isaac. The servant’s immediate response to Rebekah’s kindness was worship to the God who “has not withheld his kindness and faithfulness.” Rebekah’s family knew Abraham’s servant had likewise been blessed by God and answered in response to this marriage proposal: “This is from the LORD; we have no choice in the matter.” They trusted in God’s goodness on their behalf and allowed His plans to unfold, just as He had spoken.

God’s promise to bless Abraham hinged upon His provision of a wife for Isaac. Yet, God’s provision is not contingent upon human reason or ability. God demonstrated His sovereign kindness to Abraham, his family, and his servant through fulfilling His Word to them. The same is true in God’s plan of redemption; He provided the ultimate One we needed—Jesus—to fulfill the covenant He made in Genesis! Jesus was sent to us to be the Servant we needed to fulfill God’s mission of restoring our relationship to Him.

Ask God to continue revealing Himself to those learning of Him through today’s session. Pray that He would make His ways known to them, that redemption and salvation would take hold of their lives as they grow to understand His great love for them in Jesus.



#### PREPARE

##### THE WEEK PRIOR

Prepare your heart to teach; plan the session



#### WELCOME

##### 10–15 MINUTES

Greet kids and open the session



#### LEARN

##### 25–30 MINUTES

Teach kids the story of the gospel



#### LOVE

##### 15–20 MINUTES

Lead kids to love the God of the gospel



#### LIVE

##### 15–20 MINUTES

Lead kids to live out the mission of the gospel



## PREPARE

PRIOR TO TEACHING THE SESSION

## GATHER Supplies

Keep a regular supply of the following items available at all times: Bibles, pens or pencils, markers, crayons, colored pencils, scissors, glue or tape, paper.



### WELCOME

#### Activity Page

- ☐ "Faithful Word Search" activity page

#### Session Starter (Option 1)

- ☐ plastic pails, 3



### LOVE

#### Review & Bible Skills

- ☐ Small Group Timeline and Map Set
- ☐ world map



### LEARN

#### Introduce the Session

- ☐ countdown video
- ☐ Story Point Poster

#### Big Picture Question

- ☐ Big Picture Question Poster

#### Review the Timeline

- ☐ Giant Timeline

#### Tell the Bible Story

- ☐ "A Wife for Isaac" video
- ☐ Bible Story Picture Poster
- ☐ wedding ring or costume jewelry (optional)

#### Questions from Kids

- ☐ "Unit 2, Session 4" Questions from Kids video

#### Missions Moment

- ☐ "Reliant Church" missions video

#### Key Passage Activity

- ☐ Key Passage Poster
- ☐ "The Lord Is Good (Psalm 100:5)" song
- ☐ worship song of your choice (optional)



### LIVE

#### Activity Choice (Option 1)

- ☐ "Family Tree" printable, 1 per kid

#### Journal and Prayer

- ☐ Journal Page
- ☐ "Who Is Who?" activity page





## WELCOME Kids

Greet each kid as he or she arrives. Use this time to collect the offering, fill out attendance sheets, build relationships, and help new kids connect to your group.

| **SAY** “Have you ever been given a special job to do? What was it? How did you complete it?”

### 1 ACTIVITY PAGE (5 minutes)

Invite kids to complete “Faithful Word Search” activity page.

| **SAY** “Today, we will learn how God was faithful to provide a wife for Isaac.”

### 2 SESSION STARTER (10 minutes)

#### ☐ OPTION 1: PASS THE JUG

Before the session, gather three plastic pails. Form kids into three teams and provide each team with a plastic pail. Lead teams to line up in a single file line. Direct the kids at the start of each line to pass the pail over their heads. Then instruct the second kids in line to pass the pail under their legs. Continue guiding teams to pass the pail in an “over and under” fashion until one team is the first to have their pail reach the end of the line. Play again as time allows.

**SAY** “Imagine if your pail was filled with water and you had to carry it back home, which could be miles away. In the Old Testament, people received their water from wells. Women would make many trips to fill jars with water and carry it home or provide water for animals. Today’s Bible story takes place at a well, and we will see how God revealed the wife He provided for Isaac through her kindness to draw water for Abraham’s servant and his camels.”

#### ☐ OPTION 2: BEFORE I SAY IT



Invite three kids to stand next to you. Prompt the kids to listen to a sentence you will say and challenge them to finish the sentence before you complete it. Play several rounds inviting a different group of kids to participate each round. Some examples of sentences include:

- I like to eat peanut butter and jelly sandwiches.
- Stop signs are the color red.
- My dog drinks water.
- The promises of God are always true.
- The cow jumped over the moon.
- Jesus died for our sin.

**SAY** “Did you know that God knows what we are going to say before we ever say it? Psalm 139:3-4 tells us that God knows all our ways and everything we will say. He also knows everything we need. Today, we will see how Abraham’s servant prayed to God, and before he finished praying, God had already provided what he needed. Let’s get ready to learn how **GOD GAVE ISAAC A WIFE TO KEEP HIS PROMISES TO BLESS THE NATIONS.**”





## INTRODUCE the Bible Story

### 1 INTRODUCE THE SESSION (3 minutes)

Show the countdown video as you transition to introduce the Bible story. Set it to end as the session begins.

**SAY** “Welcome, kids! My name is [your name], and I am so glad you’re here. As we hear today’s Bible story, we are going to learn how **GOD GAVE ISAAC A WIFE TO KEEP HIS PROMISES TO BLESS THE NATIONS.** [Display the Story Point Poster.] If you have your Bible with you, will you hold it up? [Distribute Bibles to kids who need one.]

God always provides and cares for His children. Our Bible story will help us see how God organized every detail to keep His promise to bless the nations through Abraham’s family. Let’s ask God to help our hearts hear and receive His Word: ‘Dear God, please give us ears to hear and believing hearts as we listen to Your Word. Amen.’ ”

### 2 BIG PICTURE QUESTION (1 minute)

Display the Big Picture Question Poster.

**SAY** “What is the big picture question we have been learning? [Allow responses.] **Does God keep His promises?** Do you remember the answer? [Allow responses.] **Yes, God always keeps His promises because He is faithful.**

We have seen over the past several weeks how God kept His promise to give Abraham a new land and to give him a son. **God always keeps His promises because He is faithful.** Today, we will see how God continued to keep His promise by providing a wife for Isaac so that Abraham’s family would grow into a great nation. ”

### 3 REVIEW THE TIMELINE (1 minute)

Show the Giant Timeline. Point to individual Bible stories as you review.

**SAY** “Abraham was a descendant of Noah. God called Abraham to move to a new land and made a promise to bless the world through Abraham’s family. God’s promise to give Abraham a son came true, and Abraham trusted God even when he did not understand God’s plan. Today, we will see how **GOD GAVE ISAAC A WIFE TO KEEP HIS PROMISES TO BLESS THE NATIONS.** ”



LEARN

## THE STORY OF THE GOSPEL

### LEARN the Bible Story

#### 1 TELL THE BIBLE STORY: VIDEO OR STORYTELLER (10 minutes)

Open your Bible to Genesis 24:1–25:18. Use the Bible storytelling tips to help you tell the story, or show the Bible story video “A Wife for Isaac.” Use the bold text to retell or review the story.

#### A WIFE FOR ISAAC

“ Abraham lived many years. Before he died, he wanted to find a wife for his son Isaac. He asked his best servant to find Isaac a wife—not from the Canaanites who lived near them, but from his own people. This was a hard job because the woman would need to agree to move away from her family and come to the land God had promised to Abraham. Abraham said, “The LORD will send an angel before you.” God would help the servant with this task.

The servant took 10 camels with him on the journey to Abraham’s homeland. When the servant arrived, he stopped with the camels at a well outside of a town. In the evenings, women would come and draw water from this well.

The servant prayed to God. He said, “When the young women come to draw water, I will say ‘May I have a drink, too?’ If one of the women says, ‘Drink, and I’ll also draw water for your camels,’ let her be the woman you have chosen for Abraham’s son Isaac.”

Before the servant had finished his prayer, Rebekah walked up to the well with a jug on her shoulder. She was not married, and she was part of Abraham’s people. The servant saw that she was very beautiful. She could be a perfect wife for Isaac!

The servant said, “Please let me have a little water from your jug.” Rebekah replied, “Drink, and I’ll also draw water for your camels.” God had answered the servant’s prayer; this was the woman God had chosen!

The servant gave gifts to Rebekah—a gold ring and two gold bracelets—and asked if he could stay in her father’s house for the night. When she said yes, the servant knelt and worshiped God. God had showed His faithfulness and kindness to Abraham. They went to Rebekah’s house, where the servant met her father Bethuel and her brother Laban.

The servant told Bethuel and Laban all that had happened. They agreed with Rebekah that she should be Isaac’s wife. The servant gave the family many gifts, and then they returned to Canaan. Isaac loved Rebekah, and she became his wife.

Christ Connection: God was faithful to provide a wife for Isaac. Abraham’s servant brought back Rebekah so Isaac could know and love her. God sent His servant—Jesus—to seek and save people from sin and death. Jesus was faithful. He died and rose again so that people could know and love Him. ”

#### STORYTELLING TIPS

**Act it out:** As you tell the story, act as the servant Abraham sent to find a wife for Isaac.

**Display a wedding ring:** Display a wedding ring or costume jewelry as you tell the kids how Rebekah became Isaac’s wife. Explain how a wedding ring is a symbol of the covenant or promise a man and wife make to one another when they marry, similar to how God promises to be faithful to His covenant.



## 2 REVIEW THE BIBLE STORY

**SAY** “ Abraham sent his servant to find a wife for Isaac from his own people. The people of Canaan, where Abraham lived, worshiped false gods. Abraham didn’t want Isaac to be led away from worshiping the one true God. The servant obeyed Abraham and went to the land Abraham was from. He prayed for God to show him the woman Isaac would marry. How did God respond to the servant’s prayer? Look at Genesis 24:15. **[Choose a volunteer to read Genesis 24:15 aloud.]** Before the servant was finished praying, God answered his prayer and showed him that Rebekah was the woman God had chosen for Isaac. God provided what He promised: **GOD GAVE ISAAC A WIFE TO KEEP HIS PROMISES TO BLESS THE NATIONS.**

How did the servant respond to God answering his prayers and leading him to Rebekah? Look at Genesis 24:26. **[Choose a volunteer to read Genesis 24:26 aloud.]** The servant responded by worshiping God. Abraham’s servant praised God for His faithfulness to keep His promises to Abraham. And the servant praised God for how God helped him on his journey. Rebekah heard the servant praise God for His faithfulness, and she told her family all she had heard.

Abraham sent his servant on a mission to seek a wife for Isaac and bring her back to Canaan. God was faithful to provide a wife for Isaac. Abraham’s servant brought back Rebekah so Isaac could know and love her. God sent His servant—His Son, Jesus—to seek and save people from sin and death. Jesus was faithful. He died and rose again so that people could know and love Him. Just as the servant worshiped God, we should respond to God’s faithfulness to save us with praise and thankfulness and tell others about Jesus’ love for us. ”

## 3 GOSPEL DISCUSSION

**SAY** “ God loved the world so much that He sent Jesus to rescue people from sin and death. Through Jesus, God is faithful to provide forgiveness and eternal life for all who trust in Him. Abraham trusted that God would keep His promises, and we can trust that Jesus will save us when we trust in Him. ”

(Tip: Use Scripture and the Gospel Plan Poster to explain how to become a Christian. Make sure kids know when and where they can ask questions.)

## 4 QUESTIONS FROM KIDS (3 minutes)

Show the “Unit 2, Session 4” Questions from Kids video. Prompt kids to discuss:

1. If God knows everything and our every need, why do we need to pray?
2. How has God provided for our greatest need through His Son, Jesus?



LEARN

## THE STORY OF THE GOSPEL

### 5 MISSIONS MOMENT (3 minutes)

**SAY** “Chris and Kayla McCormick were both raised in Indiana and are now helping start churches in Indiana. They are passionate about helping others know and follow Jesus. They also serve people by helping with foster care and adoption. The McCormicks are members of Reliant Church in Brownsburg, Indiana.”

Play the missions video. Pray that Reliant Church will trust that God will provide everything they need, just as God provided for the needs of Abraham and Isaac. Ask God to help the church reach more people for Jesus.

### 6 KEY PASSAGE ACTIVITY (5 minutes)

Show the Key Passage Poster. Lead kids in reading aloud Psalm 100:5 together.

Distribute a sheet of paper and a pen or marker to each kid. Direct kids to fold their entire paper like a fan and then gently unfold it. Next, challenge kids to write sections of the key passage on each section of the fan and fold it back up. Encourage kids to see if they can say the key passage from memory, unfolding the fan after each section they say aloud.

**SAY** “God is always faithful to His promises, even if they do not all unfold at once. Sometimes, like you slowly unfolded your fans, God’s promises are fulfilled little by little. But no matter His timeline, we can always trust His promises to come true. God is faithful!”

Lead kids to sing “The Lord Is Good (Psalm 100:5).” You may also choose to sing a worship song of your choice.

### 7 PRAY (2 minutes)

Invite kids to pray before transitioning to Love.

**SAY** “Thank You, Lord, that You always keep Your promises and provide for Your children. Help us trust You and follow wherever You lead us. In Jesus’ name, amen.”







LOVE

THE GOD OF THE GOSPEL

## LOVE God by Applying the Story

### 1 REVIEW & BIBLE SKILLS (5 minutes)

Distribute Bibles and display the Old Testament Mediterranean Map. Guide kids to open their Bibles to Genesis 24. Explain that the Bible reveals many names for God, including the name LORD. Tell kids that when the word LORD is written in all capital letters, it refers to the personal name of God and a name He uses with His people. Invite kids to count how many times LORD is used in Genesis 24.

Consider comparing the Old Testament Mediterranean Map to a modern-day map to help kids understand where this story took place. (Tip: Locate the areas in and around the modern-day southeastern Turkey.) Choose a volunteer to read aloud Genesis 24:50 or ask the kids to follow along as you read the verse aloud.

**SAY** “ Abraham’s servant told Rebekah’s family all the ways God had been faithful to Abraham. When Rebekah’s father and brother heard the servant’s story, they knew that it was the Lord who did all these things. God’s faithfulness to Abraham brought Him glory as Rebekah’s family acknowledged God’s perfect provision. In response, they obeyed God and His Word.

We show we love God when we trust His Word and act in obedience. God will always be faithful to His promises, and He always provides what we need. Jesus is the greatest fulfillment of God’s promises. ”

### 2 GROUP DISCUSSION (10 minutes)

Ask the following questions. Lead the group to discuss.

**SAY** “ How does God providing a wife for Isaac demonstrate God’s faithfulness? ”

Remind kids of God’s promise to make Abraham into a great nation. Tell kids that to do this, Isaac needed to marry and have a family of his own so Abraham’s family would continue to grow. (Option: Choose a volunteer to read Heb. 6:13-15.)

**SAY** “ How does God’s faithfulness help us be faithful to obey Him? ”

Point out how Abraham’s servant was faithful to do what Abraham asked because of the faithfulness of God. Discuss how we can trust God’s Word and be faithful to obey because God will always be faithful to what He has said. (Option: Choose a volunteer to read Heb. 10:23.)

**SAY** “ What should we do if we don’t know a decision to make or what to do in a situation? ”

Remind kids that Abraham’s servant left to find a wife for Isaac but did not know which woman God had chosen, so he prayed. Tell kids that as we follow Jesus, we won’t always know what to do next. Encourage kids to remember to pray and ask God for help. Remind kids that God hears us when we pray and is faithful to lead and guide us. Discuss how we pray to God in good and hard time as we seek His wisdom. (Option: Choose a volunteer to read Ps. 18:6.)

Transition from **LOVE** to **LIVE**





## THE STORY OF THE GOSPEL

### LIVE the Mission

#### 1 ACTIVITY CHOICE (10 minutes)

##### ☐ OPTION 1: FAMILY TREE



Form kids into groups of two or three and provide each kid with a “Family Tree” printable. Distribute Bibles to each kid and instruct groups to work together to write in the missing names on the family tree using the Bible references. Tell kids that the word bank lists the names they need to use to complete the family tree.

**SAY** “ In the book of Genesis, we read of many families. But God chose the family of Abraham to bless the whole world. The family tree you completed shows how Abraham’s family began and how **GOD GAVE ISAAC A WIFE TO KEEP HIS PROMISES TO BLESS THE NATIONS**. As we continue to read the book of Genesis and other books of the Bible, we will see how Abraham’s family grew and eventually became the nation of Israel. ”

##### ☐ OPTION 2: PRAYER CARDS

Provide each kid with various colors of cardstock, scissors, markers, and a key ring. On a dry erase board, write the following categories and Bible verses: Worry and Philippians 4:6-7; Feeling Alone and Psalm 27:10; Sadness and Jeremiah 31:13; Fear and Isaiah 41:10; Encouragement and 2 Thessalonians 2:16-17; Help and Psalm 46:1-2.

Guide kids to use their scissors to cut out small rectangle cards from the cardstock that will go on the key ring. Encourage kids to choose a different color of cardstock for each category. Then invite kids to write the category name on one side of individual cards and either the Bible reference or the whole verse on the other side. Finally, provide hole punches for kids to make holes on each card. Lead kids to place their cards on their key ring.

**SAY** “ Just as God heard Abraham’s servant’s prayers and met his needs, God hears our prayers and will meet our needs. We can trust Him no matter our circumstance. ”

#### 2 JOURNAL AND PRAYER (5 minutes)

Distribute journal pages and pencils. Guide kids to think about and answer the questions listed on the page. As kids journal, invite them to share their ideas.

- What does this story teach me about God or the gospel?
- What does the story teach me about myself?
- Are there any commands in this story to obey? How are they for God’s glory and my good?
- Are there promises in this story to remember? How do they help me trust and love God?
- How does this story help me to live on mission better?

Review the gospel and encourage kids to speak with you or another teacher if they have questions. Then pray, asking God to help us faithfully follow Him, knowing He will be faithful to His Word. As time allows, lead kids to complete “Who Is Who?” on the activity page.

UNIT 3 | SESSION 1

# JACOB AND ESAU

GENESIS 25; 27



**KEY PASSAGE:** Genesis 50:20

**BIG PICTURE QUESTION:** Who is in control of everything? God is in control of everything in heaven and on earth. Nothing is outside of God's good plan.

**CHRIST CONNECTION:** God's covenant with Abraham continued to the next generation. Esau sold his birthright, giving Jacob the right to the wonderful blessings God promised to his father Abraham. Through Jacob's family, God would send the promised Savior to bring blessing and salvation to the world.

**STORY POINT:** Rebekah and Jacob tricked Isaac into blessing Jacob.



## PRIOR TO TEACHING THE SESSION

### LEADER Bible Study

The story of God's faithfulness to Abraham continues as we venture into the lives of Jacob and Esau in Genesis 25 and 27. Isaac prayed that God would bless their family with an heir, and God responded. We witness God's sovereignty in the lives of brothers Jacob and Esau as God's promises are fulfilled.

Earlier in Genesis 25, God revealed to Rebekah that she had conceived twins, and that in the end, the older would serve the younger. Before either had done good or bad, God chose Jacob to become the nation of Israel. (Rom. 9:10-11) In His kingdom, the ways and logic of the world do not prevail; God destined Jacob to be the one whose lineage would one day bring us the promised Savior, Jesus.

God's ways came to pass in accordance with His own wisdom and will. Isaac blessed Jacob as an act of passing on the covenant of his father Abraham. Nothing could intercept God's promise to bless Abraham's family through Jacob; in the opposite way, no scheming on behalf of this family could interfere with this blessing being passed down to the younger son.

Each member of Isaac's family had to trust, by faith, that God's ways were best, however confusing His plans seemed. In the end, God's plan to provide the way to redeem and restore mankind through the lineage of Jacob would be accomplished. Just as Isaac, Rebekah, and Jacob had to surrender to God's plans by faith, so, too, do we surrender to God's plan of restoring all things through His Son, Jesus. In Him, we receive the birthright promised to Abraham in its greatest and fullest measure, as God has "blessed us with every spiritual blessing in the heavens in Christ" (Ephesians 1:3).

True salvation comes to all who place their trust in Jesus. Pray that the children whose hearts have been entrusted to you today would hear of God's sovereign goodness and surrender their lives to His will. May they place their trust in Him and receive the ultimate gift of everlasting life through His Son, Jesus.



#### PREPARE

##### THE WEEK PRIOR

Prepare your heart to teach; plan the session



#### WELCOME

##### 10-15 MINUTES

Greet kids and open the session



#### LEARN

##### 25-30 MINUTES

Teach kids the story of the gospel



#### LOVE

##### 15-20 MINUTES

Lead kids to love the God of the gospel



#### LIVE

##### 15-20 MINUTES

Lead kids to live out the mission of the gospel



## PREPARE

PRIOR TO TEACHING THE SESSION

## GATHER Supplies

Keep a regular supply of the following items available at all times: Bibles, pens or pencils, markers, crayons, colored pencils, scissors, glue or tape, paper.



### WELCOME

#### Activity Page

- ☐ "Tricky Pictures" activity page

#### Session Starter (Option 2)

- ☐ paper bags, 2
- ☐ cinnamon stick
- ☐ clove
- ☐ onion
- ☐ fuzzy sock
- ☐ dried apricots
- ☐ blindfolds, 3



### LOVE

#### Review & Bible Skills

- ☐ Small Group Timeline and Map Set
- ☐ world map



### LIVE

#### Activity Choice (Option 1)

- ☐ buckets, 1 per team
- ☐ pom-poms, 25 per team
- ☐ pool noodles, 1 per team

#### Activity Choice (Option 2)

- ☐ white crayons, 1 per kid
- ☐ watercolor paints
- ☐ cups of water
- ☐ paint brushes, 1 per kid

#### Journal and Prayer

- ☐ Journal Page
- ☐ "The Greater Blessing" activity page



### LEARN

#### Introduce the Session

- ☐ countdown video
- ☐ Story Point Poster

#### Big Picture Question

- ☐ Big Picture Question Poster

#### Review the Timeline

- ☐ Giant Timeline

#### Tell the Bible Story

- ☐ "Jacob and Esau" video
- ☐ Bible Story Picture Poster

#### Questions from Kids

- ☐ "Unit 3, Session 1" Questions from Kids video

#### Missions Moment

- ☐ "William and Crystal Enete" missions video

#### Key Passage Activity

- ☐ Key Passage Poster
- ☐ "God Planned It for Good (Genesis 50:20)" song
- ☐ worship song of your choice (optional)
- ☐ sticky notes, 3 per kid





## WELCOME Kids

Greet each kid as he or she arrives. Use this time to collect the offering, fill out attendance sheets, build relationships, and help new kids connect to your group.

| **SAY** “Have you ever felt like you were treated unfairly? Why did you feel that it was unfair?”

### 1 ACTIVITY PAGE (5 minutes)

Invite kids to complete “Tricky Pictures” activity page.

| **SAY** “Today, we will learn how Jacob tricked his brother, but God was still in control and kept His promise to bless Abraham’s family.”

### 2 SESSION STARTER (10 minutes)

#### ☐ OPTION 1: FAIR OR UNFAIR



Write Fair on a sheet of paper and Unfair on a separate sheet of paper. Tape each paper to a wall on opposite ends of the room. Tell kids that you are going to read a few statements, and they have to decide if they think the statement is fair or unfair. Instruct kids to move to the side of the room that correlates with their opinion. Read each statement below or create your own:

- You got one cookie, but your sister got two cookies.
- Your dad asked you to clean up a mess you made.
- Your friend skipped you in line.
- You got in trouble when someone else talked in class.
- You got an A on a test when you didn’t study.

| **SAY** “Sometimes we might be treated unfairly. Thankfully, we have a God who is always in control. In our Bible story, we’ll learn about an unfair situation when **REBEKAH AND JACOB TRICKED ISAAC INTO BLESSING JACOB**. Let’s see how God’s promises were still true even when people acted unfairly.”

#### ☐ OPTION 2: TOUCH AND SMELL



Before the session, place the following items in individual paper bags: a cinnamon stick, a clove, an onion, a fuzzy sock, dried apricots. Number each bag and line the bags up on the end of a table. Kids will smell the bags with the cinnamon, clove, and onion and will touch the other two.

Instruct kids to form a line and provide blindfolds for the kids to share. Tell kids to put on the blindfold and either smell or touch the items in the bag, trying to guess what the items are. Tell kids not to share their guesses until everyone has had a turn. Then hold up each bag and invite kids to share what they think is in the bag.

| **SAY** “Some of those items might have been tricky to identify. It would be easy to mistake a fuzzy sock for a stuffed animal. In our Bible story, we will see how Isaac was tricked when Rebekah and Jacob made a plan to make Jacob smell and feel like his brother Esau.”





## INTRODUCE the Bible Story

### 1 INTRODUCE THE SESSION (3 minutes)

Show the countdown video as you transition to introduce the Bible story. Set it to end as the session begins.

**SAY** “Welcome, kids! My name is [your name], and I am so excited you are here. Together, we get to study true stories from the Bible. As we read our Bibles, we learn more about who God is, how much He loves us, and how He had a plan to save us through Jesus, His son. The Bible also teaches us that we can trust that God is in control of everything, even when things don’t go as we planned. In our story, we will see how **REBEKAH AND JACOB TRICKED ISAAC INTO BLESSING JACOB** and how their deceit was used by God to bring about His plans for good. [Display the Story Point Poster.]

If you have your Bible with you, please hold it up. [Distribute Bibles to kids who need one.] Let’s prepare our hearts to hear from God as we open His Word. Pray with me: ‘Dear God, please open our minds to understand Your Word, open our eyes to see the truth, open our ears to know You more, and open our hearts to believe in You. Amen.’ ”

### 2 BIG PICTURE QUESTION (1 minute)

Display the Big Picture Question Poster.

**SAY** “We will be learning a new big picture question together: **Who is in control?** Who do you think is in control? [Allow responses.] The answer we will learn is, **God is in control of everything in heaven and on earth. Nothing is outside of God’s good plan.**

Even when people try to take matters into their own hands, God’s good plan still stands. We can never stop what God has already planned. And God’s plans are always good. In our story today, we’ll see how **REBEKAH AND JACOB TRICKED ISAAC INTO BLESSING JACOB**. Rather than trusting God to do as He promised, they tried to control the situation. But God used their deception for His good plan: to bless the world through Jacob’s family line. ”

### 3 REVIEW THE TIMELINE (1 minute)

Show the Giant Timeline. Point to individual Bible stories as you review.

**SAY** “God always keeps His promises because He is faithful. We’ve learned how God kept His promises to Abraham by providing for him in a new land, giving him a son, and providing a wife for his son Isaac. As we hear our story today, we’ll learn how God continued to be faithful to Abraham’s family even after he died. Though Abraham didn’t get to see all the promises God made come true, God was still in control and at work to make his family into a great nation. Let’s get ready to hear about Isaac’s family and how the blessing God gave Abraham was passed to Isaac’s son Jacob. ”



## LEARN the Bible Story

### 1 TELL THE BIBLE STORY: VIDEO OR STORYTELLER (10 minutes)

Open your Bible to Genesis 25:27-34; 27:1-41. Use the Bible storytelling tips to help you tell the story, or show the Bible story video “Jacob and Esau.” Use the bold text to retell or review the story.

#### JACOB AND ESAU

“ After Isaac and Rebekah were married, Rebekah was not able to have a baby. So Isaac prayed she would have a baby, and God answered his prayer. **Isaac and Rebekah had twin sons named Jacob and Esau. Esau was born right before Jacob was, which meant Esau was the firstborn son.**

When the boys grew up, Esau became a hunter, but Jacob was a quiet man who stayed at home. **Their father Isaac loved Esau because he hunted and caught wild animals for him to eat. But Rebekah loved Jacob.**

**One day, Esau came home from the field feeling very hungry. Jacob was cooking a stew, and Esau asked to have some. Jacob said, “First sell me your birthright.”** The birthright meant that Esau, as the son who was born first, was supposed to get a larger portion of all the family had and become the family leader after his father died. **Esau thought he would die of hunger, so he agreed to give Jacob his birthright to have some of the stew.**

**Many years later, Jacob and Esau’s father Isaac was old and knew he was near the end of his life.** He also could not see very well. **Isaac called Esau to him and asked him to go hunt a wild animal for him to eat. Then Isaac would give him his blessing.** The blessing was the way that a father passed on the leadership of the family to his oldest son.

**Rebekah heard what Isaac said and made a plan to trick him.** She told Jacob to bring her two goats, and **she made a delicious meal for Isaac. She told Jacob to take the meal to his father Isaac and pretend to be Esau.**

Jacob was afraid he would be caught trying to trick his father. **Even though Isaac could not see very well, Esau was much hairier than Jacob.** Jacob was worried that Isaac would feel his smooth skin and know that he was not Esau.

**Rebekah took Esau’s clothes and put them on Jacob so that he would smell like Esau. She also took some of the skin of the goats and put it over Jacob’s neck and hands so he would feel hairy like Esau. Then she gave Jacob the food, and he brought it to Isaac. Isaac was tricked, and he blessed Jacob instead of Esau.**

When Esau got home from hunting, he learned that Isaac had given his blessing to Jacob instead of to him. **Esau had been cheated out of his blessing, and he was very angry.**

Christ Connection: God’s covenant with Abraham continued to the next generation.

#### STORYTELLING TIPS

**Active listening:** Invite kids to hold up one finger when you say “Esau” because he is the firstborn, and two fingers when you say “Jacob” because he is the second born.

**Pause and reflect:** Pause in the story when Rebekah and Jacob plan to trick Isaac. Invite kids to reflect on how they would feel if they were tricked out of something very important to them.



## LEARN

### THE STORY OF THE GOSPEL

Esau sold his birthright, giving Jacob the right to the wonderful blessings God promised to his father Abraham. Through Jacob's family, God would send the promised Savior to bring blessing and salvation to the world. ”

## 2 REVIEW THE BIBLE STORY

**SAY** “ When we read the Bible, we see how God was working through imperfect families to keep His promises. Everyone in Isaac's family made sinful choices because all people sin. Yet, **God is in control of everything in heaven and on earth. Nothing is outside of God's good plan.** How did Jacob deceive his brother and try to control his future? Look at Genesis 25:31-33. [Choose a volunteer to read Genesis 25:31-33 aloud.] Jacob saw that his brother Esau was hungry, and he tried to use the situation to his advantage. Esau sold his birthright for a meal and Jacob received the birthright, the double portion of his father's possessions.

Then we saw how Rebekah didn't patiently wait and trust God's plan either. She also tried to control Jacob's future through deceit and invited Jacob to be a part of the plan to trick Isaac. How did Rebekah and Jacob trick Isaac? Look at Genesis 27:15-17. [Choose a volunteer to read Genesis 27:15-17 aloud.] Rebekah told Jacob to wear Esau's clothes and she covered his hands with goatskins to make Jacob hairy like Esau. Isaac couldn't see very well so he relied on touch and smell to help him know who he was talking to. Through this sneaky plan, **REBEKAH AND JACOB TRICKED ISAAC INTO BLESSING JACOB.**

However, even before Jacob and Esau were born, God told Rebekah that Jacob would receive the blessing. Though Jacob and Rebekah didn't wait patiently for God's plan and chose to act dishonestly, God was always in control. He had chosen Jacob to be the son who would receive the birthright and the blessing. God's covenant with Abraham continued to the next generation. Esau sold his birthright, giving Jacob the right to the wonderful blessings God promised to his father Abraham. Through Jacob's family, God would send the promised Savior to bring blessing and salvation to the world. ”

## 3 GOSPEL DISCUSSION

**SAY** “ God loves us so much that He sent Jesus to die for our sins. Have you given control of your life to God and allowed Jesus to be the King of your life? [Allow responses.] I'd be happy to share more about how you can trust in Jesus and His good plan for you. ”

(Tip: Use Scripture and the Gospel Plan Poster to explain how to become a Christian. Make sure kids know when and where they can ask questions.)

## 4 QUESTIONS FROM KIDS (3 minutes)

Show the “Unit 3, Session 1” Questions from Kids video. Prompt kids to discuss:

1. What should we do if our siblings are mean to us?
2. How does forgiving others show you love God?



LEARN

## THE STORY OF THE GOSPEL

### 5 MISSIONS MOMENT (3 minutes)

Ask kids if they can name a creative way they have seen a person tell someone about Jesus. Mention that people sometimes show movies about Jesus, use picture cubes, salvation story bracelets, three drawn circles, and many more ways to help people understand more about Jesus.

**SAY** “William and Crystal Enete were missionaries in Brazil from 1924–1958. They used movies, illusion, and ventriloquist dolls named Johnny and Sammy to tell people in Brazil about Jesus. Ventriloquism is when someone talks without moving his mouth much, so it seems like the voice is coming from a puppet or another source other than the speaker.”

Play the video. Pray, thanking God for people like the Enetes who used creative ways to tell people about Jesus and His good plan to save people from sin.

### 6 KEY PASSAGE ACTIVITY (5 minutes)

Before this session, draw a happy face, a sad face, and the word salvation on individual pieces of paper. Tape each paper to a wall. Show the Key Passage Poster. Lead kids in reading aloud Genesis 50:20 together.

**SAY** “Our key passage reminds us that God uses everything for His good purposes, including others’ evil plans. Nothing is outside God’s control.”

Provide each kid with three sticky notes and a pencil. Guide kids to open their Bibles to Genesis 50:20 and lead them to separate the verse into three parts: evil plans, God’s good plan, and the survival of many people. Direct kids to write each part of the verse on their three sticky notes. Then challenge kids to place their sticky notes on the sign that matches how the part of the verse expresses “bad, good, and salvation.”

Lead kids to sing “God Planned It for Good (Genesis 50:20).” You may also choose to sing a worship song of your choice.

### 7 PRAY (2 minutes)

Invite kids to pray before transitioning to Love.

**SAY** “Dear God, we thank You for being in control of everything. Help us trust You with our lives. Thank You for providing a way for us to be forgiven through Jesus when we sin and try to take control. Amen.”

Transition from **LEARN** to **LOVE**







LOVE

THE GOD OF THE GOSPEL

## LOVE God by Applying the Story

### 1 REVIEW & BIBLE SKILLS (5 minutes)

Distribute Bibles and display the Old Testament Kingdoms Map. Guide kids to open their Bibles to Genesis 25. Explain that the Bible is a collection of 66 books written by 40 different authors through the inspiration of the Holy Spirit. Remind kids that Moses is believed to be the author of Genesis. Invite kids to name other biblical authors and the books they wrote.

Consider comparing the Old Testament Kingdoms Map to a modern-day map to help kids understand where this story took place. (Tip: Locate the areas in and around the modern-day Be'er Sheva [Beersheba, K3].) Choose a volunteer to read aloud Genesis 25:11 or ask the kids to follow along as you read the verse aloud.

**SAY** “ God planned every detail of our Bible story, even where it would happen. Genesis 25:11 tells us that our story took place in Beer-lahai-roi. Just as God planned where this story would take place, He planned from before creation to use Abraham’s family to bring forth the Savior of the world, Jesus. Through faith in Jesus, we can be covered by Jesus’ righteousness and have a restored relationship with God. ”

### 2 GROUP DISCUSSION (10 minutes)

Ask the following questions. Lead the group to discuss.

**SAY** “ Have you ever tried to control a situation in your life? Why? ”

Answers will vary. Remind kids that we can be tempted to not be patient and trust God to work out His plans for our lives. Tell kids that we don’t have to trick or manipulate situations to go our way. Discuss how God’s plans are for our good, and we are called to trust that He is always in control. (Option: Choose a volunteer to read Prov. 19:21.)

**SAY** “ How should we respond when others wrong or deceive us? ”

Discuss how Esau was angry with Jacob’s deceit. Tell kids that others will wrong us at times, but we can trust that God is in control. Tell kids that we can choose to forgive others. Remind kids that we have all wronged God, but through Jesus, we find forgiveness and peace with God. (Option: Choose a volunteer to read Mark 11:25.)

**SAY** “ Why is it best that God is in control and not us? ”

Point out that the world tells us to “follow our hearts,” but when we try to do life on our own, apart from God, we are being deceived. Tell kids that the Bible tells us our hearts are sinful. Explain that it is best that God is in control because He is good, perfect, and wants us to find life in Him. Encourage kids to follow God and His plans for their lives. (Option: Choose a volunteer to read Isa. 46:10.)

Transition from **LOVE** to **LIVE**





## THE STORY OF THE GOSPEL

### LIVE the Mission

#### 1 ACTIVITY CHOICE (10 minutes)

##### ☐ OPTION 1: KEEP CONTROL

Form kids into two teams and give each team a bucket, 25 pom-poms, and a pool noodle. Place a piece of tape on the floor to create a side for each team. Tell teams that their goal is to throw their pom-poms into the other team's bucket without crossing over the tape.

Guide teams to pick a “defender” who will stand by the bucket and use a pool noodle to bat away incoming pom-poms. Tell kids that only the “defender” can guard the bucket. Play for several minutes. The team with the least amount of pom-poms in their bucket wins. Consider playing again and choose a different defender for each team.

**SAY** “It wasn’t easy to keep control of the pom-poms, was it? Not only was it challenging to make them go in the bucket, but it was also challenging to keep them out of the bucket. We can’t keep control of our lives either. But we can trust God, who is in control of everything. His plans for our life will always be good.”

##### ☐ OPTION 2: TRICKY MESSAGE



Provide each kid with a white piece of paper and a white crayon. Invite kids to use a white crayon to write the story point, Rebekah and Jacob tricked Isaac into blessing Jacob, on their paper. Tell kids to write the words of the story point scrambled all over the paper. Then instruct kids to swap their paper with someone else.

Provide each kid with watercolor paints, water, and a paint brush. Explain to the kids that they will use the watercolor paints to reveal the hidden message. Then challenge kids to unscramble the words to write the story point in the correct order.

**SAY** “Just as Isaac couldn’t see that Jacob was pretending to be Esau, the words of your message were challenging to see before you added the paint. Thankfully, God is never deceived. He sees all and knows all. We can always trust that He is in control. And we can choose to submit to His plans, knowing He always does what is best.”

#### 2 JOURNAL AND PRAYER (5 minutes)

Distribute journal pages and pencils. Guide kids to think about and answer the questions listed on the page. As kids journal, invite them to share their ideas.

- What does this story teach me about God or the gospel?
- What does the story teach me about myself?
- Are there any commands in this story to obey? How are they for God’s glory and my good?
- Are there promises in this story to remember? How do they help me trust and love God?
- How does this story help me to live on mission better?

Review the gospel and encourage kids to speak with you or another teacher if they have questions. Then pray, thanking God for His goodness, knowing that He is in control of all things. As time allows, lead kids to complete “The Greater Blessing” on the activity page.

# JACOB FLED FROM CANAAN

GENESIS 28; 32



**KEY PASSAGE:** Genesis 50:20

**BIG PICTURE QUESTION:** Who is in control of everything? God is in control of everything in heaven and on earth. Nothing is outside of God's good plan.

**CHRIST CONNECTION:** God changed Jacob and gave him a new name, Israel. Jesus came so that we might have a changed life, forgiven of sin. Jesus' death and resurrection provided sinful people the way to be welcomed into God's family forever.

**STORY POINT:** God promised to be with Jacob.



## PRIOR TO TEACHING THE SESSION

### LEADER Bible Study

In today's passage, God continued His faithfulness to Abraham by extending kindness to Jacob amidst a time of great turmoil. God promised to bless Jacob, be with him, watch over him, and never leave him until His faithful promises had been fulfilled. Jacob found himself at a crossroads, seemingly alone, and was tasked with finding a wife in accordance with God's plan to bless their family.

What can we learn from Jacob's time of trial and his wrestling with God? How can this help us when we are suffering or wrestling with God ourselves?

After receiving his father's blessing, Jacob was instructed by his mother and father to flee Esau's wrath and find a wife. While on the run, God visited Jacob in a dream by which He confirmed the promises He had made to Abraham. Even in Jacob's sinfulness, God's faithful lovingkindness was shown to him as God declared that His covenantal promises would continue through Jacob's family. Then, Jacob made a vow, just as God had made one to him: "If God remains with me, watches over me, provides for me, and returns me safely as He says He will, then He will be my God."

Later in chapter 32, we see the next phase of Jacob's journey with God, as he wrestled with Him unknowingly. Jacob said to the man, "I will not let you go unless you bless me." The man—whom we know to be God—changed Jacob's name from that of a deceiver to Israel, meaning "He struggled with God." Despite Jacob's struggles with God, he prevailed and was blessed by Him. In the end, Jacob realized that God spared his life in this encounter. By grace, he was granted a new name and identity and was able to return home.

Today, we come to a similar crossroads as we wrestle with the role Jesus deserves in our lives as Savior and Lord. Those who surrender to Him by faith can, like Israel, experience new life in He who redeems and restores sinners, bringing them into His family forever. No longer are we bound by our old selves but given a new identity in Jesus.

Ask God to reveal to the boys and girls in your group the reality of the new life He offers in Jesus. Though we may not always understand His ways, God gives us grace as we come to surrender to His will for our lives. May His truth become clear in their hearts and minds as you teach them about His love.



#### PREPARE

##### THE WEEK PRIOR

Prepare your heart to teach; plan the session



#### WELCOME

##### 10–15 MINUTES

Greet kids and open the session



#### LEARN

##### 25–30 MINUTES

Teach kids the story of the gospel



#### LOVE

##### 15–20 MINUTES

Lead kids to love the God of the gospel



#### LIVE

##### 15–20 MINUTES

Lead kids to live out the mission of the gospel



## PREPARE

### PRIOR TO TEACHING THE SESSION

## GATHER Supplies

Keep a regular supply of the following items available at all times: Bibles, pens or pencils, markers, crayons, colored pencils, scissors, glue or tape, paper.



### WELCOME

#### Activity Page

- ☐ "Color by Number" activity page



### LOVE

#### Review & Bible Skills

- ☐ Small Group Timeline and Map Set
- ☐ world map



### LEARN

#### Introduce the Session

- ☐ countdown video
- ☐ Story Point Poster

#### Big Picture Question

- ☐ Big Picture Question Poster

#### Review the Timeline

- ☐ Giant Timeline

#### Tell the Bible Story

- ☐ "Jacob Fled from Canaan" video
- ☐ Bible Story Picture Poster

#### Questions from Kids

- ☐ "Unit 3, Session 2" Questions from Kids video

#### Missions Moment

- ☐ "William and Crystal Enete Photos" printable
- ☐ cardstock

#### Key Passage Activity

- ☐ Key Passage Poster
- ☐ "God Planned It for Good (Genesis 50:20)" song
- ☐ worship song of your choice (optional)
- ☐ cardstock



### LIVE

#### Activity Choice (Option 2)

- ☐ rope
- ☐ tape

#### Journal and Prayer

- ☐ Journal Page
- ☐ "What's the Point?" activity page





## WELCOME Kids

Greet each kid as he or she arrives. Use this time to collect the offering, fill out attendance sheets, build relationships, and help new kids connect to your group.

**SAY** “Do you ever have dreams when you sleep? What is something you dreamed about that was amazing? Maybe you flew in the air or went to a fun place.”

### 1 ACTIVITY PAGE (5 minutes)

Invite kids to complete “Color by Number” activity page.

**SAY** “Today, we will learn how Jacob dreamed about a stairway and how through his dream God reminded Jacob that He would always be with him.”

### 2 SESSION STARTER (10 minutes)

#### ☐ OPTION 1: THUMB WRESTLE



Form kids into pairs. Challenge pairs to thumb wrestle against one another. Tell kids that the first to pin the thumb of their partner wins. Then form pairs from the winners of the first round. Repeat the challenge, forming new pairs from each round's winners, until there is one winner overall.

**SAY** “Thumb wrestling takes persistence until someone is the champion. Imagine being part of a wrestling match that lasted all night long! Today, we will learn how Jacob wrestled with a man all night and refused to give up. In the end, the man blessed Jacob and through this blessing, **GOD PROMISED TO BE WITH JACOB.**”

#### ☐ OPTION 2: WHO'S MISSING?

Explain to the kids that you will choose one kid to be the “detective,” and her job is to figure out who is missing from the class. Lead the “detective” to sit at the front of the room facing away from the other kids. Instruct the other kids to stand at the opposite end of the room near the door. Choose one kid to step outside the room. When the “missing kid” is out of the room, instruct the remaining kids to call out “Someone is missing!” Then the “detective” will turn around and try to figure out who is missing. Repeat the game, choosing new kids to be the “detective” and the “missing kid.”

**SAY** “Jacob never had to wonder if God was missing from his life. Even when Jacob fled from Canaan, God did not leave him. In our story today, we’ll learn how God revealed Himself to Jacob through a dream and through a wrestling match.”





## INTRODUCE the Bible Story

---

### 1 INTRODUCE THE SESSION (3 minutes)

Show the countdown video as you transition to introduce the Bible story. Set it to end as the session begins.

**SAY** “Welcome, kids! My name is [your name], and I am so excited that we get to open our Bibles and see what God has to say to us today. Throughout the Bible God makes many promises to His people. In our story today, we will discover how **GOD PROMISED TO BE WITH JACOB**. [Display the Story Point poster.] Through God’s promises to Abraham’s family, God was working out His plan to bring forth the Savior of the world, Jesus.

If you have your Bible with you, please take it out. [Distribute Bibles to kids who need one.] Today, as we open our Bibles, let’s prepare our hearts to hear from God. Pray with me: ‘Dear God, please open our hearts and our minds to learn more about You. Give us faith to believe that Your Word is true and that we can trust Your promises. Amen.’ ”

### 2 BIG PICTURE QUESTION (1 minute)

Display the Big Picture Question Poster.

**SAY** “Who can remind me of our big picture question? [Allow responses.] **Who is in control?** [Allow responses.] That’s right! **God is in control of everything in heaven and on earth. Nothing is outside of God’s good plan.**

God’s plans are always for the good of those who love Him. When we place our faith in Jesus, we are safe in God’s love for us through Jesus. God was in control of all the events of Jacob’s life, and He is in control of all the events happening in our lives. ”

### 3 REVIEW THE TIMELINE (1 minute)

Show the Giant Timeline. Point to individual Bible stories as you review.

**SAY** “Last week, we saw how even though Rebekah and Jacob tried to take control of God’s plan by tricking Isaac and Esau, God’s plan was still fulfilled. Because Jacob lied and deceived to get the blessing, Esau became angry at Jacob. Jacob fled from Canaan to escape his brother’s intense anger. Today, we will see that even though Jacob ran, **GOD PROMISED TO BE WITH JACOB** and to fulfill His promise to Abraham’s family. ”



LEARN

## THE STORY OF THE GOSPEL

### LEARN the Bible Story

#### 1 TELL THE BIBLE STORY: VIDEO OR STORYTELLER (10 minutes)

Open your Bible to Genesis 28:10-22; 32:24-30. Use the Bible storytelling tips to help you tell the story, or show the Bible story video “Jacob Fled from Canaan.” Use the bold text to retell or review the story.

#### JACOB FLED FROM CANAAN

“After Jacob stole his brother Esau’s blessing, Esau was so angry that Jacob had to leave home. Jacob’s father Isaac sent him away to find a wife from among Abraham’s people. Jacob traveled toward Haran. When the sun set, he stopped to sleep for the night. Jacob used a stone for a pillow and fell asleep.

As Jacob slept, he had a dream. In the dream, a stairway was set on the ground, and its top reached the sky. God’s angels were going up and down on it. The LORD was standing beside Jacob. He said, “I am the LORD, the God of your father Abraham and the God of Isaac. I will give you and your children the land on which you are lying. Your descendants will spread out in every direction, and all peoples on earth will be blessed through your family.” This was the same promise God had made to Jacob’s grandfather Abraham and to his father, Isaac!

Jacob woke from his sleep and said, “Surely the LORD is in this place!” Jacob took the stone that he slept on, set it up as a special marker, and poured oil over it. He named that place Bethel, which means “House of God.”

Then Jacob made a promise. He said, “If God will be with me and watch over me during my journey, if he gives me what I need and brings me safely back home, then the LORD will be my God, and I will worship Him.”

Years passed. Jacob got married and had a family. Finally, Jacob took his family and all his possessions and headed home to Canaan. That night, a man appeared to Jacob. The man wrestled with Jacob all night. Jacob refused to give up, so the man injured Jacob’s hip.

“I will not let You go unless You bless me,” Jacob said.

“Your name will no longer be Jacob,” the man said. “Your name will be Israel because you wrestled with God and men, and you have won.” The man blessed Jacob. Now Jacob went to meet Esau. Esau ran to Jacob and hugged him. He was not angry anymore. Esau returned to his home. Jacob and his family traveled on, and Jacob bought land for them to live on. Jacob was finally home in the land God had promised him.

Christ Connection: God changed Jacob and gave him a new name, Israel. Jesus came so that we might have a changed life, forgiven of sin. Jesus’ death and resurrection provided sinful people the way to be welcomed into God’s family forever. ”

#### STORYTELLING TIPS

**Define it:** Tell kids that the name *Israel* means “one who struggles with God.” Discuss how the nation of Israel would also become known as a people who constantly fought against God. Tell kids that God was always in control and never left His people.

**Call for active listening:** Invite kids to clap every time they hear the word “promise.”



## 2 REVIEW THE BIBLE STORY

**SAY** “ Jacob’s foolish choices caused division between him and his brother Esau. At his father’s request, Jacob fled Canaan to find a wife from Abraham’s people. On his journey, Jacob had a dream. What did Jacob dream about? Look at Genesis 28:12-15. **[Choose a volunteer to read Genesis 28:12-15 aloud.]** Jacob dreamed of a stairway reaching the sky and God’s angels going up and down it. Unlike the tower of Babel, Jacob’s dream showed that God Himself had provided a way to get to heaven. Instead of people trying to get to God, He would make the way by sending His Son, Jesus, to save people from their sins. God also reminded Jacob of the covenant He made his grandfather Abraham. Then God extended these same promises to Jacob. Through Jacob’s family, God would provide the way of salvation for anyone who believes in Jesus.

Then Jacob had an unusual encounter with a man. He wrestled with the man all night long and would not give up until the man blessed him. Finally, the man blessed Jacob and changed his name to Israel. What did Jacob say about the man he wrestled? Look at Genesis 32:30. **[Choose a volunteer to read Genesis 32:30 aloud.]** Jacob said he had seen God face to face! It was God who had come down to wrestle Jacob and bless him. Even though Jacob’s hip was injured, his life was spared. When we trust in Jesus, our lives are spared from the death we deserve.

**GOD PROMISED TO BE WITH JACOB.** God changed Jacob and gave him a new name, Israel. Jesus came so that we might have a changed life, forgiven of sin. Jesus’ death and resurrection provided sinful people the way to be welcomed into God’s family forever. ”

## 3 GOSPEL DISCUSSION

**SAY** “ Just as **GOD PROMISED TO BE WITH JACOB**, when we trust in Jesus, God promises to always be with us. Through Jesus, we have the hope and comfort of knowing God, who is always in control, is with us and guiding our steps toward life with Him forever. ”

(Tip: Use Scripture and the Gospel Plan Poster to explain how to become a Christian. Make sure kids know when and where they can ask questions.)

## 4 QUESTIONS FROM KIDS (3 minutes)

Show the “Unit 3, Session 2” Questions from Kids video. Prompt kids to discuss:

1. If people are bad and they believe in God, can they still go to heaven?
2. Why is faith in Jesus the only way to be with God forever?

## 5 MISSIONS MOMENT (3 minutes)

Display the “William and Crystal Enete Photos.” Remind kids that William and Crystal Enete were missionaries in Brazil. Tell kids that William Enete learned many different skills as he grew up. Explain that he worked in a blacksmith shop, a boat repair shop, and an automobile repair garage. Tell kids that after William finished Bible college, he and his wife, Crystal, felt that God was calling them to serve Him on the international mission field.



## LEARN

### THE STORY OF THE GOSPEL

**SAY** “While the Enetes were learning Portuguese, William began telling people in Brazil about Jesus. He used his skills in photography and other creative methods to help people in Brazil know about Jesus.”

Invite kids to create “photographs” to help tell others about God’s plan to send Jesus into the world to save us from sin. Encourage kids to draw Bible stories or pictures of Jesus’ birth, death, and resurrection.

#### 6 KEY PASSAGE ACTIVITY (5 minutes)

Before the session, write each word of the key passage on individual note cards. Show the Key Passage Poster. Lead kids in reading aloud Genesis 50:20 together.

**SAY** “God can use any circumstance for His good plan. Because we know that God is in control of everything, we can trust Him and His plan.”

Toss all of the note cards on the floor. Instruct the class to pick up the note cards and work together to put them in the correct order of the key passage. Then practice saying the key passage aloud together. Repeat the activity if time allows.

Lead kids to sing “God Planned It for Good (Genesis 50:20).” You may also choose to sing a worship song of your choice.

#### 7 PRAY (2 minutes)

Invite kids to pray before transitioning to Love.

**SAY** “Dear God, thank You for making the way for us to be with You through Your Son, Jesus. Help us remember that You are always with us no matter what we face. Amen.”







LOVE

THE GOD OF THE GOSPEL

## LOVE God by Applying the Story

### 1 REVIEW & BIBLE SKILLS (5 minutes)

Distribute Bibles and display the Old Testament Kingdoms Map. Guide kids to open their Bibles to Genesis 28. Practice finding different verses in Genesis 28. Invite kids to call out specific verses to find. Tell kids that the Bible was originally written as many books called scrolls, but now our Bibles are organized with chapter and verse numbers to help us find specific passages easily.

Consider comparing the Old Testament Kingdoms Map to a modern-day map to help kids understand where this story took place. (Tip: Locate the areas in and around the modern-day city of Beitin, north of Jerusalem [G4].) Choose a volunteer to read aloud Genesis 28:18-22 or ask the kids to follow along as you read the verses aloud.

**SAY** “ Jacob named the place where he had his dream Bethel, which means ‘house of God.’ This location was also visited by Abraham years earlier when he made an altar to worship God. Jacob vowed to follow God, if God would be faithful to him.

God is faithful, and He kept all the promises He made to Jacob. Jesus came from Jacob’s family and through faith in Jesus, our very bodies become ‘houses of God.’ God’s Spirit lives in us, changing us to be like Jesus, and helping us live for Him. ”

### 2 GROUP DISCUSSION (10 minutes)

Ask the following questions. Lead the group to discuss.

**SAY** “ Why do you think God came down the stairway to Jacob instead of telling Jacob to climb to the top? ”

Remind kids that we cannot get to God in our own strength or works. Explain that God had to come down to us, as the person of Jesus, to save us from our sins. Discuss how Jesus lived perfectly in our place, died for our sin, and rose again.

(Option: Choose a volunteer to read John 1:14.)

**SAY** “ Jacob wrestled against God. How do we ‘wrestle’ against God? How do we struggle against His ways? ”

Answers will vary. Remind kids that Jacob was known as a deceiver and tried to control his life by his plans. Tell kids that when we try to do things our way instead of submitting to and trusting in God, we wrestle against Him. (Option: Choose a volunteer to read Ps. 143:10.)

**SAY** “ God changed Jacob’s name to Israel. How does God change us? ”

Encourage kids to remember that when we trust in Jesus, God’s Spirit lives in us. Tell kids that God gives us new hearts with new desires. Share how the Holy Spirit and the Word of God renew us to become more like Jesus. (Option: Choose a volunteer to read Gal. 2:20.)

Transition from **LOVE** to **LIVE**





## THE STORY OF THE GOSPEL

### LIVE the Mission

#### 1 ACTIVITY CHOICE (10 minutes)

##### ☐ OPTION 1: ALWAYS WITH US



On a dry erase board, write the following Bible references: Joshua 1:9; Isaiah 41:10; Deuteronomy 31:6; Matthew 28:20; Hebrews 13:5; Romans 8:38-39. Form kids into groups of three or four and provide each group with a Bible. Assign a Bible reference or two to each group. Lead groups to look up their verse, read it together, and discuss the promise God makes. Then encourage groups to share the promises with everyone.

**SAY** “ When God appeared to Jacob in his dream, **GOD PROMISED TO BE WITH JACOB.** Jacob was running for his life and perhaps this promise brought him comfort. We do know that God’s promise made such an impact that Jacob set up a marker. When we trust in Jesus, God has promised to always be with us. When we are afraid, lonely, or sad, we can know that God is with us and will never leave us. ”

##### ☐ OPTION 2: WHO HAS CONTROL?

Place a piece of tape on the floor in the center of the room. Form kids into two teams and tell them to line up on either side of the tape. Give each team an end of the rope and challenge them to a game of tug-of-war. Tell kids that when you say “go,” they should work together to pull the other team across the line of tape.

**SAY** “ How did it feel to be tugged in different directions? [Allow responses.] Sometimes our hearts can be tugged in different directions too. We may listen to the world’s ways. We may try to control our circumstances or do things our way, but the Bible reminds us that we aren’t meant to be in control. **God is in control of everything in heaven and earth. Nothing is outside of His good plan.** God sees the whole picture while we only see a little bit. When we trust God’s plans, we can have peace knowing He always does what is best. ”

#### 2 JOURNAL AND PRAYER (5 minutes)

Distribute journal pages and pencils. Guide kids to think about and answer the questions listed on the page. As kids journal, invite them to share their ideas.

- What does this story teach me about God or the gospel?
- What does the story teach me about myself?
- Are there any commands in this story to obey? How are they for God’s glory and my good?
- Are there promises in this story to remember? How do they help me trust and love God?
- How does this story help me to live on mission better?

Review the gospel and encourage kids to speak with you or another teacher if they have questions. Then pray, thanking God for never changing and for always keeping His promises. As time allows, lead kids to complete “What’s the Point?” on the activity page.

# JOSEPH TAKEN TO EGYPT

GENESIS 37; 39–46; 50



**KEY PASSAGE:** Genesis 50:20

**BIG PICTURE QUESTION:** Who is in control of everything? God is in control of everything in heaven and on earth. Nothing is outside of God's good plan.

**CHRIST CONNECTION:** Even when bad things were happening in Joseph's life, God had a plan for good. Bad things also happened to Jesus. Jesus never sinned, but He was arrested, beaten, and killed on a cross. Those things happened to bring about our good—so people could be saved from sin and death through Jesus' life, death, and resurrection.

**STORY POINT:** God was always with Joseph and blessed him.



## PRIOR TO TEACHING THE SESSION

### LEADER Bible Study

Today's passage tells of God's faithful covenant being carried from Abraham to Isaac, then to Jacob, and now Joseph. Jacob loved Joseph more than his brothers because he was born to Jacob in his old age. Jacob's favoritism toward Joseph caused the others to feel deep anger toward Joseph.

Beyond Jacob's treatment of Joseph, his sons grew even angrier after hearing of their brother's dream, in which Joseph would reign over each of his siblings and their parents, too. The brothers' jealousy and anger loomed so large that they schemed to take Joseph's life; however, they settled with selling him into slavery instead, making it appear as though an animal had killed him.

In Egypt, Joseph became a slave of the officer Potiphar, who promoted him over his household. God gave Joseph great success in serving his new master. Joseph obeyed God amidst life's challenges, even against the temptation of Potiphar's wife, in which he declared, "...how could I sin against God?" Though this refusal would send Joseph to prison, God was with him and granted him favor despite his terrible circumstances. Even the warden knew God was with him.

God gave Joseph the ability to interpret his fellow prisoners' dreams and Pharaoh's dreams as well. God's sovereign care to be with Joseph and give him the ability to interpret dreams resulted in him being raised to oversee Pharaoh's entire household. As Joseph served Pharaoh, God granted him wisdom to provide grain during a famine, not just for others in the land, but for his brothers as well. This is a full-circle story of God's sovereign provision, faithfulness, and grace through trials.

At the closing of Genesis, Joseph—in the aftermath of slavery, famine, and injustice—declares that God used his brothers' evil plans to bring about flourishing for His people. Joseph extended words of comfort, courage, and kindness his brothers did not deserve.

In Christ, we receive an even greater gift—everlasting life, the undeserved bestowal of immeasurable peace, courage, and kindness. Christ experienced injustice and suffering on our behalf so that we might gain eternal life and redemption. As faithful to God as Joseph was, Jesus is even more faithful, forever renowned as the suffering Servant who takes away our sin. Pray for boys and girls to place their faith in the One who redeems our sins and suffering for His glory and our good.



#### PREPARE

##### THE WEEK PRIOR

Prepare your heart to teach; plan the session



#### WELCOME

##### 10–15 MINUTES

Greet kids and open the session



#### LEARN

##### 25–30 MINUTES

Teach kids the story of the gospel



#### LOVE

##### 15–20 MINUTES

Lead kids to love the God of the gospel



#### LIVE

##### 15–20 MINUTES

Lead kids to live out the mission of the gospel





## PREPARE

### PRIOR TO TEACHING THE SESSION

## GATHER Supplies

Keep a regular supply of the following items available at all times: Bibles, pens or pencils, markers, crayons, colored pencils, scissors, glue or tape, paper.



### WELCOME

#### Activity Page

- ☐ "Journey to Egypt" activity page

#### Session Starter (Option 2)

- ☐ robes, 1 per team



### LOVE

#### Review & Bible Skills

- ☐ Small Group Timeline and Map Set
- ☐ world map



### LEARN

#### Introduce the Session

- ☐ countdown video
- ☐ Story Point Poster

#### Big Picture Question

- ☐ Big Picture Question Poster

#### Review the Timeline

- ☐ Giant Timeline

#### Tell the Bible Story

- ☐ "Joseph Taken to Egypt" video
- ☐ Bible Story Picture Poster

#### Questions from Kids

- ☐ "Unit 3, Session 3" Questions from Kids video

#### Missions Moment

- ☐ "William and Crystal Enete Photos" printable

#### Key Passage Activity

- ☐ Key Passage Poster
- ☐ "God Planned It for Good (Genesis 50:20)" song
- ☐ worship song of your choice (optional)



### LIVE

#### Activity Choice (Option 2)

- ☐ bins, 1 per team
- ☐ bags of uncooked rice, 1 or 2 per team
- ☐ plastic cups, 1 per team
- ☐ brown paper or tarps

#### Journal and Prayer

- ☐ Journal Page
- ☐ "Plan for Good" activity page





## WELCOME Kids

Greet each kid as he or she arrives. Use this time to collect the offering, fill out attendance sheets, build relationships, and help new kids connect to your group.

**SAY** “Have you ever been blamed for something that you didn’t do? What was the situation? How did it make you feel?”

### 1 ACTIVITY PAGE (5 minutes)

Invite kids to complete “Journey to Egypt” activity page.

**SAY** “Today, we will learn how a man named Joseph was sold as a slave and taken to Egypt. But we’ll also see how God continued to be with him in every circumstance.”

### 2 SESSION STARTER (10 minutes)

#### ☐ OPTION 1: IN MY DREAM



Instruct the kids to sit in a large circle. Explain that they are going to describe a “dream story” by each adding parts of the dream. Tell kids that they must repeat the parts of the “dream story” previously said before they add their part. Choose a kid to start the “dream story” and lead him to say, “In my dream, [his part].” For example, he may say, “In my dream, I saw a purple elephant.” Then the next kid might say, “In my dream, I saw a purple elephant who had blue wings.” Go around the circle until all of the kids have recalled each part of the dream and added their part.

**SAY** “Sometimes we can dream some pretty unusual stuff! Today, we will hear about a dream that Joseph had and how this dream made his brothers jealous. We’ll also learn how Joseph was able to interpret dreams through God’s help. These dreams are one way we’ll see how **GOD WAS ALWAYS WITH JOSEPH AND BLESSED HIM.**”

#### ☐ OPTION 2: COAT RELAY

Form kids into two teams and move half of each team to opposite sides of the room. Provide each team with a robe. Tell kids that on your start, the first kid from each team will quickly put on the robe and then run to the kid on their team who is standing at the other end of the room. Tell kids that the kids will then take off their robe and hand it to their teammate, who will then put on the robe and run it back for the next kid to put on. The first team to have every kid put on the robe and run it back to their teammates wins.

**SAY** “The ‘coats’ you put on were simple robes. However, imagine you were given a special coat, one that was worn by kings’ sons. Receiving such an important coat would be an honor. Today, we will learn how Joseph was given a special coat from his father and how his brothers’ jealousy over this gift drove them to sin against Joseph.”





LEARN

## THE STORY OF THE GOSPEL

# INTRODUCE the Bible Story

### 1 INTRODUCE THE SESSION (3 minutes)

Show the countdown video as you transition to introduce the Bible story. Set it to end as the session begins.

**SAY** “Welcome! My name is [your name], and today we get to study a story from God’s Word together. If you have your Bible with you, will you take it out and hold it up high? **[Distribute Bibles to kids who need one.]**

Today, through the story of a man named Joseph, we will see how God is always in control and remains faithful to His promises. We’ll learn that **GOD WAS ALWAYS WITH JOSEPH AND BLESSED HIM.** **[Display the Story Point Poster.]** Let’s pray and ask God to prepare our hearts as we hear from His Word: ‘Lord, thank You for speaking to us through Your Word. Help us know You and trust that You are always in control. In Jesus’ name, amen.’ ”

### 2 BIG PICTURE QUESTION (1 minute)

Display the Big Picture Question Poster.

**SAY** “Who is in control? **[Allow responses.]** That’s right! **God is in control of everything in heaven and on earth. Nothing is outside of God’s good plan.**

Sometimes we might feel that God doesn’t see what’s happening in our lives or that He isn’t in control. But we can’t put our faith in our feelings. We put our faith in the character of God and how His Word shows us that He is in control. In our story, we’ll see how lots of terrible things happened to Joseph, but through it all, God was with Joseph and was working out all the evil for good. ”

### 3 REVIEW THE TIMELINE (1 minute)

Show the Giant Timeline. Point to individual Bible stories as you review.

**SAY** “God promised to make Abraham into a great nation and to bless the world through his family. God began fulfilling this promise with the birth of Abraham’s son Isaac. Then Isaac had two sons, Jacob and Esau. Last week, we learned how God renewed His promise to Abraham with Jacob. In his dream, God came down to Jacob and promised to be with him and keep His promises. The family of Abraham was growing larger as Jacob married and had twelve sons. Today, we will learn about Jacob’s son—Joseph—and how God was always with him. ”



LEARN

## THE STORY OF THE GOSPEL

# LEARN the Bible Story

### 1 TELL THE BIBLE STORY: VIDEO OR STORYTELLER (10 minutes)

Open your Bible to Genesis 37; 39–46; 50:15–21. Use the Bible storytelling tips to help you tell the story, or show the Bible story video “Joseph Taken to Egypt.” Use the bold text to retell or review the story.

### JOSEPH TAKEN TO EGYPT

“ Jacob settled in the land of Canaan, where his father Isaac and grandfather Abraham had settled. **Jacob had 12 sons, but his son Joseph was his favorite. Jacob made Joseph a special robe, and all of Joseph’s brothers were jealous and hated him.**

**Then Joseph shared with his brothers some dreams he had. In these dreams, his brothers and father and mother bowed down to him.** This made his brothers hate him even more. One day, **the brothers decided to get rid of Joseph. They sold him to some men who took him away to Egypt, where he became a servant in the house of a man named Potiphar.**

Joseph served his master Potiphar well, and Potiphar placed him in charge everything he owned. **One day, Potiphar’s wife lied about Joseph, accusing him of doing something he didn’t do. Potiphar was angry, and he put Joseph in prison.**

**While Joseph was in jail, he met a man who had been the cupbearer for Pharaoh, the king of Egypt. This man told Joseph about a strange dream he had. God gave Joseph the ability to understand what the dream meant. This cupbearer would soon be freed from jail and serve the Pharaoh again.** It happened just as Joseph had said!

**Then, Pharaoh had some strange dreams.** In one dream, seven healthy cows were eaten by seven thin, sickly cows. In another dream, seven thin heads of grain swallowed seven healthy heads of grain. **The cupbearer told Pharaoh to send for Joseph.** With God’s help, **Joseph told Pharaoh what the dreams meant:** there would be **seven years of great farming** in the land **followed by seven years of famine**, when no food would grow. **Pharaoh** was so impressed that he **put Joseph in charge of everything in Egypt!**

When the famine came, **Joseph’s father and brothers had no food to eat. They went to Egypt to ask for grain. When they first saw Joseph, they did not recognize him. Then Joseph told his brothers who he was: their brother they had sold into slavery!**

**The brothers were afraid Joseph would be angry with them, but Joseph said, “You planned evil against me, but God planned it for good so that many people would be saved.”**

Christ Connection: Even when bad things were happening in Joseph’s life, God had

### STORYTELLING TIPS

**Active listening:** Invite kids to make an angry face when they hear how someone was jealous or angry.

**Reflect:** Lead kids to reflect on all the ways God showed that He was with Joseph. Tell kids that God was always in control.



## LEARN

### THE STORY OF THE GOSPEL

a plan for good. Bad things also happened to Jesus. Jesus never sinned, but He was arrested, beaten, and killed on a cross. Those things happened to bring about our good—so people could be saved from sin and death through Jesus’ life, death, and resurrection. ”

## 2 REVIEW THE BIBLE STORY

**SAY** “ Why did Joseph’s brothers hate him so much? Look at Genesis 37:3-8. [Choose a volunteer to read Genesis 37:3-8 aloud.] The favoritism that Jacob showed his son, Joseph, caused a lot of problems in their family. His brothers saw how Jacob loved Joseph more. Then his brothers grew even angrier when Joseph shared his dream. The Bible helps us know God, but it also helps us see how people are sinful. Like Jacob and his sons, we can become jealous, angry, and show favoritism as well. Yet, we don’t have to let sin rule our hearts. When we trust in Jesus, He gives us hearts that are able to forgive and love people, no matter how we are treated.

Joseph was thrown in a pit, sold and taken to Egypt, and unjustly thrown into prison. Did God ever abandon Joseph? Look at Genesis 39:21. [Choose a volunteer to read Genesis 39:21 aloud.] No! **GOD WAS ALWAYS WITH JOSEPH AND BLESSED HIM.** The bad things that happen in life don’t mean that God has left us. We can trust that He is with us and is working out His good plans for our lives.

Eventually, we learned how God planned to use the evil against Joseph for good. What good result came from all of Joseph’s troubles? Look at Genesis 50:20. [Choose a volunteer to read Genesis 50:20 aloud.] God saved many people from starving during a famine! Even when bad things were happening in Joseph’s life, God had a plan for good. Bad things also happened to Jesus. Jesus never sinned, but He was arrested, beaten, and killed on a cross. Those things happened to bring about our good—so people could be saved from sin and death through Jesus’ life, death, and resurrection. ”

## 3 GOSPEL DISCUSSION

**SAY** “ God was always with Joseph. Because God was with Joseph and was working for his good, Joseph was able to save many people from a famine. Only faith in Jesus saves us from sin and gives us the hope of life with God forever. Have you trusted in Jesus? Do you have hope of life with God forever? ”

(Tip: Use Scripture and the Gospel Plan Poster to explain how to become a Christian. Make sure kids know when and where they can ask questions.)

## 4 QUESTIONS FROM KIDS (3 minutes)

Show the “Unit 3, Session 3” Questions from Kids video. Prompt kids to discuss:

1. Why does God let bad things happen?
2. Jesus will one day make all things new. How can this truth help you when bad things happen?



LEARN

## THE STORY OF THE GOSPEL

### 5 MISSIONS MOMENT (3 minutes)

Display the “William and Crystal Enete Photos” as you tell kids about the missionaries.

**SAY** “ William and Crystal Enete used creative ways to tell people in Brazil about Jesus, including ventriloquist dolls named Johnny and Sammy. William built the doll named Johnny. Sammy was a professionally made ventriloquist doll donated to the Enetes by a woman in the United States. William used Sammy to tell thousands of people in Brazil, Argentina, Chile, and Uruguay about Jesus. ”

Play a drama game where kids act out these situations: touching a hot stove, petting a soft animal, tasting a sour lemon, eating an ice cream cone, being treated unfairly, hearing the good news of Jesus. Invite kids to guess what others are acting out. Invite a kid to pray, thanking God for people who use their gifts and talents to tell people about Jesus. Pray that others would trust in Jesus, who works everything for the good of those who love Him.

### 6 KEY PASSAGE ACTIVITY (5 minutes)

Show the Key Passage Poster. Lead kids in reading aloud Genesis 50:20 together.

**SAY** “ Our key passage was spoken by Joseph after all that had happened to him. From his brothers’ mistreatment to false imprisonment, Joseph knew that God uses all things—even the bad things—for His good plan. ”

Invite kids to create motions to help them learn the key passage. Consider such motions as making an X with your arms to demonstrate “evil” and two thumbs up to symbolize “good.” Then practice the motions together as a group while saying the key passage aloud.

Lead kids to sing “God Planned It for Good (Genesis 50:20).” You may also choose to sing a worship song of your choice.

### 7 PRAY (2 minutes)

Invite kids to pray before transitioning to Love.

**SAY** “ Dear God, we praise You that You know everything and see everything going on in our lives. Thank You for always being with us. Help us have faith that You are in control and are working all things for Your good plan. Amen. ”

Transition from **LEARN** to **LOVE**







LOVE

THE GOD OF THE GOSPEL

## LOVE God by Applying the Story

### 1 REVIEW & BIBLE SKILLS (5 minutes)

Distribute Bibles and display the Old Testament Mediterranean Map. Show the kids where to find the Table of Contents at the front of their Bible. Explain how they can use the Table of Contents to quickly find a specific book of the Bible and what page it starts on. Practice using the Table of Contents to find Malachi and Ephesians. Then guide kids to open their Bibles to Genesis 37.

Consider comparing the Old Testament Mediterranean Map to a modern-day map to help kids understand where this story took place. (Tip: Locate the areas in and around the modern-day Egypt [H7].) Choose a volunteer to read aloud Genesis 37:28 or ask the kids to follow along as you read the verse aloud.

**SAY** “ Joseph was betrayed by his brothers and sold as a slave for 20 pieces of silver. When Jesus was on earth, His friend Judas betrayed Him for 30 pieces of silver. Yet, the betrayal of both Joseph and Jesus was used by God for good. God planned to use people’s evil plans to bring about the survival of many people. Jesus was betrayed and crucified according to God’s plan so that we could be saved from our sins. Jesus is the greater Joseph who willingly obeyed God’s plan to die on the cross so we could have our sins forgiven. ”

### 2 GROUP DISCUSSION (10 minutes)

Ask the following questions. Lead the group to discuss.

**SAY** “ **GOD WAS ALWAYS WITH JOSEPH AND BLESSED HIM.** How has God shown that He is always with you? ”

Answers will vary. Encourage kids to think about how God provides for them, helps them, and comforts them. Discuss how He has proven His love for us through Jesus and gives us the promises of His presence forever when we trust in Jesus.

(Option: Choose a volunteer to read John 14:16-17.)

**SAY** “ Why don’t we need to seek revenge when someone wrongs us? ”

Remind kids that many terrible things happened to Joseph, but he never sought revenge. Discuss how Joseph even said he was not in the place of God to judge sin. (Genesis 50:19)

Encourage kids to remember that God is in control, and He alone is Judge.

(Option: Choose a volunteer to read 1 Pet. 3:9.)

**SAY** “ How did Joseph show forgiveness? Why should we forgive others? ”

Tell kids that Joseph spoke kindly to his brothers, provided for them, and gave them a home in Egypt. God has made the way for us to be forgiven. Encourage kids to remember the grace God has shown us when they may be tempted to hold a grudge.

(Option: Choose a volunteer to read Eph. 4:32.)

Transition from **LOVE** to **LIVE**





## THE STORY OF THE GOSPEL

### LIVE the Mission

#### 1 ACTIVITY CHOICE (10 minutes)

##### ☐ OPTION 1: OUR BEST GOOD



Form kids into groups of three or four and provide them with a piece of paper and a pen. Challenge groups to think of items that many people consider valuable or important. Then direct kids to write down as many items as they can think of. For example, kids may write cell phones, money, house, car, fame, job, freedom, education, etc. Invite each group to take turns sharing their lists with everyone. Discuss how people might react if these items were taken away.

**SAY** “ The world can influence us to treasure many items. And while these items may not be bad, they are not our best good. Joseph had his freedom and possessions taken from him, yet he continued to trust God. Joseph’s best good wasn’t any earthly blessing, it was the presence of God in his life. The same is true for us. Through faith in Jesus, we receive the best good we could ever have: God Himself. Even if everything is taken away, God is always with us. In Him, we have everything we need. ”

##### ☐ OPTION 2: FORGIVEN

Before the session, pour a bag or two of uncooked rice into three separate bins. Consider laying down brown paper or tarps on the floor of your space to catch any rice that spills. Place the bins of rice at one end of the room. Then place three empty bins at the other end of the room.

Form kids into three teams and lead them to stand next to a bin filled with rice. Instruct teams to form a line. Then give the first kid in each line a plastic cup. On your start, challenge kids from each team to fill their cup with rice, run to the empty bin, pour the rice in the bin, run back to their team, and pass the cup to the next kid. The team to empty their rice bin first is the winner.

**SAY** “ Just as you removed the many grains of rice from one end of the room to the other, Psalm 103:12 tells us that God removes our sins as far as the east is from the west. Joseph forgave his brothers, and through faith in Jesus, God forgives us. ”

#### 2 JOURNAL AND PRAYER (5 minutes)

Distribute journal pages and pencils. Guide kids to think about and answer the questions listed on the page. As kids journal, invite them to share their ideas.

- What does this story teach me about God or the gospel?
- What does the story teach me about myself?
- Are there any commands in this story to obey? How are they for God’s glory and my good?
- Are there promises in this story to remember? How do they help me trust and love God?
- How does this story help me to live on mission better?

Review the gospel and encourage kids to speak with you or another teacher if they have questions. Then pray, thanking God for His presence, His forgiveness, and His goodness in our lives. As time allows, lead kids to complete “Plan for Good” on the activity page.

# THE SUFFERING OF JOB

## JOB



**KEY PASSAGE:** Genesis 50:20

**BIG PICTURE QUESTION:** Who is in control of everything? God is in control of everything in heaven and on earth. Nothing is outside of God's good plan.

**CHRIST CONNECTION:** In his suffering, Job recognized that God is all-powerful and good. When we face suffering, we can hope in God. God sent Jesus, the only truly innocent One, to suffer and die so that everyone who trusts in Him can have forgiveness and eternal life.

**STORY POINT:** God is good even in suffering.



## PRIOR TO TEACHING THE SESSION

### LEADER Bible Study

Job's story is an impactful passage on human suffering and God's sovereign goodness that transcends any circumstance. The book of Job shares of a God-fearing, virtuous man who continually turned from evil. Though he was not sinless, Job was counted righteous by his faith in God until the end.

How does Job respond when unexpected suffering comes to him? How does Job's story encourage us in our own suffering?

In the beginning of Job, we see an interaction between Satan and God, in which the Creator allows Satan to test Job to see if he would continue to follow God amidst suffering. Job would lose his sheep, camels, servants, and children. In response to this loss, Job worshiped God and refused to blame Him. Next, Job would become afflicted by painful boils. Despite Job's tragic sufferings, he refused to speak ill of God, even when his own wife told him to give up his faith.

In the following chapters, Job wrestled with his experiences in suffering, as his three friends tried in vain to comfort and help him in his pain. They could not fathom that Job's suffering did not result from sin. However, another voice, that of Elihu, spoke into Job's circumstances with true wisdom: God is greater than man, holy, and just; only He is righteous and sinless.

God met Job amidst his questions, reminding him of man's place within His created universe. Though people are unworthy of God's goodness, the Creator delights in showcasing His glory to the ones He has made. After Job prayed for his friends, his fortune was not only restored, but it was doubled.

Although God allowed Job to suffer, His hand was there to guide him, and His comfort remained by his side. What we glean from Job's story is that God's righteousness is so much greater than our own, that He is worthy of worship despite our circumstances. In 2 Corinthians 4:17, Paul declared that "our momentary light affliction is producing for us an absolutely incomparable eternal weight of glory."

There is only one truly righteous person who suffered unjustly: Jesus Christ, the Son of God. Help kids see that God is good, and His full worthiness is displayed in Jesus, the only truly righteous One. By faith in His finished work on the cross, we are counted as righteous and granted eternal hope. Pray for the children in your group to experience God's goodness and place their faith in Him alone.



#### PREPARE

##### THE WEEK PRIOR

Prepare your heart to teach; plan the session



#### WELCOME

##### 10–15 MINUTES

Greet kids and open the session



#### LEARN

##### 25–30 MINUTES

Teach kids the story of the gospel



#### LOVE

##### 15–20 MINUTES

Lead kids to love the God of the gospel



#### LIVE

##### 15–20 MINUTES

Lead kids to live out the mission of the gospel





## PREPARE

### PRIOR TO TEACHING THE SESSION

## GATHER Supplies

Keep a regular supply of the following items available at all times: Bibles, pens or pencils, markers, crayons, colored pencils, scissors, glue or tape, paper.



### WELCOME

#### Activity Page

- ☐ "Find It" activity page

#### Session Starter (Option 1)

- ☐ empty soda bottles, two per group
- ☐ soda bottle caps, 1 per group
- ☐ water
- ☐ food color
- ☐ electrical tape or hot glue
- ☐ sharp knife

#### Session Starter (Option 2)

- ☐ candy, 1 piece for each kid



### LOVE

#### Review & Bible Skills

- ☐ Small Group Timeline and Map Set
- ☐ world map



### LIVE

#### Activity Choice (Option 1)

- ☐ balloons, 1 per kid
- ☐ plastic cups, 1 per kid
- ☐ table tennis balls, 1 per kid

#### Activity Choice (Option 2)

- ☐ note cards, 1 per kid

#### Journal and Prayer

- ☐ Journal Page
- ☐ "Job Crossword" activity page



### LEARN

#### Introduce the Session

- ☐ countdown video
- ☐ Story Point Poster

#### Big Picture Question

- ☐ Big Picture Question Poster

#### Review the Timeline

- ☐ Giant Timeline

#### Tell the Bible Story

- ☐ "The Suffering of Job" video
- ☐ Bible Story Picture Poster
- ☐ note cards, 1 per kid (optional)

#### Questions from Kids

- ☐ "Unit 3, Session 4" Questions from Kids video

#### Missions Moment

- ☐ cups of water
- ☐ watercolor paints and paintbrushes

#### Key Passage Activity

- ☐ Key Passage Poster
- ☐ "God Planned It for Good (Genesis 50:20)" song
- ☐ worship song of your choice (optional)





## WELCOME Kids

Greet each kid as he or she arrives. Use this time to collect the offering, fill out attendance sheets, build relationships, and help new kids connect to your group.

**SAY** “Have you ever lost something that was really important or special to you? What was it? How did it make you feel to lose it?”

### 1 ACTIVITY PAGE (5 minutes)

Invite kids to complete “Find It” activity page.

**SAY** “Just as it was hard to see the hidden words, it can be hard to see how God is in control of every circumstance. Today, we will learn how **GOD IS GOOD EVEN IN SUFFERING**.”

### 2 SESSION STARTER (10 minutes)

#### ☐ OPTION 1: WHIRLWIND IN A BOTTLE

Before the session, create a whirlwind bottle for each group of three or four kids. First, gather two empty soda bottles and, using a sharp knife, cut a pea-size hole in one cap. Tape or hot glue the cap upside-down onto a bottle, making sure the opening of the cap is exposed. Fill the other bottle two-thirds full of water and add a drop or two of food color. Place the empty bottle on top of the one with water and connect the bottles together by the cap. Secure the bottles with more tape or hot glue.

Form kids into groups and provide each group with a whirlwind bottle. Invite kids to take turns holding the bottles so that the bottle containing the water is on top and direct kids to swirl the bottle in circular motions to create a whirlwind. Tell kids not to shake the bottle.

**SAY** “Today, we will learn how a man named Job suffered many terrible trials. Yet, he never gave up his faith in God. We’ll see how God spoke to Job out of a whirlwind and reminded Job that He was in control and does what is right. **GOD IS GOOD EVEN IN SUFFERING**.”

#### ☐ OPTION 2: UNSEARCHABLE



Before the session, hide a piece of candy somewhere in the room where no one will find it. Tell kids that you have hidden a piece of candy in the room and whoever finds it gets to eat it. Allow kids to search for the candy, making sure no one finds it. Then after a few minutes, reveal where the candy was hidden, and read Romans 11:33-36.

**SAY** “Similar to how you didn’t know what I knew about where the candy was hidden, God’s Word teaches us that we do not know all that God knows. The full extent of His wisdom is unsearchable or hidden from us because we are not God. But God has shown us that we can trust Him even when do not understand His ways. Today, we will see how a man named Job did not understand all God was doing in his life. But Job discovered that **GOD IS GOOD EVEN IN SUFFERING**.”

Consider giving candy to each kid as a reminder of God’s goodness even when we don’t understand His ways.

Transition from **WELCOME** to **LEARN**





LEARN

## THE STORY OF THE GOSPEL

# INTRODUCE the Bible Story

### 1 INTRODUCE THE SESSION (3 minutes)

Show the countdown video as you transition to introduce the Bible story. Set it to end as the session begins.

**SAY** “Hi, kids! I am so glad you are here! My name is [your name], and today we get to study a story from the Bible together. If you have a Bible with you, will you take it out and place it in your lap? [Distribute Bibles to kids who need one.] We’ll be in a new book of the Bible today called Job. [Assist kids in finding Job.]

Today, we will learn how **GOD IS GOOD EVEN IN SUFFERING**. [Display the Story Point Poster.] Sometimes God’s plans for our life are hard to understand, especially when we suffer. But we can trust His ways and remember that He knows all things and works everything according to His good plan. As we get ready to hear our Bible story, let’s ask God to help our hearts trust Him and His word. [Invite kids to pray with you.] ”

### 2 BIG PICTURE QUESTION (1 minute)

Display the Big Picture Question Poster.

**SAY** “Who is in control? [Allow responses.] **God is in control of everything in heaven and on earth. Nothing is outside of God’s good plan.** Another word we use to describe that God is in control is *sovereign*. When we say God is sovereign, we mean that God is in control of all things, and everything works according to His good plan. In our story today, we will witness how God was sovereign, or in control, of Job’s life—even when Job suffered great loss. ”

### 3 REVIEW THE TIMELINE (1 minute)

Show the Giant Timeline. Point to individual Bible stories as you review.

**SAY** “As we have learned about the lives of Abraham, Isaac, Jacob, and Joseph, we have seen that no matter what happened God was always in control. Even when Abraham didn’t always understand God’s plans or Jacob deceived his brother or Joseph was sold as a slave, God’s good plans were always being accomplished. Through the brokenness of sinful people, God was working His plan to build a family who would one day bring forth the Messiah—Jesus Christ. Today’s story about Job is no different. While Job experienced great suffering, God was still in control and His plans were for good. ”



LEARN

## THE STORY OF THE GOSPEL

# LEARN the Bible Story

### 1 TELL THE BIBLE STORY: VIDEO OR STORYTELLER (10 minutes)

Open your Bible to Job. Use the Bible storytelling tips to help you tell the story, or show the Bible story video “The Suffering of Job.” Use the bold text to retell or review the story.

### THE SUFFERING OF JOB

**“Job was a good man who worshiped God and turned away from evil. He had many children, servants, and animals. One day, God’s enemy, Satan, came to God. God said, ‘Have you seen Job? He is a good man who loves Me and turns away from evil.’”**

**Satan said, “Job only worships You because of how much You have blessed him! If You take away all You have given him, he won’t worship You anymore.” God gave Satan permission to cause suffering in Job’s life.**

Satan sent men to take away Job’s oxen and camels. He sent fire from heaven that killed Job’s sheep. Job’s children and servants died as well. **Job lost everything in one day. Job was very sad, but he still worshiped God.**

**Satan went to God again. “If Job also became sick, he won’t worship You anymore.” So God allowed Satan to harm Job’s body as well. Satan caused Job to have painful sores all over his body!**

Job’s wife said, “Why do you still hold fast to God? Curse God and die!”

Job responded, “Should we only accept good things from God, and not also bad things?”

**Three friends came to Job.** Their names were Eliphaz (EL ih faz), Bildad (BIL dad), and Zophar (ZOH fahr). **These friends thought that Job was being punished for hidden sin. They told him to stop sinning.**

**“I haven’t done anything wrong!” Job said.** Job began to wonder why God would allow him to suffer so much. Had God made a mistake?

**Another man named Elihu (ih LIGH hyoo) came to Job. He reminded Job what was true about God: “God is greater than man. He always does what is right.”**

**Finally, God spoke to Job through a whirlwind. “Were you there when I made the earth?”** God asked. “Can you control the stars or the lightning? Do you give the animals their food each day?”

**Job realized that while he did not understand everything, he could trust God, who is all-powerful and completely good.** Job was sorry he had doubted God.

**God gave Job back everything he had lost and so much more.**

Christ Connection: In his suffering, Job recognized that God is all-powerful and good. When we face suffering, we can hope in God. God sent Jesus, the only truly

### STORYTELLING TIPS

**Display the emotion:** Provide each child with a notecard. On one side direct them to draw a happy face, and on the other side a sad face. As you tell the story, prompt kids to hold up the happy face or sad face based on what is happening in the story.

**Say the story point:** Invite kids to say the story point as you describe Job’s suffering.



## LEARN

### THE STORY OF THE GOSPEL

innocent One, to suffer and die so that everyone who trusts in Him can have forgiveness and eternal life. ”

## 2 REVIEW THE BIBLE STORY

**SAY** “ Job suffered greatly. What were some of the sufferings Job went through? [Allow responses.] He lost his children, his livestock, and he even had painful sores all over his body. Job’s wife told him that he should stop trusting God. Job responded to his wife by saying, ‘Should we only accept good things from God, and not also bad things?’ Job may not have understood what God was doing, but he did know that God was in control. God may allow suffering, but we can trust that His plans are for our good.

Job’s three friends told him that if he stopped sinning, his suffering would end. Did Job’s sin cause his suffering? Look at Job 1:8. [Choose a volunteer to read Job 1:8] God said that Job was a man of good character. Job was a sinner, but his sin didn’t cause his suffering. Still, Job didn’t understand why God allowed him to suffer. What truths did Elihu tell Job? Look at Job 33:12 and Job 34:10. [Choose a volunteer to read Job 33:12 and Job 34:10.] Elihu told Job that God is all-powerful and always does what is right. God never makes mistakes. **GOD IS GOOD EVEN IN SUFFERING.** God never promises that we will understand everything that happens in our lives. But He does promise that He is in control and that He is good. We can trust Him.

Finally, God spoke to Job out of the whirlwind. God told Job that He is the Creator who is all-powerful and wise. His plans and ways are beyond our understanding. What did Job say to God? Look at Job 42:2. [Choose a volunteer to read Job 42:2.] Job came to understand that **God is in control of everything in heaven and on earth. Nothing is outside of God’s good plan.**

In his suffering, Job recognized that God is all-powerful and good. When we face suffering, we can hope in God. God sent Jesus, the only truly innocent One, to suffer and die so that everyone who trusts in Him can have forgiveness and eternal life. ”

## 3 GOSPEL DISCUSSION

**SAY** “ God’s thoughts and ways are higher than our ways. God knew that we could not pay for our sins, so He made the perfect plan to send His only Son, Jesus, to take the punishment our sin deserves. God’s love and good plans for our lives are shown to us through Jesus. I would love to talk with you about how you can put your faith in Jesus and know that He has a good plan for you. ”

(Tip: Use Scripture and the Gospel Plan Poster to explain how to become a Christian. Make sure kids know when and where they can ask questions.)

## 4 QUESTIONS FROM KIDS (3 minutes)

Show the “Unit 3, Session 4” Questions from Kids video. Prompt kids to discuss:

1. How can we encourage our friends when they are having a bad day or going through a tough time?
2. How does Jesus’ suffering on the cross show us that God is all-powerful and good?



LEARN

## THE STORY OF THE GOSPEL

### 5 MISSIONS MOMENT (3 minutes)

**SAY** “ In the final years of the Enetes’ full-time missionary work in Brazil, Crystal painted murals in Brazilian churches. The Enetes retired as full-time missionaries in 1958, but they returned to Brazil many more times to share the gospel. The Enetes loved the people of Brazil and wanted them to know the good plans God had for their lives through Jesus. ”

Provide each kid with a piece of paper, watercolor paint, and paintbrushes. Place cups of water at tables for kids to share. Invite kids to paint a “mural” to share about Jesus. Encourage kids to paint something that can help them tell others how Jesus loves them and is the only way to be saved from sins. Pray, giving thanks to God for missionaries who are following God’s plan for their lives and telling others about Jesus.

### 6 KEY PASSAGE ACTIVITY (5 minutes)

Show the Key Passage Poster. Lead kids in reading aloud Genesis 50:20 together.

**SAY** “ God is good! He works everything, even suffering, for His good plans. ”

Provide each kid with a piece of paper and pen. Lead kids to write down the key passage out of order. Then guide kids to pass their paper to another kid. Instruct kids to look at the paper they received and write the key passage in the correct order at the bottom of the paper.

Lead kids to sing “God Planned It for Good (Genesis 50:20).” You may also choose to sing a worship song of your choice.

### 7 PRAY (2 minutes)

Invite kids to pray before transitioning to Love.

**SAY** “ God, we praise You for Your goodness. Thank You for always being with us and for working out all things according to Your good plan. Even when things are hard, help us trust and love You. Help us share the hope of Jesus with others. Amen. ”

Transition from **LEARN** to **LOVE**







LOVE

THE GOD OF THE GOSPEL

## LOVE God by Applying the Story

### 1 REVIEW & BIBLE SKILLS (5 minutes)

Distribute Bibles and display the Old Testament Mediterranean Map. Guide kids to open their Bibles to Job. Tell kids we are not certain of the exact location of the land of Uz. Explain that some believe it was in modern-day Syria or modern-day Jordan.

Consider comparing the Old Testament Mediterranean Map to a modern-day map to help kids understand where this story took place. (Tip: Locate the areas in and around modern-day Syria or modern-day Jordan.) Choose a volunteer to read aloud Job 42:12 or ask the kids to follow along as you read the verse aloud.

**SAY** “ God allowed Job to suffer greatly. God was always in control and was always good, even when Job suffered. Suffering doesn’t mean God doesn’t love us or that He is not in control. God uses suffering for our good; namely, to help us trust Him and to make us more like Jesus.

God blessed Job with more than he had before his suffering. Even when we endure suffering in this life, God promises a new world where suffering and sin will be no more. Through faith in Jesus, God blesses us more than we can imagine. He gives us forgiveness, new life, and the promise of eternal life with Him. ”

### 2 GROUP DISCUSSION (10 minutes)

Ask the following questions. Lead the group to discuss.

**SAY** “ Does trusting in God and following Him mean we will never suffer? Why? ”

Remind kids that Job was a righteous man who trusted in God, and yet God allowed Him to suffer. Tell kids that Jesus, the only One who never sinned, suffered for our sins. Explain that suffering doesn’t mean God is absent or being cruel or that our faith is not strong enough. Discuss how God always uses suffering for good. Share that God’s plans are best. (Option: Choose a volunteer to read John 16:33.)

**SAY** “ Will God ever fail us? Why not? ”

Discuss how Job’s friends proved to be unhelpful in his suffering. Discuss how God proved to be in control and faithful. Tell kids that God never left Job. Remind kids how God spoke to Job out of the whirlwind and reminded Job that **God is in control of everything in heaven and on earth. Nothing is outside of God’s good plan.** (Option: Choose a volunteer to read Ps. 27:1.)

**SAY** “ How can we share with others that God is good when they go through a hard time? ”

Tell kids that God doesn’t just do good but He is good. Explain that bad things happening don’t change who God is. Share how God has proven His goodness to us through Jesus. Tell kids that we can tell others about how everyone deserves death for their sin. Yet, in God’s goodness, He shows us grace through Jesus. Remind kids that Jesus’ death and resurrection shows us how much God loves us. (Option: Choose a volunteer to read Ps. 84:11.)

Transition from **LOVE** to **LIVE**





## THE STORY OF THE GOSPEL

### LIVE the Mission

#### 1 ACTIVITY CHOICE (10 minutes)

##### ☐ OPTION 1: PERSEVERE



Before the session, cut a balloon and stretch it over a plastic cup. Create one for each kid. Provide kids with a cup covered with a balloon and a table tennis ball. Challenge kids to bounce the ball off their cup into the air and back onto the cup, repeating this action over and over without letting the ball fall to the ground. Then challenge kids to pair up and bounce one ball from cup to cup without letting the ball fall to the ground. Read James 1:2-4 aloud.

**SAY** “ Did you persevere and keep trying even when the challenges were difficult? Today, we learned that Job persevered in his faith even when he suffered. He didn’t lose hope in God. Suffering requires perseverance because we must continue to trust that God is in control and hope in His good plans. **GOD IS GOOD EVEN IN SUFFERING.** He will not disappoint us and will always be faithful. ”

##### ☐ OPTION 2: CARDS TO ENCOURAGE



Provide each kid with a blank notecard. Invite kids to draw pictures and write a note of encouragement for someone who may be suffering or facing difficult times. Provide a few Bible verses for kids to look up and write on their cards such as 2 Corinthians 1:3; Romans 15:13; Psalm 27:13-14; 2 Corinthians 4:17, etc. Encourage kids to write a prayer on their cards as well. Tell kids to hold on to their cards and give it to someone when he or she walks through a difficult time.

**SAY** “ Job’s friends didn’t offer the best comfort when he was suffering. God calls believers to comfort one another and weep with those who weep. When someone is going through a trial, we can be there to pray for them, offer encouraging words, and point them to the hope of Jesus. One day, everything bad will be undone when Jesus returns to make a new world without sin. ”

#### 2 JOURNAL AND PRAYER (5 minutes)

Distribute journal pages and pencils. Guide kids to think about and answer the questions listed on the page. As kids journal, invite them to share their ideas.

- What does this story teach me about God or the gospel?
- What does the story teach me about myself?
- Are there any commands in this story to obey? How are they for God’s glory and my good?
- Are there promises in this story to remember? How do they help me trust and love God?
- How does this story help me to live on mission better?

Review the gospel and encourage kids to speak with you or another teacher if they have questions. Then pray, praising God for His goodness and that He is control. As time allows, lead kids to complete “Job Crossword” on the activity page.



# THE GOSPEL

## GOD'S PLAN FOR US

The gospel is the good news, the message about Christ, the kingdom of God, and salvation. Use these prompts to share the gospel with your kids.



Ask: "Who is in charge at home?" Explain that because God created everything, He is in charge of everything. Read Revelation 4:11.



Ask: "Have you ever done something wrong?" Tell kids that everyone sins, or disobeys God. Our sin separates us from God. Read Romans 3:23.



Explain that God is holy and must punish sin. God sent His Son, Jesus, to take the punishment we deserve. Read John 3:16.



Ask: "What is the best gift you've ever received?" Say that Jesus took our punishment for sin by giving His life, and He gives us His righteousness. God sees us as if we lived the perfect life Jesus lived. This is the best gift ever! Read 2 Corinthians 5:21.



Explain that everyone has a choice to make. Ask: "Will you trust Jesus as your Savior and Lord? You can turn from self and sin and turn to Jesus." Read Romans 10:9-10.



## THE GOSPEL PROJECT

The Gospel Project is designed to help your kids **LEARN** the gospel story of Scripture, **LOVE** the Author and Subject of that gospel story, and then **LIVE** out their part in this ongoing gospel story.

### WE'RE HERE TO HELP!

#### WEEKLY AUDIO HELPS:

*Listen to The Gospel Project for Kids in your favorite podcast app*

#### BLOG:

*[gospelproject.com/blog](http://gospelproject.com/blog)*

#### LET'S BE FRIENDS!

*[facebook.com/groups/gospelprojectforkidscommunity](https://facebook.com/groups/gospelprojectforkidscommunity)*

**Lifeway™ kids**

[gospelproject.com/kids](http://gospelproject.com/kids)



ITEM 005848839