



CREATION AND COVENANT

YOUNGER KIDS LEADER GUIDE



**THE GOSPEL PROJECT FOR KIDS:
YOUNGER KIDS LEADER GUIDE**
VOLUME 1 • CREATION AND COVENANT

Ben Mandrell

President and CEO

Ed Stetzer

Founding Editor

Aaron Wilson

Publishing Team Leader

Sarah McLean

Content Editor

Keith Tyrrell

Graphic Designer

Landry Holmes

Manager, Kids Publishing

Chuck Peters

Director, Kids Ministry

Volume 1 Contributors:

Adrian Buntin, Angela Bush, Sarah Caskey,
Samantha Chaulsett, Will Croushorn,
Christie Davis, Erin Fisher,
Hannah Gebhardt, Charity Gwaltney, Beth Howe,
Matt Morgan, John Murchison, Sonia Plue,
Michael Pritchard, Carolyn Reese, Kristyn Roberts,
Lee Ann Roberts, Megan Starnes, Beth Steward,
Becky Suggs, Glynnis Wadsworth,
Rebecca Ann Wicker, Jennifer Williams

© 2024 Lifeway Press®

Send questions/comments by email to
gospelproject.kids@lifeway.com, or mail to

Publishing Team Leader

The Gospel Project for Kids
200 Powell Place, Suite 100, Brentwood, TN 37027-7707

Or make comments on the Web at www.lifeway.com

ISBN: 979-8-3845-0384-2
Item 005848838

Printed in the United States of America. No part of this work may be reproduced or transmitted in any form or by any means, electronic or mechanical, including photocopying and recording, or by any information storage or retrieval system, except as may be expressly permitted in writing by the publisher. Requests for permission should be addressed in writing to Lifeway Press®, 200 Powell Place, Suite 100, Brentwood, TN 37027-7707.

We believe that the Bible has God for its author; salvation for its end; and truth, without any mixture of error, for its matter and that all Scripture is totally true and trustworthy. To review Lifeway's doctrinal guideline, please visit www.lifeway.com/doctrinalguideline. Unless otherwise indicated, all Scripture quotations are taken from the Christian Standard Bible®, Copyright 2017 by Holman Bible Publishers. Used by permission.

TABLE OF CONTENTS



Unit 1: God Rules Over Creation

| | |
|--|-----------|
| Session 1: God Created the World (<i>Genesis 1–2</i>) | 6 |
| Session 2: Sin Entered the World (<i>Genesis 2–3</i>) | 16 |
| Session 3: The First Family (<i>Genesis 4</i>) | 26 |
| Session 4: The Great Flood (<i>Genesis 6–9</i>) | 36 |
| Session 5: The Tower of Babel (<i>Genesis 11</i>) | 46 |



Unit 2: God Made a Promise

| | |
|---|-----------|
| Session 1: Abram Followed God (<i>Genesis 11–13</i>) | 56 |
| Session 2: God's Covenant with Abraham (<i>Genesis 12; 15; 17</i>) | 66 |
| Session 3: Abraham and Isaac (<i>Genesis 22</i>) | 76 |
| Session 4: A Wife for Isaac (<i>Genesis 24–25</i>) | 86 |



Unit 3: God Is in Control

| | |
|--|------------|
| Session 1: Jacob and Esau (<i>Genesis 25; 27</i>) | 96 |
| Session 2: Jacob Fled from Canaan (<i>Genesis 28; 32</i>) | 106 |
| Session 3: Joseph Taken to Egypt (<i>Genesis 37; 39–46; 50</i>) | 116 |
| Session 4: The Suffering of Job (<i>Job</i>) | 126 |



SESSION AT A GLANCE



PREPARE

- **Read the Leader Bible Study and Bible story**, including the Christ Connection. For additional help for preparing, visit www.gospelproject.com.
- **Familiarize yourself with the session content**, noting which activity options will work best in your context.
- **Gather and prepare session supplies**, including posters, videos, and activity printables as needed.
- **Contact families and pray for your kids** during the week.



WELCOME

- **Greet kids** as they arrive, **build relationships**, and **help new kids** connect to the group.
- Guide kids to complete the **Activity Page**, and choose one of the **Session Starter Activities** to introduce this week's story.



LEARN

- **Help kids understand the Bible story** and how it relates to God's big story of Scripture. During this portion of the session, focus on what the kids should believe—what God wants our kids to know about the Bible story, Big Picture Question and Answer, and Key Passage.



LOVE

- **Help kids respond appropriately to the Bible story** by growing in their love for God and considering how to apply it to their own lives. During this portion of the session, focus on what the kids should feel—how God wants our kids to respond based on what they believe.



LIVE

- **Help kids find ways to live on mission** and make much of God in response to the Bible story. During this portion of the session, focus on what the kids should do—how God wants our kids to be different based on what they know about God and their growing love for Him.

NOTABLE FEATURES

Suggested Times

Each session is designed to be completed in 60–75 minutes but can be shortened or lengthened as needed.

Story Points

Each session will include a story point for preschoolers and kids that reinforces a key emphasis from the Bible story. Story points will provide a simple, memorable truth for preschoolers and kids to take away from teaching time.

Missions

The missions content is designed to help kids understand God's ongoing mission to rescue sinners around the world. This content can be customized or replaced with your church's own missions efforts if desired.

Big Picture Questions and Answers

Big picture questions and answers are designed to help preschoolers and kids learn important doctrines of the Christian faith. Each unit contains a big picture question and answer to help kids understand theological concepts organized around six overarching categories: God, people, Jesus, the Bible, the church, and the Christian life.


Make It Fit

Each session provides flexibility for customization based on the needs and structure of your kids ministry. The Learn portion contains most, or all, of the videos and music, making it ideal for a large group gathering with the Welcome, Love, and Live portions working well for small groups. Alternatively, the entire session can be completed in small groups or as one large group.

QUICK REFERENCE

Here is where you will be able to find all of the resources you will need:

| | Additional Resources GospelProject.com | Ministry Starter Kit | | | Digital Subscription |
|---------------------|--|----------------------|------------|----------|----------------------|
| | | DVD | Files Disc | Music CD | |
| Activity Printables | ✓ | | ✓ | | ✓ |
| Posters | | | ✓ | | ✓ |
| Videos | | ✓ | ✓ | | ✓ |
| Music | | | | ✓ | ✓ |
| Activity Pages | Purchase at www.gospelproject.com | | | | ✓ |
| Big Picture Cards | Purchase at www.gospelproject.com | | | | ✓ |



VOLUME 1 - CREATION AND COVENANT

The Bible begins with creation. God created everything for His glory. When sin entered the world through Adam and Eve, God made a promise and set into motion His plan to redeem His people through His Son, Jesus Christ—a descendant of Abraham.

UNIT 1: GOD RULES OVER CREATION

God created the universe out of nothing. The eternal God rules over His creation. Everything was created to give glory to God the Father through His Son, Jesus, but people chose to reject God's good plan. The whole Bible reveals how Jesus came to restore the relationship between God and humanity.

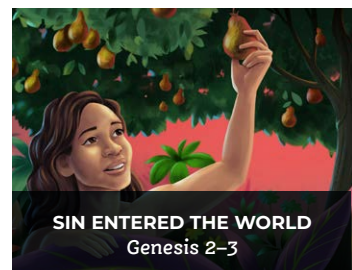
Who is God? God is our Creator and the King of everything.

SESSION 1



GOD CREATED THE WORLD
Genesis 1-2

SESSION 2



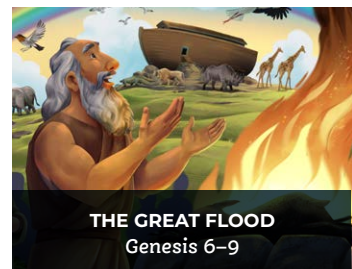
SIN ENTERED THE WORLD
Genesis 2-3

SESSION 3




THE FIRST FAMILY
Genesis 4

SESSION 4



THE GREAT FLOOD
Genesis 6-9

SESSION 5



THE TOWER OF BABEL
Genesis 11

UNIT 2: GOD MADE A PROMISE

God's faithfulness is demonstrated in His fulfillment of the promises He made to Abraham, Isaac, and Jacob. The promises of God are not dependent upon the understanding or faithfulness of man. He is always faithful to keep His promises. God's covenant with Abraham, that all people would be blessed through his family, is a promise that points to Jesus as the hope of the world.

Does God keep His promises? Yes, God always keeps His promises because He is faithful.

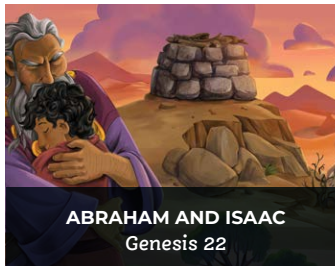
SESSION 1



SESSION 2



SESSION 3



SESSION 4

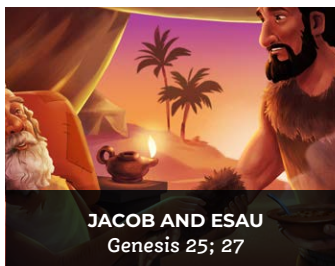


UNIT 3: GOD IS IN CONTROL

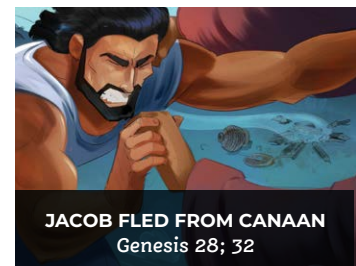
God is in control of all things in heaven and on earth. Nothing is outside of His good plan. We see this in the lives of Jacob, Joseph, and Job. God is a faithful promise keeper who is always present with His people despite their difficulties and suffering.

Who is in control of everything? God is in control of everything in heaven and on earth. Nothing is outside of God's good plan.

SESSION 1



SESSION 2



SESSION 3



SESSION 4



UNIT 1 | SESSION 1

GOD CREATED THE WORLD

GENESIS 1-2



KEY PASSAGE: Psalm 104:24

BIG PICTURE QUESTION: Who is God? God is our Creator and the King of everything.

CHRIST CONNECTION: By faith, we believe that God created the whole world by His word. (Hebrews 11:3) Jesus, the Word of God, is Lord over all of creation. Everything was created by Him and for Him. The Son has always existed, and He holds everything together. (Colossians 1:16-17)

STORY POINT: God created everything for His glory.



PRIOR TO TEACHING THE SESSION

LEADER Bible Study

In Genesis 1–2, we encounter one of Scripture’s most well-known passages: the creation story. This account is not a mere children’s story; it is foundational to understanding our God as Creator. Faith is a necessary component of believing this biblical account and in trusting the goodness of the triune God whose hand has been at work since the beginning.

So, how do we find Jesus within the creation account?

To understand Jesus within the context of Genesis 1–2, we must focus on how God chose to create the heavens and the earth. He did not simply point at the formless void and silently fashion it into existence; rather, He used His voice to speak. Hebrews 11:3 declares, “By faith we understand that the universe was created by the word of God, so that what is seen was made from things that are not visible.” God spoke, and creation was formed.

Throughout the New Testament, Jesus is referred to as “the Word of God,” meaning He is the fulfillment of God’s promises made manifest in the world. Because we know that God has always existed as three-in-one, we can know that Jesus, the Word, was there at the dawn of creation and present as the Father spoke and the Spirit hovered over the waters (Genesis 1:1–3). Later in Genesis 1:26, God says, “Let us make man in our image, according to our likeness.” We see that mankind was created in the image of our three-Person God, this verse recognizing the Trinity’s presence.

The apostle Paul later wrote in Colossians 1:16–17 that everything was created by Jesus, through Jesus, and for Jesus. He was before creation, and by Him all things are held together; the Word has been present since the beginning.

As you prepare this session, pray that God makes His truths known to the children whom you teach. Ask for clarity in your words as you proclaim His truths. May God grant faith to the hearers of this Bible story, that the simplicity of the creation account would take root in their hearts that He created, just as His words took form in the beginning.



PREPARE

THE WEEK PRIOR

Prepare your heart to teach; plan the session



WELCOME

10–15 MINUTES

Greet kids and open the session



LEARN

25–30 MINUTES

Teach kids the story of the gospel



LOVE

15–20 MINUTES

Lead kids to love the God of the gospel



LIVE

15–20 MINUTES

Lead kids to live out the mission of the gospel



PREPARE

PRIOR TO TEACHING THE SESSION

GATHER Supplies

Keep a regular supply of the following items available at all times: Bibles, pens or pencils, markers, crayons, colored pencils, scissors, glue or tape, paper.



WELCOME

Activity Page

- ☐ "Complete Creation" activity page

Session Starter (Option 1)

- ☐ dry erase board
- ☐ dry erase marker

Session Starter (Option 2)

- ☐ flashlights, 1 per group
- ☐ small compact mirrors, 1 per group



LOVE

Review & Bible Skills

- ☐ Small Group Timeline and Map Set (optional)



LIVE

Activity Choice (Option 1)

- ☐ "Wonders of Creation" printable

Activity Choice (Option 2)

- ☐ dry erase board and marker
- ☐ play dough canisters, 1 per kid

Reflection and Prayer

- ☐ Bible Story Coloring Page (optional)



LEARN

Introduce the Session

- ☐ countdown video
- ☐ Story Point Poster

Big Picture Question

- ☐ Big Picture Question Poster

Review the Timeline

- ☐ Giant Timeline

Tell the Bible Story

- ☐ "God Created the World" video
- ☐ Bible Story Picture Poster
- ☐ dry erase board and marker (optional)

Questions from Kids

- ☐ "Unit 1, Session 1" Questions from Kids video

Missions Moment

- ☐ "All about the Americas" missions video

Key Passage Activity

- ☐ Key Passage Poster
- ☐ "Countless (Psalm 104:24)" song
- ☐ worship song of your choice (optional)
- ☐ inflatable globe ball



WELCOME Kids

Greet each kid as he or she arrives. Use this time to collect the offering, fill out attendance sheets, build relationships, and help new kids connect to your group.

SAY “What do you like about the world God made? Do you like looking at the stars or swimming in the ocean? What do you find amazing, interesting, or even silly about animals?”

1 ACTIVITY PAGE (5 minutes)

Invite kids to complete “Complete Creation” activity page.

SAY “Your finished pictures show the creation God made. Today, we will learn that God, our King and Creator, made the whole world in six days and then rested on the seventh day.”

2 SESSION STARTER (10 minutes)

☐ OPTION 1: MADE FOR A PURPOSE



Before the session, draw the following pictures on a dry erase board: sun, tree, river, apple, honeybee, and a person. Form kids into groups of three or four. Allow groups two minutes to discuss what each picture is created to do. For example, the sun gives us light, warmth, and helps plants grow. A tree can grow fruit, provide shade, and be a home to animals. Honeybees make honey and pollinate. Then invite groups to share their responses.

SAY “Every picture is something God made and has a purpose for in this world. The sun gives us light and warmth, while a tree provides shade, fruit, and can be a home to animals. While all created things have different purposes, there is one purpose they all have in common: **GOD CREATED EVERYTHING FOR HIS GLORY**. Today, we’ll learn how God created the world and everything in it to show how great He is because He is King over all.”

☐ OPTION 2: REFLECT IT!

Form kids into groups of three or four. Provide each group with a flashlight and a small mirror. Lead kids in each group to take turns holding the mirror in one hand and the flashlight in the other. Tell kids to shine the flashlight onto the mirror while rotating the mirror around. Explain that the light reflects off the mirror and shines onto different parts of the room. Consider challenging kids to “hit” specific places of the room using the reflected light.

SAY “While your mirrors were not the source of the light, they were able to reflect the light and allow it to shine throughout the room. When God formed the world, He made a very special creation—people! Like the mirrors you used, people were created to reflect God. This doesn’t mean we look like God, but rather we show others what God is like. We can reflect His goodness, kindness, holiness, creativity, and so much more. Let’s learn more about how God made people.”





LEARN

THE STORY OF THE GOSPEL

INTRODUCE the Bible Story

1 INTRODUCE THE SESSION (3 minutes)

Show the countdown video as you transition to introduce the Bible story. Set it to end as the session begins.

SAY “Welcome, kids! My name is [your name], and I am so excited you are here. Together, we get to study true stories from the Bible. The Bible is God’s Word. By reading our Bibles, we come to know who God is, how He loves us, and how He has made a way to save us through Jesus. The Bible also teaches us how the whole world was made. In fact, today we will be reading from Genesis 1 as we discover how **GOD CREATED EVERYTHING FOR HIS GLORY**. [Display the Story Point Poster.]

Did you bring your Bible with you? If so, please hold it up. [Distribute Bibles to kids who need one.] Today, as we learn about how God created the world, let’s prepare our hearts to hear from God’s Word. Pray with me: ‘Dear God, please open our ears to listen and our eyes to see the truth from Your Word. Give us hearts to believe. Amen.’ ”

2 BIG PICTURE QUESTION (1 minute)

Display the Big Picture Question Poster.

SAY “Each week, we will have a big picture question and answer we will learn together. [Display the Big Picture Question Poster.] Over the next few weeks, we will ask the question, **Who is God?** Who do you think God is? [Allow responses.] The answer we will learn is, **God is our Creator and the King of everything**.

God has always existed. Before the world was created, there was God. He is the Creator because He made the world and everything in it. He is King because everything is made for Him, and He rules over it all. As Creator and King, **GOD CREATED EVERYTHING FOR HIS GLORY**. This means that all of creation was made to show how great, beautiful, good, and perfect God is. ”

3 REVIEW THE TIMELINE (1 minute)

Show the Giant Timeline. Point to individual Bible stories as you review.

SAY “This week, we start at the beginning of our timeline. [Point to the timeline.] Our timeline helps us understand how all the stories of the Bible fit together to tell one big story. As we read these stories, we’ll learn how all people have sinned because we all disobey God. But the timeline also reminds us of God’s promise to save people from sin and how He has been faithful to this promise.

The Bible says in Genesis 1:1, ‘In the beginning God created the heavens and the earth.’ The beginning starts with God because He has always existed. Everything that was made was created by Him. Today, as we hear our Bible story, we can remember that we can trust that the world and everything in it was created by God. (Hebrews 11:3) ”



LEARN

THE STORY OF THE GOSPEL

LEARN the Bible Story

1 TELL THE BIBLE STORY: VIDEO OR STORYTELLER (10 minutes)

Open your Bible to Genesis 1:1–2:7,18-25. Use the Bible storytelling tips to help you tell the story, or show the Bible story video “God Created the World.” Use the bold text to retell or review the story.

GOD CREATED THE WORLD

“In the beginning, God created the heavens and the earth. The earth was formless and empty. Darkness covered the ocean, and the Spirit of God hovered over the surface of the water. Then **God said, “Let there be light,” and there was light. God saw that the light was good, and God separated the light from the darkness. God called the light “day,” and He called the darkness “night.”** There was an evening, and there was a morning. **That was the first day.**

God separated the waters that were on the surface of the earth from the waters that were above the earth. He called the space above the earth “sky.” Evening came and then morning: **that was the second day.**

God created dry land on the earth. He gathered the waters and called them “seas.” God commanded the earth to grow plants and trees. God saw that His creation was good. That was the third day.

Next, God put lights in the sky—a sun to shine during the day and the moon and stars to shine at night. God saw that His creation was good. Evening came and then morning: **that was the fourth day.**

God created sea creatures and birds. This creation was good, too. God commanded them to multiply, to fill the seas and the earth. Evening came and then morning: **that was the fifth day.**

Then God created animals like livestock and wildlife. God saw that His creation was good.

Finally, God said, “Let us make man in our image, according to our likeness.” God created people differently from everything else He created. People were God’s special creation because they were made in His image. **God took dust from the ground and made a man. God breathed His very own breath into the man, and the man became alive. God made a garden and put the man there. He grew trees to give food for the man, and He told the man to work in the garden and take care of it.**

Then God said, “It is not good for the man to be alone. I will make a helper for him.” God caused the man to fall into a deep sleep. **God took a rib from the man and created a woman to be the man’s helper and wife. God named the man and woman Adam and Eve.** He blessed them and commanded them to multiply, fill the earth, and rule over creation.

STORYTELLING TIPS

Use pictures: On a dry erase board, draw pictures of what God created each day as you tell the story.

Repeat it: Lead kids to repeat that the creation God made was good by inviting them to say, “It was good!” after you say it in the Bible story.



LEARN

THE STORY OF THE GOSPEL

God saw all that He had made, and it was very good. Evening came and then morning: that was the sixth day. Creation was complete, so God blessed the seventh day and declared it holy. **On that seventh day, God rested.**

Christ Connection: By faith, we believe that God created the whole world by His word. (Hebrews 11:3) Jesus, the Word of God, is Lord over all of creation. Everything was created by Him and for Him. The Son has always existed, and He holds everything together. (Colossians 1:16-17) ”

2 REVIEW THE BIBLE STORY

SAY “ Before anything was created, only God existed. But then God did something amazing! He created the world and everything in it. God made created things just by speaking. God’s words hold power to create something from nothing. God made everything, and He is the boss of everything because He is King.

During the six days of creation, God made many things. What did God create? [Allow responses.] Yes, God made light, oceans, land, sky, the sun, all kinds of animals, and even people. Everything that exists in creation was made by God for His glory. This means that everything is made to show how great God is!

When God made people, He created them male and female in His image. God chose to make people special and different from the rest of creation. What does it mean to be made in God’s image? [Allow responses.] People were made to know, love, and reflect God. They were created to show others what God is like. People were also made to rule like God. He gave them a special job of taking care of creation.

Finally, on the seventh day of creation, God rested. The seventh day was a special day for people to remember that God made everything and to focus their attention on Him. Everything He made was very good and displayed His glory. **GOD CREATED EVERYTHING FOR HIS GLORY.**

By faith, we believe that God created the whole world by His command. (Hebrews 11:3) Jesus is Lord over all of creation. Everything was created by Him and for Him. The Son has always existed, and He holds everything together. (Colossians 1:16-17) ”

3 GOSPEL DISCUSSION

SAY “ The Bible tells us that Jesus is God. Jesus spoke and created the whole world and everything in it. Jesus is the King who rules over creation. Jesus is a good King who loves us and who laid down His life to save us. Has Jesus become the King of your life? I’d be happy to share more about how to trust in Jesus and how He can become your Lord and Savior. ”

(Tip: Use Scripture and the Gospel Plan Poster to explain how to become a Christian. Make sure kids know when and where they can ask questions.)



LEARN

THE STORY OF THE GOSPEL

4 QUESTIONS FROM KIDS (3 minutes)

Show the “Unit 1, Session 1” Questions from Kids video. Prompt kids to discuss:

1. How can one God make the whole world?
2. How does creation show us God’s glory?

5 MISSIONS MOMENT (3 minutes)

SAY “**GOD CREATED EVERYTHING FOR HIS GLORY.** He made people in His own image, and He wants everyone to know and love Him. That’s why Eric and Ramona Reese are serving as missionaries in Brazil. A missionary is a Christian chosen by God who goes to tell another group of people about Jesus. The Reeses tell others about God even when it is difficult.”

Show the “All about the Americas” missions video. Then pray for Eric, Ramona, and their daughters—Gloria and Alicia. Ask God to bless their relationships in Brazil and to open the hearts of everyone who hears the good news about Jesus.

6 KEY PASSAGE ACTIVITY (5 minutes)

Before the session, obtain an inflatable globe ball and fill it with air. Show the Key Passage Poster. Lead kids in reading aloud Psalm 104:24 together.

SAY “Our key passage reminds us that God has made everything, and the whole earth is full of creatures that show His glory. From the tiny ant to the tallest mountain, everything exists because God made it.”

Lead kids to sit in a circle. Say the first word of the key passage and then toss the globe ball to a kid in the circle. Direct her to say the next word of the key passage and toss the ball to someone else. Continue tossing the ball and saying the key passage until it is complete.

Lead kids to sing “Countless (Psalm 104:24).” You may also choose to sing a worship song of your choice.

7 PRAY (2 minutes)

Invite kids to pray before transitioning to Love.

SAY “Dear God, You are powerful and good. We praise You for all You have made. Thank You for creating a beautiful world for us to enjoy. Help us show others Your goodness and tell them about Your Son, Jesus. Amen.”





LOVE

THE GOD OF THE GOSPEL

LOVE God by Applying the Story

1 REVIEW & BIBLE SKILLS (5 minutes)

Distribute Bibles and display the Old Testament Mediterranean Map. Guide kids to open their Bibles to Genesis 1. Explain that the Bible is God's Word to us and it helps us know Him. Remind kids that we were created to know God and bring Him glory. Consider explaining how God's Word is made up of the Old and New Testaments. Tell kids that the Old Testament has 39 books and the New Testament has 27 books.

Consider pointing out the location of the Euphrates River (E11) on the Old Testament Mediterranean Map. Choose a volunteer to read aloud Genesis 1:26-28 or ask the kids to follow along as you read the verses aloud.

SAY “ Everything God made was good. But God made people special. People were made to know and love God. And we can know and love God because He made us in His image. God also gave people an important job. God told Adam and Eve, the first people created, to rule the earth and the creatures in it. They were made to be like the King who made them and to rule like Him.

Today, we have the same job. **GOD CREATED EVERYTHING FOR HIS GLORY.** We glorify or praise God when we show others what He is like and live in a way that points others to Him. We'll learn more next week about how we can't do this perfectly because of sin. But there's good news! God sent His Son, Jesus, who is the perfect image of God, to save us from sin. Through faith in Jesus, we can show others what God is like. ”

2 GROUP DISCUSSION (10 minutes)

Ask the following questions. Lead the group to discuss.

SAY “ What is something in creation that helps you see how great God is? ”

Lead kids to understand how God created a world filled with amazing creatures and sights. From cute puppies to ferocious tigers, we can look at creation and see how it all shows us how God is powerful, creative, kind, good, and awesome. Discuss how the whole world declares the glory of God.

SAY “ Why do you think God said that His creation was good? ”

Discuss how everything God does is good because He is a good God. Tell kids that everything God made was also good because it served the purpose He created it for and was not affected by sin. Tell kids that God alone has the authority to judge what is good and what is not because He is King and Creator.

SAY “ John 1:3 tells us that Jesus created all things. How is Jesus the Creator? Is Jesus God? ”

Tell kids that Jesus is God. Explain that before Jesus came to earth as a man, He has always existed as God. Discuss how God exists as the Father, the Son, and the Holy Spirit. Remind kids that Jesus not only created everything, but that everything exists for Him.

Transition from **LOVE** to **LIVE**





THE STORY OF THE GOSPEL

LIVE the Mission

1 ACTIVITY CHOICE (10 minutes)

☐ OPTION 1: WONDERS OF CREATION



Before the session, tape the pictures from the “Wonders of Creation” printable on a wall. Provide kids with a piece of paper and a pencil. Invite kids to look at each picture and decide which ones they think are more amazing than others. Lead kids to write the number of each picture on their paper in order from most amazing to least amazing. Encourage kids to share how they ranked the pictures and why.

SAY “ The earth is full of God’s amazing works. From the beauty of outer space to the silliest looking bird, all of creation shows us how great God is! **GOD CREATED EVERYTHING FOR HIS GLORY.** When we look at creation, we should be amazed by our great God. He is good and made a good world for us to live in because He loves us. ”

☐ OPTION 2: GOD MADE ...

On a dry erase board, write Days 1–6 as column titles. Under each column write things God created on that day. Provide each kid with a canister of play dough. Direct kids to listen for a day you will call out and then create something God made on that day using their play dough. For example, if you call out “Day 3,” kids could create a tree, a flower, a bush, etc. For Day 1, kids could spell out day or night using their play dough. Continue calling out different days until each day has been said. Repeat as time allows, encouraging kids to make a different creation than they did before.

SAY “ On each day of creation, God made something from nothing. Our big picture question is, **Who is God?** Do you remember the answer? [Allow responses.] **God is our Creator and the King of everything.** Learning about how God made the world and everything in it helps us understand that He rules over it too. We can praise Him and choose to know and love Him. God is a good King who sent His Son, Jesus, to save us from sin. ”

2 REFLECTION AND PRAYER (5 minutes)


Distribute a sheet of paper and pencil to each kid. Ask the kids to write about or draw a picture to answer the following questions:

- What does this story teach me about God or the gospel?
- What does this story teach me about myself?
- Who can I tell about this story?

Be sure to send the sheets home with the kids along with the activity pages so parents can continue to discuss the Bible story with their kids. If time remains, take prayer requests or allow kids to complete the Bible story coloring page. Pray for your group.

SIN ENTERED THE WORLD

GENESIS 2-3



KEY PASSAGE: Psalm 104:24

BIG PICTURE QUESTION: Who is God? God is our Creator and the King of everything.

CHRIST CONNECTION: Adam and Eve sinned when they rejected God's good plan and disobeyed His command. Sin separates people from God, but God didn't leave them without hope. God sent His Son, Jesus, to live as Adam didn't—perfectly sinless. God the Son came to earth as a man to rescue people from sin.

STORY POINT: Sin is disobeying God and His commands.



PREPARE

PRIOR TO TEACHING THE SESSION

LEADER Bible Study

Genesis 2–3 recounts sin’s entrance into the world through Adam and Eve’s disobedience. From the earliest pages of the Old Testament, we are introduced to the gravity of sin and mankind’s need for redemption—a redemption promised by God through an offspring of Eve. A Rescuer would come to undo the curse of sin and crush the serpent.

How has God provided for His people since the beginning of time, from before the fall of man until this very moment? What evidence do we see of His kindness and care—especially in light of Christ?

God revealed His glory through Eden, a thriving garden where His people’s needs were lovingly met. His beautiful creation was all theirs for the taking with only one exception: “... you must not eat from the tree of the knowledge of good and evil, for on the day you eat from it, you will certainly die” (Genesis 2:17). God’s command was not a means to withhold good. Rather, His command was for their good. That is, by obeying Him, they would actually find life.

When faced with the serpent’s lies, Adam and Eve failed to believe God’s words. They were enticed by the fruit’s appearance, the proposition to be like God, and the allurements of obtaining wisdom. Their eyes had indeed been opened to the knowledge of good and evil; however, because they disobeyed God’s command, they would now experience sin’s consequences and the reality of death.

Despite His people’s disobedience, God sought them in their sin. He provided them with clothing from animal skins to cover their nakedness and shame. However, the sacrifice of this animal was not a once-and-for-all event, but the foreshadowing of a greater death to repair this severed relationship between God and man—Christ’s sacrifice on the cross. God’s merciful promise in Genesis 3:15 provides all people with the opportunity to be freed from the curse of sin and find life in Christ. As Romans 5:19 reminds us, “For just as through one man’s disobedience the many were made sinners, so also through the one man’s obedience the many will be made righteous.”

While you ponder today’s truths, take time to meditate on God’s care for His people—from the beauty of creation to the mercy revealed in Jesus’ sacrifice. Consider God’s provision in redeeming His people and drawing close despite their sin. May you teach His truths clearly, your own faith made evident to the boys and girls learning from you today.



PREPARE

THE WEEK PRIOR

Prepare your heart to teach; plan the session



WELCOME

10–15 MINUTES

Greet kids and open the session



LEARN

25–30 MINUTES

Teach kids the story of the gospel



LOVE

15–20 MINUTES

Lead kids to love the God of the gospel



LIVE

15–20 MINUTES

Lead kids to live out the mission of the gospel



PREPARE

PRIOR TO TEACHING THE SESSION

GATHER Supplies

Keep a regular supply of the following items available at all times: Bibles, pens or pencils, markers, crayons, colored pencils, scissors, glue or tape, paper.



WELCOME

Activity Page

- ☐ "The Fall" activity page

Session Starter (Option 1)

- ☐ petroleum jelly
- ☐ cotton swab
- ☐ black lights, 1 per group

Session Starter (Option 2)

- ☐ painter's tape



LOVE

Review & Bible Skills

- ☐ Small Group Timeline and Map Set (optional)



LIVE

Activity Choice (Option 2)

- ☐ "Big Story Game" printable, 1 per pair
- ☐ pennies or other game pieces, 1 per kid
- ☐ dice, 1 per pair

Reflection and Prayer

- ☐ Bible Story Coloring Page (optional)



LEARN

Introduce the Session

- ☐ countdown video
- ☐ Story Point Poster

Big Picture Question

- ☐ Big Picture Question Poster

Review the Timeline

- ☐ Giant Timeline

Tell the Bible Story

- ☐ "Sin Entered the World" video
- ☐ Bible Story Picture Poster
- ☐ piece of cloth (optional)

Questions from Kids

- ☐ "Unit 1, Session 2" Questions from Kids video

Missions Moment

- ☐ "Reese Family Photo" printable
- ☐ globe or world map

Key Passage Activity

- ☐ Key Passage Poster
- ☐ "Countless (Psalm 104:24)" song
- ☐ worship song of your choice (optional)



WELCOME Kids

Greet each kid as he or she arrives. Use this time to collect the offering, fill out attendance sheets, build relationships, and help new kids connect to your group.

SAY “What are some rules you have in your home or at school? Why do you have these rules? Do you always obey them? Why?”

1 ACTIVITY PAGE (5 minutes)

Invite kids to complete “The Fall” activity page.

SAY “Today, we will learn how sin entered the world through Adam and Eve’s disobedience. Now, all people have sinned.”

2 SESSION STARTER (10 minutes)

☐ OPTION 1: WHERE IS IT?

Before the session, use a cotton swab to draw pictures with petroleum jelly on five pieces of white paper. For example, you might draw a heart, a sun, a snake, a tree, etc. Be sure to not saturate the paper with the jelly.

Tape the papers to a wall. Form kids into groups of three or four and give each group a black light. Invite groups to use their black lights to uncover the hidden pictures on the paper. After all groups have found the hidden pictures, invite kids to tell you what pictures they saw.

SAY “At first, the pictures were ‘hidden.’ But when you used your special light, you uncovered them. In today’s Bible story, we will learn how Adam and Eve tried to hide from God because they sinned. **SIN IS DISOBEYING GOD AND HIS COMMANDS.** But Adam and Eve couldn’t hide from God. God sees and knows everything. God also comes to find sinners because He wants to show them forgiveness. Let’s get ready to learn about a promise God made to save people from sin.”

☐ OPTION 2: FALL SHORT



Before the session, place a piece of painter’s tape on a wall, close to the ceiling. Make sure the tape is high enough so kids will not be able to reach it. Lead kids to line up about 4 feet from the wall. Instruct kids to take a running start and jump to touch the tape. Allow each kid an opportunity to try. Then lead kids to step back about 6 feet from the wall and try again.

SAY “Even when you had a longer running start, no one was able to reach the tape. This reminds me of how we all fall short of God’s perfect measure. When God made the world, He created people to reflect Him. We are made to show others what God is like. Today, we will learn how sin entered the world, and now because of sin, all people fall short of showing others what God is like. We fail to always love Him and obey Him.”





LEARN

THE STORY OF THE GOSPEL

INTRODUCE the Bible Story

1 INTRODUCE THE SESSION (3 minutes)

Show the countdown video as you transition to introduce the Bible story. Set it to end as the session begins.

SAY “ Welcome, kids! My name is [your name], and today we will be reading another story from God’s Word together. What is another name for God’s Word? [Allow responses.] Yes, the Bible! If you have your Bible, please take it out. [Distribute Bibles to kids who need one.]

Today, we will be reading from the first book of the Bible: Genesis. As we read our story, we will learn how sin entered the world. **SIN IS DISOBEYING GOD AND HIS COMMANDS.** [Display the Story Point Poster.] Even though sin entering the world is terrible news, our story also has good news. We’ll learn how God made a special promise to Adam and Eve. Let’s pray for God’s Word to transform our hearts. [Invite kids to pray with you.] ”

2 BIG PICTURE QUESTION (1 minute)

Display the Big Picture Question Poster.

SAY “ Last week, we learned our big picture question: **Who is God?** Does anyone remember the answer? [Allow responses.] **God is our Creator and the King of everything.** Let’s repeat the answer together: **God is our Creator and the King of everything.**

Since God is Creator and the King of everything, He gets to decide what is good, bad, and how the world should work. He is a good God, and everything He commands is good too. When we hear our Bible story today, we will learn how God gave a good command. His Word is true and is to be obeyed because it leads us to life. ”

3 REVIEW THE TIMELINE (1 minute)

Show the Giant Timeline. Point to individual Bible stories as you review.

SAY “ Let’s take a moment to review what we learned last week. We started at the beginning of the Bible and learned how God created the whole world. God spoke and everything was made. God created the world in six days and rested on the seventh day. What are some things God made? [Allow responses.] Do you remember who God made that was His special creation? [Allow responses.] Yes, God made people—Adam and Eve. Today, we will learn how Adam and Eve chose to disobey God and not follow His good command. ”



LEARN

THE STORY OF THE GOSPEL

LEARN the Bible Story

1 TELL THE BIBLE STORY: VIDEO OR STORYTELLER (10 minutes)

Open your Bible to Genesis 2:8-17; 3:1-24. Use the Bible storytelling tips to help you tell the story, or show the Bible story video “Sin Entered the World.” Use the bold text to retell or review the story.

SIN ENTERED THE WORLD

“After God made Adam, He placed him in the garden of Eden to work it and watch over it. God commanded him, ‘You can eat from any tree of the garden, but you must not eat from the tree of the knowledge of good and evil, for on the day you eat from it, you will certainly die.’”

Now the serpent was the most cunning of all the wild animals God had made. One day, he asked Adam’s wife, Eve, “Did God really say, ‘You can’t eat from any tree in the garden?’”

Eve said, “We may eat the fruit from the trees in the garden. But God said we must not eat the fruit of the tree in the middle of the garden. He said, ‘You must not eat it or touch it, or you will die.’”

“No! You will certainly not die,” the serpent said. “In fact, God knows that when you eat it, your eyes will be opened and you will be like God, knowing good and evil.”

Eve saw that the fruit looked good and she wanted to be wise like God, so she took some of the fruit and ate it. She gave some to Adam, who was with her, and he ate it too. As soon as they ate the fruit, their eyes were opened and they knew they were naked. They made clothes for themselves by sewing together fig leaves.

In the evening, Adam and Eve heard God walking in the garden, so they hid. God called out to Adam, “Where are you?”

Adam replied, “I heard You in the garden, and I was afraid because I was naked, so I hid.” God asked Adam, “Who told you that you were naked? Did you eat from the tree that I commanded you not to eat from?”

Adam immediately blamed Eve and said, “She gave me some fruit from the tree, and I ate it.”

Eve blamed the serpent and said, “He deceived me, and I ate.” God cursed the serpent by making him crawl on his belly. Adam and Eve also had consequences for their disobedience. Life would be hard and painful, all because of sin. The ultimate consequence for humanity’s disobedience to God is death. But God promised that one of the woman’s descendants would destroy the serpent.

God was merciful to Adam and Eve. He made clothes for them out of animal skins before He sent them out of the garden. God put angels and a sword of fire

STORYTELLING TIPS

Display cloth: Hold up a piece of cloth when you talk about God making clothes for them. Remind kids that Jesus gave Himself as a sacrifice so we could be covered in His goodness.

Use emotion: Tell the Bible story by emphasizing the different emotions portrayed such as deceitful, excited, scared, blameful, and hopeful.



LEARN

THE STORY OF THE GOSPEL

at the entrance of the garden to guard the way to the tree of life.

Christ Connection: Adam and Eve sinned when they rejected God's good plan and disobeyed His command. Sin separates people from God, but God didn't leave them without hope. God sent His Son, Jesus, to live as Adam didn't—perfectly sinless. God the Son came to earth as a man to rescue people from sin. ”

2 REVIEW THE BIBLE STORY

SAY “ God showed Adam and Eve His love by placing them in a beautiful garden, giving them important work, and providing everything they needed. God also gave them an important command. What was the command God gave them? **[Allow responses.]** God told them that they must not eat from the tree of the knowledge of good and evil. Eating from this tree would have a terrible consequence: death.

Who tricked Eve by lying about God's words? **[Allow responses.]** The serpent lied to Eve and told her she would not die. The serpent is the father of lies and does not want people to love God like they are created to do. When Adam and Eve ate the fruit, they sinned against God and disobeyed His command. **SIN IS DISOBEYING GOD AND HIS COMMANDS.** Then they hid from God. Sin leads us to want to hide because we know we have done wrong. But God looked for Adam and Eve and even showed them kindness by making clothes for them. He covered them just like Jesus' goodness covers us when we trust in Him.

God gave consequences to Adam and Eve because of their sin. But God also gave a wonderful promise. What was the promise? **[Allow responses.]** Genesis 3:15 tells us that God promised a Rescuer would come to defeat sin. This Rescuer would undo all the bad things caused by sin.

Adam and Eve rejected God's good plan when they sinned by disobeying His command. Sin separates people from God, but God didn't leave them without hope. God sent His Son, Jesus, to live as Adam didn't—perfectly sinless. God the Son came to earth as a man to rescue people from sin. ”

3 GOSPEL DISCUSSION

SAY “ Because Adam and Eve sinned, all people now sin. **SIN IS DISOBEYING GOD AND HIS COMMANDS.** We all have hearts that want to choose our own way instead of God's way. But God sent His Son, Jesus, to defeat sin and death so we can have new hearts that want to love and follow Him. Have you trusted in Jesus to save you from sin? **[Seek the Holy Spirit's leading as you share the good news of the gospel.]** ”

(Tip: Use Scripture and the Gospel Plan Poster to explain how to become a Christian. Make sure kids know when and where they can ask questions.)

4 QUESTIONS FROM KIDS (3 minutes)

Show the “Unit 1, Session 2” Questions from Kids video. Prompt kids to discuss:

1. Why did God make Adam and Eve? Why did He make a tree they could not eat from?
2. How did God show Adam and Eve mercy? How does He show us mercy?



LEARN

THE STORY OF THE GOSPEL

5 MISSIONS MOMENT (3 minutes)

Display a globe or world map. Invite kids to find where they live. Then challenge them to locate the country of Brazil (in South America). Display the “Reese Family Photo” printable.

SAY “Eric and Ramona Reese are missionaries in Brazil. Brazil is the largest country in South America. I’m going to say some statements about Brazil. If you think the statement is true, stand up. If you think it is false, sit down.”

Read the following statements, pausing after each for kids to respond before revealing the answer. End the missions moment in prayer for the people of Brazil.

- Brazil is the fifth largest nation in the world. (true)
- The official language of Brazil is Spanish. (false, Portuguese)
- More than 208 million people live in Brazil. (true)
- Brazil borders the Pacific Ocean. (false, Atlantic Ocean)
- Eric and Ramona Reese have served in Brazil more than 20 years. (true)

6 KEY PASSAGE ACTIVITY (5 minutes)

Show the Key Passage Poster. Lead kids in reading aloud Psalm 104:24 together.

SAY “God created a very good world with people as His special creation. Our key passage reminds us that God is all wise. When He made the world, and even the tree of the knowledge of good and evil, He was wise and right to do so.”

Invite kids to repeat the key passage after you while pretending to grow into a tall tree. Lead kids to sit and roll into a ball. While still sitting, direct kids to extend their legs to make the tree roots. Next, lead kids to shoot up an arm, then another arm for the branches. Finally, direct kids to slowly stand up while reaching their arms upward until they are fully standing.

Lead kids to sing “Countless (Psalm 104:24).” You may also choose to sing a worship song of your choice.

7 PRAY (2 minutes)

Invite kids to pray before transitioning to Love.

SAY “Dear Father in heaven, we praise You for being a good Creator who gives good commands. Forgive us of our sin and help us trust in Jesus who saves us from sin and helps us live for You. Amen.”





THE GOD OF THE GOSPEL

LOVE God by Applying the Story

1 REVIEW & BIBLE SKILLS (5 minutes)

Distribute Bibles and display the Old Testament Mediterranean Map. Guide kids to open their Bibles to Genesis 3. Explain that the Bible has big story lines: Creation, Fall, Redemption, and Restoration. Tell kids that it has always been God's plan for people to live with Him and how He made a way for sin to be forgiven through Jesus.

Consider pointing out the location of the Euphrates River (E11) on the Old Testament Mediterranean Map where this story may have taken place. Choose a volunteer to read aloud Genesis 3:15,21 or ask the kids to follow along as you read the verses aloud.

SAY “ **SIN IS DISOBEYING GOD AND HIS COMMANDS.** Adam and Eve sinned because they didn't obey God's command. All people sin because we all disobey God. But God made a promise to send a Rescuer to save people from their sin. Jesus came to earth and never sinned. He died on the cross so that all who trust in Him would have their sin washed away and would be forgiven. Through Jesus, we can obey God and His commands. ”

2 GROUP DISCUSSION (10 minutes)

Ask the following questions. Lead the group to discuss.

SAY “ What is sin? How did Adam and Eve sin? ”

Tell kids that **SIN IS DISOBEYING GOD AND HIS COMMANDS.** Discuss how every person sins because like Adam and Eve, we choose to do what we think is best and disobey what God says is best. Remind kids that Adam and Eve disobeyed God's command and chose to what they thought was right. Tell kids that sin causes brokenness in the world and in our relationships with others, including God.

SAY “ Why do you think our sin makes us want to hide from God like Adam and Eve? ”

Answers will vary. Discuss how Adam and Eve hid because they were afraid. Tell kids that when we recognize we are sinners, a natural response is fear of a holy God. Explain that our sin reveals our guilt and that it deserves to be punished. Remind kids that through faith in Jesus, we are no longer guilty of sin and are brought back to God.

SAY “ What can we do when we sin? ”

Tell kids that when we sin, we don't need to hide like Adam and Eve or blame others for our sin. Help kids understand that we can come to God and ask Him to forgive our sins. Explain how Jesus came to save us from sin by dying on the cross. Share how anyone can trust in Jesus, freely confess their sin to God, and be forgiven of sin.





THE STORY OF THE GOSPEL

LIVE the Mission

1 ACTIVITY CHOICE (10 minutes)

☐ OPTION 1: TRUE OR FALSE?



Provide each kid with a piece of paper and a marker. Instruct kids to write True on one side and False on the other. Lead kids to listen to the statements you say and determine if they are true or false. Direct kids to hold up either True or False. Consider using the following examples:

- God said Adam and Eve could eat from the tree of the knowledge of good and evil. (false)
- The serpent said Adam and Eve would not die if they disobeyed God's command. (true)
- Eve obeyed God's command and did not eat the fruit from the tree of the knowledge of good and evil. (false)
- Adam blamed Eve for his sin. (true)
- God's commands are good. (true)

SAY “ SIN IS DISOBEYING GOD AND HIS COMMANDS. But God promised a Rescuer, Jesus, would come to save people from their sin. Jesus did come! Everyone who trusts in Jesus is forgiven of all their sin! ”

☐ OPTION 2: BIG STORY GAME

Form kids into pairs and provide each pair with a “Big Story Game” printable and a dice. Provide each kid with a game piece such as a penny. Direct kids to follow the directions of the game to make it through each of the big storylines found in the Bible: Creation, Fall, Redemption, and Restoration. Tell kids that whoever reaches the end of the game first wins! (Tip: Laminate the gameboard to use as a review game at later dates.)

SAY “ This game took us through some of the big stories of the Bible. The Bible is one big story that tells us how God made a way for us to be saved through Jesus. We need to be saved because all people sin. The good news God gives us in His Word is that we can be saved by faith in Jesus. He is the Rescuer God promised Adam and Eve would come! ”

2 REFLECTION AND PRAYER (5 minutes)

Distribute a sheet of paper and pencil to each kid. Ask the kids to write about or draw a picture to answer the following questions:

- What does this story teach me about God or the gospel?
- What does this story teach me about myself?
- Who can I tell about this story?

Be sure to send the sheets home with the kids along with the activity pages so parents can continue to discuss the Bible story with their kids. If time remains, take prayer requests or allow kids to complete the Bible story coloring page. Pray for your group.

THE FIRST FAMILY

GENESIS 4



KEY PASSAGE: Psalm 104:24

BIG PICTURE QUESTION: Who is God? God is our Creator and the King of everything.

CHRIST CONNECTION: God had promised that one of Eve's descendants would put an end to sin and death. Cain was not that descendant. He was sinful like his parents, Adam and Eve. As families grew and sin spread, people waited for God to keep His promise. At just the right time, God would send His Son, Jesus, to save sinners.

STORY POINT: Sin separates us from God.



PRIOR TO TEACHING THE SESSION

LEADER Bible Study

Genesis 4 offers insight into the first family in history—showcasing sin’s desire to rule human hearts and the merciful nature of God. Here, we read of Abel’s blood that was wrongfully shed, which cried out for justice. Later, the Biblical narrative reveals to us One whose blood speaks a better word than Abel’s—a firstborn Son would shed His blood to justify sinners and provide everlasting life. (Heb. 12:24)

What can we learn about God through His response to Cain’s sin? How is Jesus the greater firstborn Son?

Brothers Cain and Abel both gave offerings to God, but the former’s offering wasn’t truly pleasing to God and reflective of His true worth. God spoke directly to Cain asking him to consider why he felt so rejected by His response to the offering. God also warned him that though sin’s temptations were strong, he could rule over it. Through God’s encounters with Cain, we come to learn that God desires for the sinner to not be ruled by sin, which leads to death; rather, God calls us to trust Him by faith that we may do what is right. Yet, Cain did not heed the words of his Creator. Instead, he chose for sin to rule over him, resulting in murderous actions toward his brother.

God drew near to Cain and addressed his wickedness, acknowledging the unjust death of the righteous Abel. God told Cain that he was now cursed. As a result, Cain would not receive back from the earth the fruit of his labors and would wander for the rest of his days. Even still, God protected Cain from the fate he forced upon his brother; he received protection against the threat of death by another’s hands. However, this act was only a glimmer of God’s mercy toward sinners. In Christ’s sacrifice on the cross, we see the greatest picture of God’s mercy toward sinners: the righteous blood of Jesus satisfies God’s wrath over sin and provides our justification.

Reflect on Jesus’ righteousness in light of the unrighteousness of Cain, Adam and Eve, and the rest of mankind. The promised descendant who would redeem us amidst our sin wasn’t Eve’s firstborn son, but Jesus, the firstborn of all creation. God’s plan has always been to redeem us through faith in His Son. Pray for the kids hearing today’s Bible story, that their hearts will be opened to the mercy of their Creator who leads us away from destruction and into everlasting life.



PREPARE

THE WEEK PRIOR

Prepare your heart to teach; plan the session



WELCOME

10–15 MINUTES

Greet kids and open the session



LEARN

25–30 MINUTES

Teach kids the story of the gospel



LOVE

15–20 MINUTES

Lead kids to love the God of the gospel



LIVE

15–20 MINUTES

Lead kids to live out the mission of the gospel



PREPARE

PRIOR TO TEACHING THE SESSION

GATHER Supplies

Keep a regular supply of the following items available at all times: Bibles, pens or pencils, markers, crayons, colored pencils, scissors, glue or tape, paper.



WELCOME

Activity Page

- ☐ "Sent Away" activity page

Session Starter (Option 1)

- ☐ plastic bags filled with 36 pieces of fruity O-shaped cereal or 36 beads of six different colors, 1 per group
- ☐ bowls, 6 per group
- ☐ timer

Session Starter (Option 2)

- ☐ paper bags, 4
- ☐ piece of felt
- ☐ cotton balls, 2–4
- ☐ corn cob
- ☐ raw broccoli



LOVE

Review & Bible Skills

- ☐ Small Group Timeline and Map Set (optional)



LIVE

Activity Choice (Option 1)

- ☐ painter's tape
- ☐ building block sets, 1 per group

Reflection and Prayer

- ☐ Bible Story Coloring Page (optional)



LEARN

Introduce the Session

- ☐ countdown video
- ☐ Story Point Poster

Big Picture Question

- ☐ Big Picture Question Poster

Review the Timeline

- ☐ Giant Timeline

Tell the Bible Story

- ☐ "The First Family" video
- ☐ Bible Story Picture Poster

Questions from Kids

- ☐ "Unit 1, Session 3" Questions from Kids video

Missions Moment

- ☐ inflated balloons or balls, 1 per group

Key Passage Activity

- ☐ Key Passage Poster
- ☐ "Countless (Psalm 104:24)" song
- ☐ cardstock strips, 1 per kid
- ☐ worship song of your choice (optional)



WELCOME Kids

Greet each kid as he or she arrives. Use this time to collect the offering, fill out attendance sheets, build relationships, and help new kids connect to your group.

| **SAY** “What’s the best gift you have received? How did the gift show that you are loved?”

1 ACTIVITY PAGE (5 minutes)

Invite kids to complete “Sent Away” activity page.

| **SAY** “Today, we will learn how Cain’s sin against his brother, Abel, led to him being sent away from his family and from God’s presence.”

2 SESSION STARTER (10 minutes)

☐ OPTION 1: SORT IT



Before the session, fill plastic bags with 36 pieces of fruity O-shaped cereal or 36 beads of six different colors. Make enough sets for each group of kids. Form kids into groups of three or four. Provide each group with a plastic bag filled with fruity O-shaped cereal or beads and six small bowls. Instruct groups to sort the cereal or beads by color and place each color in its own bowl. Consider timing kids to see which group can sort the colors the fastest.

SAY “When you sorted the colors, you had to separate them. Blue is not the same color as purple and yellow is not green. Today, we are going to learn that **SIN SEPARATES US FROM GOD**. God will not accept sin because there is no sin in God. He is holy and perfect. When we sin, we disobey God and His commands. We choose to let sin rule our hearts, instead of choosing God as our King. Let’s get ready to learn how a man named Cain sinned and how his sin separated him from God.”

☐ OPTION 2: WHAT IS IT?



Before the session, place some cotton balls, a piece of felt, corn cob, and broccoli in individual paper bags. Number the bags 1–4. Lead kids to sit in front of you, while you display the paper bags. Tell kids that in each paper bag is a clue about our Bible story. Hold up bag number one and invite kids one at a time to feel what is inside the bag. Then lead kids to guess what they think is in the bag. Reveal the contents of the bag. Repeat with the three remaining bags.

SAY “Our bags revealed cotton balls, felt, corn, and broccoli. Each of these materials represents something about our Bible story. We’ll hear how two brothers, Cain and Abel, gave offerings to God. Abel gave to God from his flock [point to the cotton and felt], and Cain gave an offering from the produce he grew [point to the corn and broccoli]. Let’s get ready to hear why God accepted Abel’s offering but not Cain’s.”





LEARN

THE STORY OF THE GOSPEL

INTRODUCE the Bible Story

1 INTRODUCE THE SESSION (3 minutes)

Show the countdown video as you transition to introduce the Bible story. Set it to end as the session begins.

SAY “Welcome, kids! My name is [your name], and I am so excited you are here to learn from the Bible. God’s Word is true and helps us know God. The Bible teaches us that even though we all sin, God wants to forgive us of our sin through His Son, Jesus.

Did you bring your Bible with you? If so, please hold it up. [Distribute Bibles to kids who need one.] Today, we’ll learn about the family of Adam and Eve and their two sons—Cain and Abel. As we learn about Cain, we will also learn that **SIN SEPARATES US FROM GOD**. [Display the Story Point Poster.] Let’s prepare our hearts to hear from God’s Word. Pray with me: ‘Dear God, please open our ears to listen and our eyes to see the truth from your Word. Give us hearts to believe. Amen.’ ”

2 BIG PICTURE QUESTION (1 minute)

Display the Big Picture Question Poster.

SAY “Last week, we learned our big picture question: **Who is God?** Does anyone remember the answer? [Allow responses.] **God is our Creator and the King of everything.** Let’s repeat the answer together: **God is our Creator and the King of everything.**

As Creator and King, everything God made is good and He perfectly rules over what He made. Nothing God creates or does is bad or sinful. He is holy and without sin. Yet, last week we learned that people are sinful. Today, we will learn more about how our sin separates us from our Creator and King. ”

3 REVIEW THE TIMELINE (1 minute)

Show the Giant Timeline. Point to individual Bible stories as you review.

SAY “Who can tell me where our timeline begins? [Allow responses.] That’s right! Our timeline begins with God creating the world and everything in it. We’ve learned how God made the world in six days and rested on the seventh. Then we saw how the people God made, Adam and Eve, disobeyed God and sinned. Who remembers how they disobeyed? [Allow responses.] Yes, they did not follow God’s command to not eat from the tree of the knowledge of good and evil. Today, we will learn about Adam and Eve’s family and how sin continued to spread in the world. ”



LEARN

THE STORY OF THE GOSPEL

LEARN the Bible Story

1 TELL THE BIBLE STORY: VIDEO OR STORYTELLER (10 minutes)

Open your Bible to Genesis 4:1-16,25-26. Use the Bible storytelling tips to help you tell the story, or show the Bible story video “The First Family.” Use the bold text to retell or review the story.

THE FIRST FAMILY

“After Adam and Eve left the garden of Eden, they had a son named Cain and another son named Abel. Abel became a shepherd, and Cain worked the ground by growing plants and crops. Because sin entered the world through Adam and Eve, Cain and Abel were sinners too.

One day, Cain gave God an offering of some of the produce he grew. Abel gave God some of the firstborn of his flock. God accepted Abel’s offering, but He did not accept Cain’s offering.

Cain was furious. God said to Cain, “Why are you so mad? If you do what is right, your offering will be accepted.” Then God warned Cain, “If you do not do what is right, sin is crouching at the door. Sin wants you, but you must rule over it.”

Cain said to his brother, “Let’s go out to the field.” And while they were in the field, Cain attacked his brother Abel and killed him.

God said to Cain, “Where is your brother Abel?”

“I don’t know,” Cain lied. “Is it my job to keep track of him?” But God knew what Cain had done.

Because God is holy, God had to punish Cain for his sin. “Now you are cursed,” God told Cain. “You will work the ground, but nothing will grow for you. Instead, you will wander the earth, never finding rest.”

Cain would not be able to stay with his family. He could no longer live in God’s presence. Even though God punished Cain, God was merciful. He put a mark on Cain to warn people not to kill him. Then Cain left the land and went to live in Nod, a land to the east of Eden. He had a wife and a family, but they did not follow God.

God gave Adam and Eve another son, Seth. Adam and Eve’s family grew. Seth grew up and had a family too. Around this time, Adam’s descendants in Seth’s family began to call on the name of the Lord.

Christ Connection: God had promised that one of Eve’s descendants would put an end to sin and death. Cain was not that descendant. He was sinful like his parents, Adam and Eve. As families grew and sin spread, people waited for God to keep His promise. At just the right time, God would send His Son, Jesus, to save sinners. ”

STORYTELLING TIPS

Make letters: Invite kids to make letters with their hands. Tell kids to make a C when they hear the name Cain and an A when they hear the name Abel.

Mark it: Lead kids to make a X with their fingers when they hear how God marked Cain and showed Him mercy.



THE STORY OF THE GOSPEL

2 REVIEW THE BIBLE STORY

SAY “ Sin is like a terrible sickness. It infects everyone’s hearts. In our story today, we learned how sin had infected Cain’s heart. Cain worked the ground like a farmer while his brother, Abel, was a shepherd. When it came time to provide an offering from their work, whose offering did God accept? **[Allow responses.]** God accepted Abel’s offering and rejected Cain’s. The Bible tells us that God accepted Abel’s offering because he gave it by faith. (Heb. 11:4) This means he trusted in God and His promises.

Cain was furious because his offering was rejected. Rather than try to do what is right and honor God, Cain allowed the sin in his heart to rule him. How did Cain sin against God and his brother Abel? **[Allow responses.]** He killed Abel. Cain did not obey God or want to live in a way that showed he loved God.

God punished Cain because of his sin. What was Cain’s punishment? **[Allow responses.]** First, God cursed Cain and said that the ground would not give him food. Then God said Cain would wander the earth, leaving his family and the place he had lived. He was sent out from God’s presence and lived in the land of Nod. **SIN SEPARATES US FROM GOD.** But even in Cain’s punishment, God showed mercy. He protected Cain with a mark so that whoever found him would not kill him.

God had promised that one of Eve’s descendants would put an end to sin and death. Cain was not that descendant. He was sinful like his parents, Adam and Eve. As families grew and sin spread, people waited for God to keep His promise. At just the right time, God would send His Son, Jesus, to save sinners. ”

3 GOSPEL DISCUSSION

SAY “ We are all sinful and **SIN SEPARATES US FROM GOD.** But God is merciful and sent His Son, Jesus, to save us from sin. When we trust in Jesus, our sin is forgiven and we are brought back to God. Have you trusted in Jesus and asked Him to forgive you of your sin? ”

(Tip: Use Scripture and the Gospel Plan Poster to explain how to become a Christian. Make sure kids know when and where they can ask questions.)

4 QUESTIONS FROM KIDS (3 minutes)

Show the “Unit 1, Session 3” Questions from Kids video. Prompt kids to discuss:

1. Why do we fight with others, like our friends and family?
2. Why is trusting in Jesus good news for sinners?

5 MISSIONS MOMENT (3 minutes)

Form groups of three to five kids. Give each group an inflated balloon. Display an Allergy Alert poster for the balloons. (Tip: If an outdoor space or gymnasium is available, consider playing there with a soccer ball.) Choose one player in each group to be It. The other players will use their feet to tap the balloon back and forth to one another, keeping it away from It. If It intercepts the balloon with his feet, he may choose the next player to be It.



LEARN

THE STORY OF THE GOSPEL

SAY “ In this game, you kept the ball away from the player in the middle. Sin keeps us away from God. This is bad news! Missionaries like Eric and Ramona Reese have dedicated their lives to telling others about Jesus. They live in Brazil, where soccer is the most popular sport, and tell people that **SIN SEPARATES US FROM GOD**, but God sent His Son, Jesus, to save sinners. ”

6 KEY PASSAGE ACTIVITY (5 minutes)

Show the Key Passage Poster. Lead kids in reading aloud Psalm 104:24 together.

SAY “ God made a beautiful and good world! Even though sin has broken the world, we can still see how great God is through what He’s made. Just think about how you feel when you see a cute puppy or a bright starry sky. God is a good Creator! ”

Provide kids with a Bible and a strip of cardstock. Assist kids in finding Psalm 104:24 in their Bibles. Teach kids what a chapter number is and what a verse number is. Invite kids to create a bookmark by copying the verse on the cardstock. Provide markers and stickers as needed.

Lead kids to sing “Countless (Psalm 104:24).” You may also choose to sing a worship song of your choice.

7 PRAY (2 minutes)

Invite kids to pray before transitioning to Love.

SAY “ Dear God, You are an amazing Creator and King! Like Abel, we praise and worship You. Help us turn away from sin and turn to Jesus. In Jesus’ name, amen. ”





LOVE

THE GOD OF THE GOSPEL

LOVE God by Applying the Story

1 REVIEW & BIBLE SKILLS (5 minutes)

Distribute Bibles and display the Old Testament Mediterranean Map. Guide kids to open their Bibles to Genesis 4. Explain that God's Word is true and trustworthy. Tell kids that the events in the Bible really happened and the Bible has genealogies or family histories that show the accuracy of the Bible. Point out some of the names in Adam's family from Genesis 4:25-26.

Consider pointing out the location of the land east of the Euphrates River (E11) on the Old Testament Mediterranean Map where this story may have taken place. Choose a volunteer to read aloud Genesis 4:26 or ask the kids to follow along as you read the verses aloud.

SAY “ Even though Cain sinned and rejected God's ways, other people worshiped God. Abel worshiped God by faith when he gave an acceptable offering. Seth's family members worshiped God and called on His name. Some people still trusted God and had hope that He would send someone to rescue them from sin.

At just the right time, God sent His Son—Jesus—to live a perfect life and die on the cross for our sins. When we trust in Jesus, we are saved from our sins. Jesus forgives us and changes our hearts so we can worship God and live for Him. ”

2 GROUP DISCUSSION (10 minutes)

Ask the following questions. Lead the group to discuss.

SAY “ What is sin? Why must God punish sin? ”

Remind kids that **SIN IS DISOBEYING GOD AND HIS COMMANDS**. Help kids understand that because God is holy and without sin, sin separates us from Him. Explain that when we sin, we go against who God is and all that God loves. Tell kids that it would not be good or loving of God if He overlooked sin. Share that God is a good Judge and punishes sin.

SAY “ How did Cain's sin separate him from God? How does our sin separate us from God? ”

Discuss how God cast out Cain from His presence and from the community of his family. Tell kids that when we choose sin over obeying God, it's like traveling on a road away from God. Our sinful choices lead us away from the Lord. Explain that sin comes between us and God because He is holy and just.

SAY “ God promised that a Rescuer would come to save people from sin. How does Jesus bring us back to God? ”

Tell kids that God's Son, Jesus, came to earth and always obeyed God. Share how Jesus died on the cross and took the punishment our sin deserves. Help kids understand that God was just because our sin was punished through Jesus' sacrifice, but He was also merciful because we escape the punishment through faith in Jesus. Discuss how faith in Jesus' death and resurrection brings us back to God.

Transition from **LOVE** to **LIVE**





THE STORY OF THE GOSPEL

LIVE the Mission

1 ACTIVITY CHOICE (10 minutes)

☐ OPTION 1: BRIDGE THE GAP

Before the session, make three pairs of X's on the floor using painter's tape. Make each pair of X's 4 feet apart. Form kids into three groups and provide each group with building blocks, making sure groups will not have enough material to bridge the gap between the X's. Lead each group to a pair of X's and instruct the groups to build a bridge from one X to the other. Tell kids they can only use the materials you have given them. Allow a few minutes for groups to work together to build their bridge.

SAY “ No matter how hard you tried, you could not make a bridge long enough to connect the X's. This reminds me of how **SIN SEPARATES US FROM GOD**. When we sin and disobey God and His commands, we fall short of His perfection. No matter how hard we try, we can't build a bridge to God, so God has done that for us. He sent His Son, Jesus, to be the way back to God. When we trust in Jesus, we can now be with God forever. ”

☐ OPTION 2: WHAT TIME IS IT?



Choose one kid to be Mr. Wolf. Lead Mr. Wolf to stand at the front of the room and the remaining kids to stand at the back of the room. Tell the kids to say, “Mr. Wolf, Mr. Wolf, what time is it?” Then direct Mr. Wolf to call out a time such as four o'clock. Lead kids to step forward the number called out, in this case four times. Lead kids to repeat saying, “Mr. Wolf, Mr. Wolf, what time is it?” until he decides to say, “Lunch time!” Then Mr. Wolf will turn around and try to tag as many kids as possible while they run away from him. Play again as time allows, choosing a new kid to be Mr. Wolf.

SAY “ At just the right time, Mr. Wolf decided to call out ‘Lunch time!’ This reminds me of how God determined just the right time to send His Son, Jesus, into the world. God had promised Adam and Eve that a Rescuer would come, and today we learned that Cain was not the promised son. But the good news is God kept His promise! Jesus came into the world at just the right time to die for our sins that we may be saved. ”

2 REFLECTION AND PRAYER (5 minutes)

Distribute a sheet of paper and pencil to each kid. Ask the kids to write about or draw a picture to answer the following questions:

- What does this story teach me about God or the gospel?
- What does this story teach me about myself?
- Who can I tell about this story?

Be sure to send the sheets home with the kids along with the activity pages so parents can continue to discuss the Bible story with their kids. If time remains, take prayer requests or allow kids to complete the Bible story coloring page. Pray for your group.

UNIT 1 | SESSION 4

THE GREAT FLOOD

GENESIS 6-9



KEY PASSAGE: Psalm 104:24

BIG PICTURE QUESTION: Who is God? God is our Creator and the King of everything.

CHRIST CONNECTION: God rescued Noah and his family from the flood. The story of Noah points to an even greater rescue. God's Son, Jesus, came to take the punishment for our sin. By trusting in Him, we are saved from the power of sin and death.

STORY POINT: God is right to judge sin.



PRIOR TO TEACHING THE SESSION

LEADER Bible Study

Genesis 6 gives us an understanding of the growth of early civilization. After Adam and Eve were cast out of the garden of Eden, the sinful state of humanity spread as far and wide as their family trees. God saw that every inclination of the human heart was evil all the time. And God regretted that He had made man. Yet, God had a plan to redeem His created world from sin that leads to death.

How did God provide salvation for Noah and his family? How has God provided redemption for us?

Though God was deeply grieved by the lifestyles of humanity, He found favor with righteous Noah. God chose to spare Noah from the destruction to come. He explained to Noah that, through faith-led obedience, he and his family would be spared from the flood waters. God instructed him to build an ark and to supply it with everything the people and animals needed while onboard.

As the water surged on the earth for 150 days, God remembered Noah and the ark and caused the storms to cease. Then God established a covenant with Noah, that He would never again curse the ground as He had with the flood. He blessed Noah's family, instructing them to be fruitful and multiply. Even though God's judgment on sin resulted in the waters flooding the earth, God provided a means of salvation that would result in a greater rescue to come through the family line of Noah.

Still, Noah's obedience was not enough to secure mankind's ultimate salvation. Even after the rescue of Noah and his family, God knew the inclination of the human heart was still evil. (Gen 8:21). A greater rescue and superior sacrifice were needed to rescue people from sin. God would send His own Son to take on the wrath they deserved. Noah's faithfulness in building the ark is but a glimpse of Christ's faithfulness in taking to a different wooden vessel—the cross—and securing the salvation of all who would place faith in Him. Help kids see the mercy of God through the story of Noah's ark, that the God who created them has been faithful to provide the way back to Him through faith in His Son, Jesus.



PREPARE

THE WEEK PRIOR

Prepare your heart to teach; plan the session



WELCOME

10–15 MINUTES

Greet kids and open the session



LEARN

25–30 MINUTES

Teach kids the story of the gospel



LOVE

15–20 MINUTES

Lead kids to love the God of the gospel



LIVE

15–20 MINUTES

Lead kids to live out the mission of the gospel



PREPARE

PRIOR TO TEACHING THE SESSION

GATHER Supplies

Keep a regular supply of the following items available at all times: Bibles, pens or pencils, markers, crayons, colored pencils, scissors, glue or tape, paper.



WELCOME

Activity Page

- ☐ "Finish the Picture" activity page

Session Starter (Option 1)

- ☐ painter's tape
- ☐ music

Session Starter (Option 2)

- ☐ black cardstock, 1 per kid
- ☐ sheets of transparent contact paper
- ☐ tissue paper in the colors of red, orange, yellow, green, blue, and violet
- ☐ cups



LOVE

Review & Bible Skills

- ☐ Small Group Timeline and Map Set (optional)



LIVE

Activity Choice (Option 1)

- ☐ aluminum foil sheets, 2 or 3 per group
- ☐ craft sticks, 4 or 5 per group
- ☐ cardboard pieces, 2 or 3 per group
- ☐ bin filled with water

Reflection and Prayer

- ☐ Bible Story Coloring Page (optional)



LEARN

Introduce the Session

- ☐ countdown video
- ☐ Story Point Poster

Big Picture Question

- ☐ Big Picture Question Poster

Review the Timeline

- ☐ Giant Timeline

Tell the Bible Story

- ☐ "The Great Flood" video
- ☐ Bible Story Picture Poster

Questions from Kids

- ☐ "Unit 1, Session 4" Questions from Kids video

Missions Moment

- ☐ "Serving in Rio" missions video

Key Passage Activity

- ☐ Key Passage Poster
- ☐ "Countless (Psalm 104:24)" song
- ☐ worship song of your choice (optional)



WELCOME Kids

Greet each kid as he or she arrives. Use this time to collect the offering, fill out attendance sheets, build relationships, and help new kids connect to your group.

| **SAY** “Have you ever seen a rainbow? When? Did it appear after a storm? Where was it?”

1 ACTIVITY PAGE (5 minutes)

Invite kids to complete “Finish the Picture” activity page.

| **SAY** “Today, we’ll learn how God placed a rainbow in the sky as a sign of a wonderful promise He made to all people.”

2 SESSION STARTER (10 minutes)

☐ OPTION 1: BOARD THE ARK



Before the session, use painter’s tape to create a large rectangle on the floor. Tell kids that the rectangle represents an “ark.” Invite kids to form a large circle around the “ark.” Play some music and tell kids to walk around the “ark.” When you stop the music, challenge kids to quickly jump in the “ark.” Tell kids that the last kid to jump in the “ark” is out. Play several rounds as time allows.

| **SAY** “Long ago, God told a man named Noah to build an ark. An ark is a very large boat that was able to fit Noah, his family, and many pairs of animals. Today, our Bible story will help us understand that Noah built the ark because God was going to send a flood to judge people for their sin. We’ll see that **GOD IS RIGHT TO JUDGE SIN.**”

☐ OPTION 2: RAINBOW SUNCATCHER

Before the session, create a rainbow border for each kid by first folding a sheet of black construction paper in half and cutting out the arc-shape of a rainbow. Then cut out the center of the arc, leaving only a black rainbow-shaped outline. Stick the rainbow outlines on sheets of clear contact plastic. Then cut the excess contact plastic so only the inner portion of the rainbow has the contact plastic. Finally, cut out small squares of tissue paper in the colors of red, orange, yellow, green, blue, and violet.

Place the squares of tissue paper in individual cups for kids to share. Provide each kid with a rainbow outline. Direct kids to create their rainbows by placing the tissue paper squares on the sticky side of the contact paper. Demonstrate how to make each arc of the rainbow colors.

| **SAY** “Your rainbow suncatchers can be placed in a window to remind you of God’s faithful promises. Even though we disobey God, He has promised that anyone who trusts in Jesus will be saved. Today, we will see how God promised to save Noah from the judgment sin deserves.”





INTRODUCE the Bible Story

1 INTRODUCE THE SESSION (3 minutes)

Show the countdown video as you transition to introduce the Bible story. Set it to end as the session begins.

SAY “Welcome, kids! I am so glad you’re here! My name is [your name], and I am looking forward to studying a story from the Bible with you. If you have your Bible with you, will you hold it up high? [Distribute Bibles to kids who need one.]

The stories in the Bible are true and help us know God. Our Bible story today is about a great flood God sent because of sin. **GOD IS RIGHT TO JUDGE SIN.** [Display the Story Point Poster.] But God also provided a way for Noah to escape the flood. Let’s ask God to give us hearts to trust His Word: ‘Lord, I pray that You will open our eyes and our ears to hear what You want to teach us through this story today. In Jesus’ name, amen.’ ”

2 BIG PICTURE QUESTION (1 minute)

Display the Big Picture Question Poster.

SAY “Our big picture question is, **Who is God?** Does anyone remember the answer? [Allow responses.] **God is our Creator and the King of everything.** Let’s repeat the answer together: **God is our Creator and the King of everything.**

Today, we will learn that because **God is the Creator and King of everything, GOD IS RIGHT TO JUDGE SIN.** As King, God rules and His ways are right and good. Sin is disobedience to God’s ways and leads to death. People’s sin makes them enemies with God and can lead them to do terrible things like hurt others. As a good King, God judges or punishes people who don’t turn away from their sin. God is also a King who wants to save people from their sin. He sent His Son, Jesus, to rescue us from His judgment. ”

3 REVIEW THE TIMELINE (1 minute)

Show the Giant Timeline. Point to individual Bible stories as you review.

SAY “God created the world to bring Him glory. Yet, not long after the world was created, Adam and Eve disobeyed God and sin entered the world. Sin causes all people to be separated from God. Last week, we saw how Cain allowed sin to rule over him, and he killed his brother Abel. As people multiplied on the earth, sin continued to spread. Today, we will see how God judged sin through a great flood, but He also chose to rescue a man named Noah. ”



LEARN

THE STORY OF THE GOSPEL

LEARN the Bible Story

1 TELL THE BIBLE STORY: VIDEO OR STORYTELLER (10 minutes)

Open your Bible to Genesis 6–9. Use the Bible storytelling tips to help you tell the story, or show the Bible story video “The Great Flood.” Use the bold text to retell or review the story.

THE GREAT FLOOD

“Adam and Eve’s family grew. They **had children and grandchildren, and their families grew until many people were in the world. But all those people were like Adam and Eve—they sinned against God.** God is good and loving. He wanted people to have a right relationship with Him, but the people did not want to live under God’s rule.

God was sad that He had made people. Because people’s hearts were so sinful, God had to judge the people for their sin. But one man was not like all the other people. Noah was a righteous man; he wanted to follow God. So God decided to save Noah and his family from this punishment.

One day, God told Noah to build a big boat called an ark. God told Noah what would happen: **God was going to punish sin by sending a flood to wipe out everything on the earth.** God made a special promise—a covenant—with Noah. **God promised to keep Noah and his family safe.**

God told Noah exactly how to make the ark. He told Noah how to build the roof, where to put the door, and how to make it float. **God gave Noah instructions about what animals to bring on the ark and how many. Noah did everything that God commanded.**

Noah worked for many years to build the ark. When it was finally finished, **Noah filled the ark with food for his family and for the animals. Then Noah, his family, and the animals went into the ark and God closed the door.**

Water began to cover the earth. **Rain fell for 40 days and 40 nights until water covered even the highest mountains. Every living creature on the earth died, but Noah and his family were safe inside the floating ark. Then the rain stopped.** Water covered the whole earth for months. **Then finally, God sent a wind to dry out the earth, and the water started to go down. The ark came to rest on top of a mountain.**

Noah waited until God told him to bring his family out of the ark. **Noah came out of the ark and built an altar to make an offering of thanks to the LORD.**

God told Noah’s family, “Spread out and fill the earth. Take care of the world and the creatures in it.” **God promised Noah that He would never again send a flood over the whole earth, and He put a rainbow in the clouds as a reminder of the promise.**

STORYTELLING TIPS

Active listening: Invite kids to make an arch with their arms when they hear the word “ark.”

Portray emotion: Use facial expression and tone of voice to display how sin grieved God.



LEARN

THE STORY OF THE GOSPEL

Christ Connection: God rescued Noah and his family from the flood. The story of Noah points to an even greater rescue. God's Son, Jesus, came to take the punishment for our sin. By trusting in Him, we are saved from the power of sin and death. ”

2 REVIEW THE BIBLE STORY

SAY “ Why did God send the great flood? [Allow responses.] God saw how people were sinful and their hearts were full of violence. God was sad that He had made people because their sin was leading them to do terrible things. God sent a flood to judge their sin. God always does what is right, and **GOD IS RIGHT TO JUDGE SIN.**

Who did God choose to save from the flood? [Allow responses.] God saved Noah and his family through the safety of the ark. Noah was a sinner too, but Noah followed the Lord. All people sin, and we deserve God's punishment for our sin. But like God saved Noah, God provides the way for us to be saved through faith in His Son, Jesus.

What sign and promise did God give Noah? [Allow responses.] God placed a rainbow in the sky as a sign of His promise to never flood the earth again. God told Adam and Eve that a Savior would one day come in the world from their family. God kept that promise by keeping Noah safe during the flood. Noah came from Adam and Eve's family, but he wasn't the promised Rescuer. One day, Jesus would come from the family of Noah to save anyone who trusts in Him.

God rescued Noah and his family from the flood. The story of Noah points to an even greater rescue. God's Son, Jesus, came to take the punishment for our sin. By trusting in Him, we are saved from the power of sin and death. ”

3 GOSPEL DISCUSSION

SAY “ The Bible tells us that we all have sinned. The punishment for sin is death. But God, out of His great love for us, sent Jesus to rescue us from the punishment of sin. Jesus died on the cross, taking the punishment for our sin on Himself. Anyone who trusts in Jesus receives forgiveness of sins. Have you trusted in Jesus to forgive you? ”

(Tip: Use Scripture and the Gospel Plan Poster to explain how to become a Christian. Make sure kids know when and where they can ask questions.)

4 QUESTIONS FROM KIDS (3 minutes)

Show the “Unit 1, Session 4” Questions from Kids video. Prompt kids to discuss:

1. God promised Noah not to send more floods. Why are there tsunamis and floods happening today?
2. How does God saving Noah and his family point us to how Jesus saves us from our sin?



LEARN

THE STORY OF THE GOSPEL

5 MISSIONS MOMENT (3 minutes)

SAY “Eric Reese became involved in missionary work through short-term missions trips. He continued serving in missions and eventually became a full-time career missionary. Eric spent many years in the dangerous communities of Rio de Janeiro, Brazil, telling people about Jesus.”

Play the missions video. Tell kids that sometimes God calls missionaries to dangerous places. Explain that the Reese family believes that missionaries must trust God to help them with any fears or dangers as they tell people about Jesus. Discuss how the Reese family shares the gospel so people can be saved from the punishment their sin deserves. Pray for the Reese family as they continue to tell the people of Brazil about how to be saved from their sins through faith in Jesus.

6 KEY PASSAGE ACTIVITY (5 minutes)

Show the Key Passage Poster. Lead kids in reading aloud Psalm 104:24 together.

SAY “God is a good and perfect King! Everything He does is right. We can always trust Him.”

Invite kids to play follow-the-leader while saying the key passage aloud. Choose one kid to be the leader and instruct her to perform a motion for the kids to follow. Guide kids to line up behind the leader and perform the motion while walking around the room. Repeat the activity, choosing new leaders each time.

Lead kids to sing “Countless (Psalm 104:24).” You may also choose to sing a worship song of your choice.

7 PRAY (2 minutes)

Invite kids to pray before transitioning to Love.

SAY “Thank You, God, that You always do what is right. You alone are perfect. We praise You for providing the way for us to be saved through faith in Jesus. Help us live in a way that honors You. In Jesus’ name, amen.”





LOVE

THE GOD OF THE GOSPEL

LOVE God by Applying the Story

1 REVIEW & BIBLE SKILLS (5 minutes)

Distribute Bibles and display the Old Testament Mediterranean Map. Guide kids to open their Bibles to Genesis 9. Prompt kids to thumb through Genesis to discover how many chapters it contains. Invite kids to share the number of chapters they found. Tell kids that the 50 chapters of Genesis include stories from the family lines of Adam and Noah.

Consider pointing out the location of Mount Ararat (C11) on the Old Testament Mediterranean Map where the ark came to rest after the flood. Choose a volunteer to read aloud Genesis 9:16 or ask the kids to follow along as you read the verse aloud.

SAY “ God made a covenant with Noah. A covenant is another word for a special promise. God never lies. He always keeps His promises and the rainbow was a sign of His promise.

God’s rainbow pointed to an even greater promise: God would send His Son, Jesus, to take the punishment our sin deserves. **GOD IS RIGHT TO JUDGE SIN**, but through Jesus we can be saved from His judgment. ”

2 GROUP DISCUSSION (10 minutes)

Ask the following questions. Lead the group to discuss.

SAY “ What is the punishment for sin? ”

Tell kids that the Bible tells us the punishment for sin is death. (Rom. 6:23) Discuss how the people of Noah’s day died because of their sin. Tell kids that all people deserve death because we have sinned against God, who is without sin.

SAY “ How can we be saved from the punishment of sin? ”

Discuss how we can never be “good enough” to take away our sin. Explain that God sent His Son, Jesus, to take the punishment our sin deserves. Share how only Jesus never sinned and though He didn’t deserve death, He chose to take our punishment by dying on the cross. Tell kids that when we place our faith in Him, we are saved from the punishment our sin deserves.

SAY “ After Noah came out of the ark, he built an altar to give thanks to God. How can we show God we are thankful for all the ways He loves us? ”

Prompt kids to think about how God has shown He loves them through His Son, Jesus. Encourage kids to remember all the ways God provides for them and takes care of them. Discuss how God is deserving of all our praise for who He is: good, faithful, kind, patient, holy, etc. Encourage kids to show thanks to God through how they live, their prayers, and how they treat others.

Transition from **LOVE** to **LIVE**





THE STORY OF THE GOSPEL

LIVE the Mission

1 ACTIVITY CHOICE (10 minutes)

☐ OPTION 1: BUILD A BOAT

Fill a bin with water and set it on a table. Form kids into groups of two to four and give them paper and pencils. Provide groups with various supplies such as aluminum foil, craft sticks, tape, and cardboard. Challenge groups to use the supplies to build a boat that they think will float in water. Before they begin to build, encourage kids to work together to draw a plan for their boat using paper and pencil provided. Then invite groups to test if their boats will float by placing it in the bin filled with water.

SAY “ God told Noah exactly how to build the ark. God also provided everything Noah needed to make the ark. While Noah obeyed God and followed His plan, God was the One who saved Noah and his family. God was right to send the flood because **GOD IS RIGHT TO JUDGE SIN**. But God also made the way to save us from the punishment our sin deserves through His Son, Jesus. ”

☐ OPTION 2: BIBLE DRILL REVIEW GAME



Invite three kids to start the first round of the game. Provide each kid with a Bible. Tell the kids that you will call out a Bible reference from today's story in the book of Genesis. Direct kids to find the exact chapter and verse number you call out. Remind kids what chapter and verse numbers are, if needed. Then call out a Bible reference such as “Genesis 6:9.” The first kid to find the verse is the winner of that round. Consider inviting the winner to read the verse aloud, or you may read the verse aloud. Repeat the game choosing new kids each round as well as different Bible references from Genesis 6–9.

SAY “ God's Word, the Bible, helps us know God and His story to save people through His Son, Jesus. Noah and his family are a part of God's bigger story. Jesus came from the family of line of Noah, through Noah's son Shem. God's promise to keep Noah's family safe meant He was also keeping His promise to bring the Savior into the world. ”

2 REFLECTION AND PRAYER (5 minutes)

Distribute a sheet of paper and pencil to each kid. Ask the kids to write about or draw a picture to answer the following questions:

- What does this story teach me about God or the gospel?
- What does this story teach me about myself?
- Who can I tell about this story?

Be sure to send the sheets home with the kids along with the activity pages so parents can continue to discuss the Bible story with their kids. If time remains, take prayer requests or allow kids to complete the Bible story coloring page. Pray for your group.

THE TOWER OF BABEL

GENESIS 11



KEY PASSAGE: Psalm 104:24

BIG PICTURE QUESTION: Who is God? God is our Creator and the King of everything.

CHRIST CONNECTION: People ignored God's plan and tried to make a name for themselves, so God confused their language and scattered the people all over the earth. One day, Jesus will gather together all of God's people—people from every tribe and people who speak all kinds of languages—and they will worship Him. (Revelation 7:9-10)

STORY POINT: God is great and deserves all worship.



PRIOR TO TEACHING THE SESSION

LEADER Bible Study

Scripture's Tower of Babel account tells of man's disobedience and God's intervening mercy to keep people from their own destruction. Not long after God's covenant to never again destroy the earth by a flood, people chose to follow their own sinful plans rather than obey God's good commands. Despite God's mercy, people failed to trust Him and walk according to His ways.

In what ways is the Tower of Babel story marked by disobedience? How do we see God's kindness in scattering His people and scrambling their language?

After blessing Noah and his sons, God decreed that they were to "be fruitful and multiply; spread out over the earth and multiply on it" (Genesis 9:7). This command seems like it would be easy to obey, but sin's deception fueled an already present danger: mankind's pride-fueled ambition.

God commanded His people to spread out over the earth and fill it with His glory. However, they decided to stay put and build a name for themselves. They were supposed to make much of God, but they decided to make a name for themselves instead. In His love, God drew near to them and saved them from their plans for self-glorification.

God's decision to scatter His people and scramble their languages was part of a plan that emphasized His own glory above the people's self-glorification efforts. Jesus, the Son of God, became man so that He would one day gather His people unto Himself—those of every tribe, tongue, and nation—not to worship or build a name for themselves, but to worship the only worthy One, King Jesus. His grace unites us, saves us, and brings us back into relationship with Him.

Consider the ways God has redirected the plans you have made for yourself. Are you, in hindsight, able to see His redirection as a means of grace upon your life? Reflect on His goodness in intervening. Pray for the children who will learn from you today, that they would place their trust in the God whose plans are for our good and for His ultimate glory.



PREPARE

THE WEEK PRIOR

Prepare your heart to teach; plan the session



WELCOME

10–15 MINUTES

Greet kids and open the session



LEARN

25–30 MINUTES

Teach kids the story of the gospel



LOVE

15–20 MINUTES

Lead kids to love the God of the gospel



LIVE

15–20 MINUTES

Lead kids to live out the mission of the gospel



PREPARE

PRIOR TO TEACHING THE SESSION

GATHER Supplies

Keep a regular supply of the following items available at all times: Bibles, pens or pencils, markers, crayons, colored pencils, scissors, glue or tape, paper.



WELCOME

Activity Page

- ☐ "Mixed Up" activity page

Session Starter (Option 1)

- ☐ wooden or plastic building blocks, 10–20 per group
- ☐ timer

Session Starter (Option 2)

- ☐ red, blue, green, and yellow construction paper



LOVE

Review & Bible Skills

- ☐ Small Group Timeline and Map Set (optional)



LIVE

Activity Choice (Option 1)

- ☐ world map or globe
- ☐ stickers, 9

Reflection and Prayer

- ☐ Bible Story Coloring Page (optional)



LEARN

Introduce the Session

- ☐ countdown video
- ☐ Story Point Poster

Big Picture Question

- ☐ Big Picture Question Poster

Review the Timeline

- ☐ Giant Timeline

Tell the Bible Story

- ☐ "The Tower of Babel" video
- ☐ Bible Story Picture Poster
- ☐ wooden blocks (optional)

Questions from Kids

- ☐ "Unit 1, Session 5" Questions from Kids video

Missions Moment

- ☐ "The Reeses Say Thank You" missions video

Key Passage Activity

- ☐ Key Passage Poster
- ☐ "Countless (Psalm 104:24)" song
- ☐ worship song of your choice (optional)
- ☐ sticky notes



WELCOME Kids

Greet each kid as he or she arrives. Use this time to collect the offering, fill out attendance sheets, build relationships, and help new kids connect to your group.

SAY “What is something you made or created that you are proud of? Maybe you drew a beautiful picture or you built an awesome fort. Why did it make you proud?”

1 ACTIVITY PAGE (5 minutes)

Invite kids to complete “Mixed Up” activity page.

SAY “Today, we’ll hear a story about how God mixed up people’s language because they wanted to make their name great. But we’ll learn that only God is great and deserves praise.”

2 SESSION STARTER (10 minutes)

☐ OPTION 1: STACK THE BLOCKS

Form kids into groups of four or five and provide each group with a set of 10–20 wooden or plastic building blocks. Challenge groups to stack the blocks into the highest tower they can create in 30 seconds. Set a timer for 30 seconds and direct kids to build their tower. Recognize the group with the tallest tower. Repeat the challenge three more times while decreasing the time of each round to 20 seconds, 15 seconds, and 10 seconds. Recognize the winners of each round.

SAY “Do you think you could ever build a tower that reached heaven? [Allow responses.] No, no one can reach heaven by building a tower or through their own strength. Today, we will hear a story about a group of people who built a tower they wanted to reach the heavens so everyone would think they were great and praise them. Let’s get ready to learn how only **GOD IS GREAT AND DESERVES ALL WORSHIP.**”

☐ OPTION 2: SCATTER!



Tape the four colors of construction paper to individual walls: red, blue, green, yellow. Assign each of the kids one of the colors of the construction papers. Direct kids to form a large circle in the center of the room. Explain that they will walk in a circle until you yell, “scatter!” Then kids will run to their assigned color. The last kid to reach his color is out. Repeat the activity as time allows, or until one kid remains.

SAY “After the flood, more and more people were born on the earth. God commanded them to spread out on the earth. Instead, the people stayed together and formed a great city. Today, we will see how God scattered the people throughout the earth by confusing their languages.”





INTRODUCE the Bible Story

1 INTRODUCE THE SESSION (3 minutes)

Show the countdown video as you transition to introduce the Bible story. Set it to end as the session begins.

SAY “Welcome, kids! My name is [your name], and I am so glad you are here! Today, we will be reading from the book of Genesis. Genesis is the first book of the Bible. If you have your Bible with you, will you hold it up? **[Distribute Bibles to kids who need one.]**

Today, we will see how people still continued to sin after the flood. Instead of obeying God and making His name great, they wanted to become great. But only **GOD IS GREAT AND DESERVES ALL WORSHIP**. **[Display the Story Point Poster.]** Let’s ask God to help us understand this truth today. **[Invite kids to pray with you.]** ”

2 BIG PICTURE QUESTION (1 minute)

Display the Big Picture Question Poster.

SAY “Does anyone remember our big picture question? **[Allow responses.]** Our big picture question is, **Who is God?** Do you remember the answer? **[Allow responses.]** **God is our Creator and the King of everything.** Because **God is the Creator and the King of everything**, He deserves all worship.

Everyone was created by God to worship Him. He alone is perfect, good, and all-powerful. Worshiping God brings us joy because it is what we are made to do. We worship God because **God is our Creator and the King of everything.** ”

3 REVIEW THE TIMELINE (1 minute)

Show the Giant Timeline. Point to individual Bible stories as you review.

SAY “Adam and Eve disobeyed God’s command and sin entered the world. Sin spread to Adam and Eve’s children, Cain and Abel. Cain sinned and killed his brother Abel. Because of Cain’s sin, he was separated from God. Last week, we heard the story of the great flood where God was right to judge sin. God punished people for their sin because everything they did was evil. But God chose to save Noah and his family. God promised that He would never destroy the earth by a flood again. Today, we will see how people continued to sin and wanted to be as important as God. ”



LEARN

THE STORY OF THE GOSPEL

LEARN the Bible Story

1 TELL THE BIBLE STORY: VIDEO OR STORYTELLER (10 minutes)

Open your Bible to Genesis 11:1-9. Use the Bible storytelling tips to help you tell the story, or show the Bible story video “The Tower of Babel.” Use the bold text to retell or review the story.

THE TOWER OF BABEL

“After the great flood, God told Noah and his sons to grow their families and fill the earth. Noah’s sons and their wives had children, and all their families grew. Over time, the people traveled through a valley and decided to live there.

At this time, everyone in the world spoke the same language. The people said, “We don’t want to be scattered all over the earth. Let’s build a city with a tower so big that it touches the sky. The tower will make us famous! Then we can stay here together instead of spreading out over the earth.”

The people were not doing what God had told them to do. They wanted to be as important as God. They wanted to say, “Look how great we are,” instead of “Look how great God is.” They wanted glory for themselves instead of God. But God is greater than anyone. God created people to worship Him and give glory to Him alone.

The people made bricks out of clay and baked them in the fire to make stones. Then they used the stones to start building the tower.

God came down to look at the tower. God said, “If they are doing this as one people all having the same language, they will keep thinking up more bad things to do. We need to stop them.”

So God mixed up the people’s words. Instead of everyone speaking the same language, everyone spoke different languages. When people tried to make plans, they could not understand what other people were saying. If one workman said, “Hand me another brick,” nobody else knew what he wanted.

The people had to stop building the city. God made it so the people did just what He had told them to do after the flood: They were scattered all over the world. The city with the unfinished tower was called Babel.

Christ Connection: People ignored God’s plan and tried to make a name for themselves, so God confused their language and scattered the people all over the earth. One day, Jesus will gather together all of God’s people—people from every tribe and people who speak all kinds of languages—and they will worship Him. (Revelation 7:9-10) ”

STORYTELLING TIPS

Display a tower:

Display a tower built from blocks as you tell the story.

Define it: Tell kids that the word *Babel* means confusion.



THE STORY OF THE GOSPEL

2 REVIEW THE BIBLE STORY

SAY “ After the flood, people all spoke the same language and lived in the same place. Why did the people build the tower? [Allow responses.] The people built the tower to show how great and important they thought they were. When people think they are more important than God, they are showing pride. Only **GOD IS GREAT AND DESERVES ALL WORSHIP**. Pride is sin and turns us away from God. Pride makes us think we don’t need Him. But all people were created to worship God and make His name great.

God came down to the people and saw their sin. He knew their sin would destroy them, and because of His love for people, God acted for their good. How did God stop the people from continuing to build the tower? [Allow responses.] God confused the people’s language. One person spoke one language, and another person spoke a different language. Because no one could understand each other, it was impossible for them to work together.

What happened because God confused the people’s language? [Allow responses.] God scattered the people over all the earth. People ignored God’s plan and tried to make a name for themselves, so God confused their language and scattered the people all over the earth. One day, Jesus will gather together all of God’s people—people from every tribe and people who speak all kinds of languages—and they will worship Him. (Revelation 7:9-10) ”

3 GOSPEL DISCUSSION

SAY “ Just like God came down to stop the people from building the tower, Jesus came down to earth to save us from sin. God doesn’t want anyone to be separated from Him. Through Jesus, we can be forgiven of sin and have the hope of living with God forever. ”

(Tip: Use Scripture and the Gospel Plan Poster to explain how to become a Christian. Make sure kids know when and where they can ask questions.)

4 QUESTIONS FROM KIDS (3 minutes)

Show the “Unit 1, Session 5” Questions from Kids video. Prompt kids to discuss:

1. Is reading the Bible and praying enough to be saved? How do we get into heaven?
2. We are saved by faith in Jesus. How does obeying God show we are saved?

5 MISSIONS MOMENT (3 minutes)

Play the missions video.

SAY “ The missionaries in Brazil are encouraged when people serve on short-term missions trips to help them share the gospel. The people of Brazil are also encouraged to know that others around the world care about them and want to serve them. Missions offerings and prayer make it possible for full-time missionaries, like the Reeses, to live in other countries to tell the people about Jesus. ”

Pray for the Reeses and other missionaries in Brazil. Pray for more people to pray, give, and go on missions trips to tell the good news about Jesus all over the world.



LEARN

THE STORY OF THE GOSPEL

6 KEY PASSAGE ACTIVITY (5 minutes)

Before the session, write each word of the key passage on individual sticky notes. For larger groups, consider creating more than one set. Show the Key Passage Poster. Lead kids in reading aloud Psalm 104:24 together.

SAY “Only **GOD IS GREAT AND DESERVES ALL WORSHIP**. God made us to know Him and worship Him. Even though people are now scattered over all the earth, everyone who trusts in Jesus will one day be gathered to Him.”

Scatter the sticky notes with the words from the key passage all over a wall. Lead kids to work together to gather the sticky notes and place them in the correct order of the key passage. Read the key passage aloud together.

Lead kids to sing “Countless (Psalm 104:24).” You may also choose to sing a worship song of your choice.

7 PRAY (2 minutes)

Invite kids to pray before transitioning to Love.

SAY “Thank You, Lord, for Your promise to bring everyone who trusts in Jesus back to You. Help us turn away from making ourselves great. Only You are great, God. Amen.”

Transition from **LEARN** to **LOVE**





LOVE

THE GOD OF THE GOSPEL

LOVE God by Applying the Story

1 REVIEW & BIBLE SKILLS (5 minutes)

Distribute Bibles and display the Old Testament Mediterranean Map. Guide kids to open their Bibles to Genesis 11. Invite kids to name the first five books of the Bible, in order. If kids don't know the Bible books, allow them to use their Bibles. Challenge kids to learn the Bible books in order.

Consider pointing out the location of Babylon (E11), where this story took place, on the Old Testament Mediterranean Map. Choose a volunteer to read aloud Genesis 11:4 or ask the kids to follow along as you read the verses aloud.

SAY “What do we learn about the people in this verse? [Allow responses.] They wanted to make a name for themselves. It can be very tempting to want others to see how great or important we think we are. Anytime we try to make ourselves greater than God, we are sinning. Only **GOD IS GREAT AND DESERVES ALL WORSHIP**. When we see sin like this in our lives, we can ask God to help us turn away from it. Jesus gives us the power to say no to sin and helps us live to make God famous.”

2 GROUP DISCUSSION (10 minutes)

Ask the following questions. Lead the group to discuss.

SAY “What are ways people try to make themselves great?”

Discuss how we can turn good gifts or abilities into ways to bring praise to our own names. Tell kids that building a tower is not bad, but when the people used the tower to make their name great, their actions became sinful. Discuss how kids might brag about what they own or their special athletic abilities or their grades to make their names great.

SAY “Why is only God great?”

Encourage kids to remember that God is the Creator and King of everything. Tell kids that everything exists because He made it to bring glory to His name. Explain how only God is perfect and never sins. Remind kids that they were made to worship Him and find true joy in knowing Him.

SAY “How can we show others that only God is great and deserves worship?”

Discuss how we can make God's name great by telling others about His love, forgiveness, and salvation through Jesus. Tell kids that everyone needs to hear the good news of the gospel. Remind kids that all people sin and that no one can get to heaven by good works, making their name great, or trying to earn God's love. Discuss how Jesus changes our hearts so that our greatest desire is to worship God. Tell kids that sharing the gospel is one way we worship God.

Transition from **LOVE** to **LIVE**





THE STORY OF THE GOSPEL

LIVE the Mission

1 ACTIVITY CHOICE (10 minutes)

☐ OPTION 1: AROUND THE WORLD

Display a globe or a large world map. Tell kids that the map shows over 190 countries in the world and that across the world there are more than 7,000 languages. Point to each country listed below and share one of the languages spoken there. Invite volunteers to place a sticker on each country you point to.

- China, Mandarin Chinese
- India, Hindi
- Indonesia, Javanese
- Egypt, Arabic
- Argentina, Spanish
- Brazil, Portuguese
- Turkey, Turkish
- France, French
- Kenya, Swahili

SAY “ In our Bible story, we learned how different languages of the world began. One day, Jesus will gather together all of God’s people—people from every tribe and people who speak all kinds of languages—and they will worship Him. ”

☐ OPTION 2: MAKE GOD FAMOUS



Form kids into groups of three or four. Tell groups that they will pretend they are the hosts of a TV show or internet channel. Direct groups to create a show where they broadcast how great God is. Encourage kids to think about why only God deserves our worship and praise. Challenge kids to list out reasons why God is great such as He is holy, Creator, good, Savior, King, etc. Then invite each group to “host” their show for everyone.

SAY “ **GOD IS GREAT AND DESERVES ALL WORSHIP.** He is our Creator and King. He loves us and proved His love for us when He sent Jesus to die for our sins. He forgives us and promises life with Him forever when we trust in Him. He provides for us and watches over us. And we could list even more ways God deserves our worship and praise. This week, share the good news of Jesus with someone and invite them to see why God is great. ”

2 REFLECTION AND PRAYER (5 minutes)

Distribute a sheet of paper and pencil to each kid. Ask the kids to write about or draw a picture to answer the following questions:

- What does this story teach me about God or the gospel?
- What does this story teach me about myself?
- Who can I tell about this story?

Be sure to send the sheets home with the kids along with the activity pages so parents can continue to discuss the Bible story with their kids. If time remains, take prayer requests or allow kids to complete the Bible story coloring page. Pray for your group.

ABRAM FOLLOWED GOD

GENESIS 11-13



KEY PASSAGE: Psalm 100:5

BIG PICTURE QUESTION: Does God keep His promises? Yes, God always keeps His promises because He is faithful.

CHRIST CONNECTION: Abram believed God's words and obeyed God's call to leave his land and his family. God promised to bless Abram and the whole world through one of Abram's descendants. God kept this promise when He sent Jesus, who left heaven and came into the world to rescue sinners.

STORY POINT: Abram obeyed God's call.



PRIOR TO TEACHING THE SESSION

LEADER Bible Study

In today's passage, we read how Abram began his journey of following God. He showed marvelous faith by believing the promises God made to him, and he walked in obedience to the command of God. God proved Himself faithful and used Abram to display the glories of His promises, which would one day be fulfilled through the sacrifice and resurrection of the only truly righteous One, Jesus Christ.

How did God use Abram's story to demonstrate His faithfulness? How is Abram's call to follow God similar to our own stories today?

We learn from Joshua 24:2 that Abram was not raised by a family that worshiped God, but by idol worshipers. He did not know the Word of God until the day he heard it spoken to him as an old man: "Go from your land... to the land that I will show you. I will make you into a great nation" (Genesis 12:1-2). In the very next verse, Abram promptly obeyed and began his journey, just as the Lord had told him. God called him to leave the comforts of his familiar life in pursuit of God and His glory. Abram did not follow God perfectly, and still he was called a friend of God (James 2:23).

God drew near to Abram, calling him out of darkness and into His light. Today, the same God calls us to believe this same promise of rescue that was brought to completion through His Son, Jesus, who left the comforts of heaven and came into the world to save sinners. Jesus is the better Abram who trusted and obeyed the Father, "becoming obedient to the point of death—even to death on a cross" (Philippians 2:8). The steps Abram took were out of faith—faith that God would keep him safe, provide for him, and keep His promises. Abram believed God was worthy of forsaking all else. May the boys and girls who hear today's truths take steps toward trusting the same God who is worthy of our love, trust, and faithful devotion.



PREPARE

THE WEEK PRIOR

Prepare your heart to teach; plan the session



WELCOME

10–15 MINUTES

Greet kids and open the session



LEARN

25–30 MINUTES

Teach kids the story of the gospel



LOVE

15–20 MINUTES

Lead kids to love the God of the gospel



LIVE

15–20 MINUTES

Lead kids to live out the mission of the gospel



PREPARE

PRIOR TO TEACHING THE SESSION

GATHER Supplies

Keep a regular supply of the following items available at all times: Bibles, pens or pencils, markers, crayons, colored pencils, scissors, glue or tape, paper.



WELCOME

Activity Page

- ☐ "Where Did God Call Abram?" activity page



LOVE

Review & Bible Skills

- ☐ Small Group Timeline and Map Set (optional)



LEARN

Introduce the Session

- ☐ countdown video
- ☐ Story Point Poster

Big Picture Question

- ☐ Big Picture Question Poster

Review the Timeline

- ☐ Giant Timeline

Tell the Bible Story

- ☐ "Abram Followed God" video
- ☐ Bible Story Picture Poster
- ☐ Old Testament Kingdoms Map (optional)
- ☐ compass (optional)

Questions from Kids

- ☐ "Unit 2, Session 1" Questions from Kids video

Missions Moment

- ☐ "Send Indiana" missions video

Key Passage Activity

- ☐ Key Passage Poster
- ☐ "The Lord Is Good (Psalm 100:5)" song
- ☐ worship song of your choice (optional)



LIVE

Activity Choice (Option 1)

- ☐ craft sticks, 3 per kid
- ☐ fabric
- ☐ cardstock pieces, 1 per kid

Activity Choice (Option 2)

- ☐ music
- ☐ candy pieces (optional), 1 per kid

Reflection and Prayer

- ☐ Bible Story Coloring Page (optional)



WELCOME Kids

Greet each kid as he or she arrives. Use this time to collect the offering, fill out attendance sheets, build relationships, and help new kids connect to your group.

SAY “Do you like to travel? Would you rather travel somewhere hot or cold? Or would you rather go to the mountains or the beach? Why?”

1 ACTIVITY PAGE (5 minutes)

Invite kids to complete “Where Did God Call Abram?” activity page.

SAY “In today’s Bible story, we will learn how **ABRAM OBEYED GOD’S CALL** and journeyed to the land of Canaan.”

2 SESSION STARTER (10 minutes)

☐ OPTION 1: FOLLOW ME



Choose a kid to be the leader and direct the remaining kids to form a line behind her. Encourage the leader to jump, wiggle, dance, skip, crawl, etc. while the other kids follow and mimic her movements. Consider making a promise to the kids, such as allowing them to have a couple minutes of “free time” later on, if they follow the leader. Repeat the activity, choosing new kids to be the leader each time.

SAY “In order to follow the movements of the leader, you had to keep your eyes on them at all times. Today, we’ll learn how a man named Abram followed God even when his eyes didn’t see all God called him to. We’ll see how **ABRAM OBEYED GOD’S CALL** and followed Him. He trusted God’s Word and His promises. We’ll learn that we can always trust God because His promises are always true.”

☐ OPTION 2: MAKE A MAP

Provide each kid with a piece of paper and markers. Prompt kids to think about the home they live in. Challenge kids to draw a “map” of their home by creating an outline of their home. Encourage kids to draw lines to create the rooms of the house. Then, direct kids to make arrows from the front door of their house to their bedroom. If time allows, invite kids to share how to get from the front door to their room.

SAY “Maps can be helpful when we are traveling to new places. They show us the way to go. Today, we will learn that as God called Abram to a new land, Abram had to rely on where God led him. Following God is better than any map because God can always be trusted to lead us to what is best. Today, we’ll learn that as God called Abram to a new land, He also made special promises. God always keeps His promises.”





LEARN

THE STORY OF THE GOSPEL

INTRODUCE the Bible Story

1 INTRODUCE THE SESSION (3 minutes)

Show the countdown video as you transition to introduce the Bible story. Set it to end as the session begins.

SAY “Welcome, kids! My name is [your name], and I am so excited you are here. Together, we get to study true stories from the Bible. The Bible is God’s Word and how He reveals Himself to us. By reading the Bible, we come to know who God is and His promises for us. Today, we will be reading about promises God made to Abram and how **ABRAM OBEYED GOD’S CALL**. [Display the Story Point Poster.]

Did you bring your Bible with you? If so, please take it out. [Distribute Bibles to kids who need one.] Today, as we learn about how Abram followed God’s call and moved to a new land, let’s prepare our hearts to hear from God’s Word. Pray with me: ‘Dear God, please open my ears to listen and hear what You would have me learn today. And help me believe like Abram. Amen.’ ”

2 BIG PICTURE QUESTION (1 minute)

Display the Big Picture Question Poster.

SAY “As we learn more about God’s promises to Abram, we have a new big picture question: **Does God keep His promises?** The answer to this question is, **Yes, God always keeps His promises because He is faithful**. Let’s say the answer together: **Yes, God always keeps His promises because He is faithful**.

What do you think faithful means? [Allow responses.] To be faithful means to always be true and dependable. God is faithful because He always does what He says He will do. God never lies and never changes. He always keeps His promises and never fails us. We can always trust God. As we learn about Abram, we’ll see how God kept the promises He made to Abram. ”

3 REVIEW THE TIMELINE (1 minute)

Show the Giant Timeline. Point to individual Bible stories as you review.

SAY “God is the Creator and King of everything. He made everything to show how great and wonderful He is. But Adam and Eve disobeyed God’s command and sin came into the world. People were separated from God because of their sin. People’s sin grew and spread into all the world. So God judged sin by sending a flood to destroy the earth. Only Noah and his family were saved. Last week, we learned that people tried to make their name great by building a tower. God confused their language so they would be scattered over the earth. Today, we will continue to learn how God’s plan to rescue sinners would continue through the promise He made to a man named Abram. ”



LEARN

THE STORY OF THE GOSPEL

LEARN the Bible Story

1 TELL THE BIBLE STORY: VIDEO OR STORYTELLER (10 minutes)

Open your Bible to Genesis 11:27–13:18. Use the Bible storytelling tips to help you tell the story, or show the Bible story video “Abram Followed God.” Use the bold text to retell or review the story.

ABRAM FOLLOWED GOD

“**Abram was a descendant of Noah. He started a journey with his wife, Sarai; his father, Terah; and his nephew Lot to the land of Canaan.** But on the way there, they decided to settle in the city of Haran instead.

God spoke to Abram. He said, “Go from your land and your family to a place I will show you. I will bless you and make you into a great nation, and the whole world will be blessed through you.” Abram went, just as God told him. Sarai and Lot went with him. God led Abram to the land of Canaan. God said, “This is the land I will give to your children.” So Abram built an altar to the Lord there.

A famine came to the land and the people did not have enough food to eat, so Abram, Sarai, and Lot went to Egypt. After some time, they traveled back to Canaan and went to the place where Abram had built the altar—between Bethel and Ai. At this time, Abram was very rich. He had many livestock, silver, and gold. Lot was also rich with many flocks, herds, and tents. Now they had a problem. The land could not support all of their animals and the people with them. The herdsmen taking care of Abram’s livestock argued with the herdsmen taking care of Lot’s livestock.

So Abram and Lot decided to separate. Abram said to Lot, “Look at this whole land before you.” He let Lot choose which land to live in. **“If you go left, I will go right,” said Abram. “If you go right, I will go left.”**

Lot looked out and saw that the entire plain of the Jordan was well watered like a beautiful garden, so he chose to live there. Lot journeyed to the east and lived in the cities on the plain near Sodom, and Abram lived in the land of Canaan.

After Lot left Abram, God again spoke to Abram. God said, “Look north, south, east, and west. I will give all that you see to your children forever. I will give you more descendants than you can count. Get up and walk through the land I have given you.” So Abram moved his tent to a place called Hebron, and he again built an altar to the Lord.

Christ Connection: Abram believed God’s words and obeyed God’s call to leave his land and his family. God promised to bless Abram and the whole world through one of Abram’s descendants. God kept this promise when He sent Jesus, who left heaven and came into the world to rescue sinners.”

STORYTELLING TIPS

Display a compass:

Display a compass and tell kids how it points north and is used for finding direction. Remind kids that God always “points” us or leads us to what is best.

Map it: Use the Old Testament Kingdoms Map to show the different locations Abram traveled to such as Bethel (G4), Canaan (F4), and Hebron (I4).



LEARN

THE STORY OF THE GOSPEL

2 REVIEW THE BIBLE STORY

SAY “ Abram came from the family of Noah. God spoke to Abram and told Abram to leave his homeland and go to a new land that He would show him. What did God promise Abram? **[Allow responses.]** God promised that He would make Abram into a great nation and that the world would be blessed through his family. What did Abram do when God called him to leave his home and go to a new land? **[Allow responses.]** **ABRAM OBEYED GOD’S CALL.** Even though he didn’t know exactly where to go, he trusted God and obeyed Him. God led Abram to the land of Canaan.

Later, Abram and Lot ran into a problem. What was the problem? **[Allow responses.]** They had too many people and possessions to all live in one place. So, Abram and Lot separated and set up their tents in opposite lands. When Abram was in his land, God repeated His promises to Abram. What were the promises God repeated? **[Allow responses.]** God said He would give Abram’s family all the land and that He would make Abram’s family filled with more people than Abram could count.

Abram believed God’s words and obeyed God’s call to leave his land and his family. God promised to bless Abram and the whole world through one of Abram’s descendants. God kept His promise when He sent Jesus, who left heaven and came into the world to rescue sinners. We can always trust God to do what He says, and like Abram, we can follow God and obey Him. ”

3 GOSPEL DISCUSSION

SAY “ Jesus obeyed God, His Father, by leaving heaven and coming to die for our sins. Jesus is better than Abram because He alone perfectly obeyed God all of the time. God promises that everyone who trusts in Jesus will be forgiven of their sins and receive eternal life. Have you believed in Jesus? Everyone is invited to trust in Him! ”

(Tip: Use Scripture and the Gospel Plan Poster to explain how to become a Christian. Make sure kids know when and where they can ask questions.)

4 QUESTIONS FROM KIDS (3 minutes)

Show the “Unit 2, Session 1” Questions from Kids video. Prompt kids to discuss:

1. Do we have to love God more than we love our parents? Why?
2. How does obeying God show that we love Him and others?

5 MISSIONS MOMENT (3 minutes)

SAY “ Indiana is in the Midwest part of the United States. Indiana is known for its motor speedway, professional football and basketball teams, and popular universities. It also has many large farms and smaller family-owned farms. Indiana is one of the states known as ‘America’s Breadbasket’ because Midwestern farmers grow much of the wheat needed to make bread in the United States. ”

Play the missions video. Tell kids that Send Network hopes to start more churches in Indiana so more people can hear the good news about Jesus. Explain that Send Network needs



LEARN

THE STORY OF THE GOSPEL

churches to partner with them by praying for the missionary families starting the new churches, by providing resources to help support the new churches, and by providing people to go on short-term missions trips to share the gospel. Pray that God continues to help people obey His call to share Jesus with others. ”

6 KEY PASSAGE ACTIVITY (5 minutes)

Show the Key Passage Poster. Lead kids in reading aloud Psalm 100:5 together.

SAY “ Our new key passage shares that not only is God good, but He is faithful to all generations. His love for His people will continue on and on. ”

Guide kids to sit in a large circle. Say the key passage aloud together and direct kids to pat their knees and clap their hands, keeping a beat with each word of the key passage. Consider leading kids to pat or clap beats for each syllable of longer words. Repeat, practicing slowing down the beat or speeding it up each round.

Lead kids to sing “The Lord Is Good (Psalm 100:5).” You may also choose to sing a worship song of your choice.

7 PRAY (2 minutes)

Invite kids to pray before transitioning to Love.

SAY “ Dear God, You are faithful, and we can trust You to keep Your promises. Thank You for loving us and sending Your Son, Jesus, to rescue us from sin. Help us believe in You and obey Your Word. Amen. ”

Transition from **LEARN** to **LOVE**





LOVE

THE GOD OF THE GOSPEL

LOVE God by Applying the Story

1 REVIEW & BIBLE SKILLS (5 minutes)

Distribute Bibles and display the Old Testament Kingdoms Map. Tell kids that the Old Testament has 39 books. Invite kids to find the books of Genesis, Exodus, Ruth, and 2 Samuel. Tell kids that in each of the books, we find more people from Abram's family. Explain that God's big story of salvation was being worked out as God grew Abram's family to one day bring Jesus into the world. Then guide kids to open their Bibles to Genesis 12.

Consider pointing out the location of Hebron (I4), where Abram settled in Canaan, on the Old Testament Kingdoms Map. Choose a volunteer to read aloud Genesis 12:1-2 or ask the kids to follow along as you read the verses aloud.

SAY “ The Lord told Abram to leave his land, his relatives, and his home to go to the land God would show him. **ABRAM OBEYED GOD’S CALL.** Even though he didn’t know or understand all that God was doing, Abram trusted God. God is faithful and worthy of our trust and obedience.

God wants us to follow Him and obey Him. He may not tell us to leave everything like Abram, but God does want us to trust His Word and obey His good commands. God wants us to trust in His Son, Jesus. When we follow Jesus, God promises to always be with us and forgive our sin. ”

2 GROUP DISCUSSION (10 minutes)

Ask the following questions. Lead the group to discuss.

SAY “ What are some ways we can obey God? ”

Discuss how the Bible provides us with ways God has called us to obey Him. Tell kids that apart from faith in Jesus, we cannot obey God in a way that pleases Him. Share that when we trust in Jesus, we are given new hearts that want to obey God. Share how we can obey God in many ways like reading our Bibles, praying, going to church, sharing the gospel, and being generous.

SAY “ What are promises God makes to those who trust in Jesus? ”

Share how God promises to forgive us of our sin, be our hope, always love us, give us eternal life, always be with us, provide for us, and so much more. Encourage kids to remember they can always trust in God's promises because He is faithful.

SAY “ Will God still be faithful to us if we sin? Why? ”

Tell kids that everyone sins because everyone disobeys God. Discuss how even when we trust in Jesus, we will still sin, but God's promises are not dependent on our faithfulness or perfection. Share how God's promises are found in who Jesus is and what Jesus has done. Remind kids that when we trust in Jesus, God will always be faithful to us.

Transition from **LOVE** to **LIVE**





LIVE

THE STORY OF THE GOSPEL

LIVE the Mission

1 ACTIVITY CHOICE (10 minutes)

☐ OPTION 1: MAKE A TENT

Before the session, cut fabric into right triangles. The fabric triangles will be used to make the flaps of the tent door. Make sure the longest side of each right triangle is long enough to extend the length of a craft stick, while the shortest end of the triangle only extends half the length of a craft stick. Make two fabric triangles for each kid.

Provide each kid with three craft sticks, two fabric triangles, glue, a piece of cardstock, marker, and scissors. Direct kids to form a triangle with their craft sticks and glue the ends together. Then lead kids to place their craft stick triangle on the cardstock and trace around it to make a triangle. Cut out the triangle and glue it to the craft sticks. Next, assist kids in gluing the fabric to the craft sticks to create the flaps of the tent door. Only glue the longest side of the fabric to two of the craft sticks. Finally, assist kids in writing *God is faithful* on their cardstock. Read Hebrews 11:8-10.

SAY “**ABRAM OBEYED GOD’S CALL** and trusted God’s Word. He lived in a tent in the land God called him to because He knew God was faithful to keep His promise.”

☐ OPTION 2: PASS THE PROMISE



Write the following promise God gave Abram on a piece of paper: God promised to bless the whole world through Abram’s family. Lead kids to sit in a large circle and read the promise aloud to them. Tell kids that you will play music and as the music plays, they will pass the promise around the circle. Tell kids that whenever the music stops, whoever is holding the promise needs to say “Jesus made the promise true.” Consider also offering a piece of candy to the kid who receives the promise. Repeat, playing several rounds, allowing different kids to hold the promise each time.

SAY “God’s promises always come true. **God always keeps His promises because He is faithful.** We can trust God and obey Him knowing He will do what He says. Jesus made the promise God gave Abram come true because through faith in Jesus, anyone who trusts in Him is forgiven of his or her sins and becomes a part of God’s family forever.”

2 REFLECTION AND PRAYER (5 minutes)

Distribute a sheet of paper and pencil to each kid. Ask the kids to write about or draw a picture to answer the following questions:

- What does this story teach me about God or the gospel?
- What does this story teach me about myself?
- Who can I tell about this story?

Be sure to send the sheets home with the kids along with the activity pages so parents can continue to discuss the Bible story with their kids. If time remains, take prayer requests or allow kids to complete the Bible story coloring page. Pray for your group.

GOD'S COVENANT WITH ABRAHAM

GENESIS 12; 15; 17



KEY PASSAGE: Psalm 100:5

BIG PICTURE QUESTION: Does God keep His promises? Yes, God always keeps His promises because He is faithful.

CHRIST CONNECTION: God kept His promises to Abraham. Abraham became the father of the nation of Israel. Jesus came into the world as a descendant of Abraham to fulfill God's promise. All who place their faith in Jesus are part of God's family forever.

STORY POINT: Abraham believed God's promise.



PRIOR TO TEACHING THE SESSION

LEADER Bible Study

In today's reading, we see how God kept and demonstrated His faithfulness to Abraham by establishing a covenant with him. The faithfulness of God is shown through Abraham's family lineage as God's promises were ultimately fulfilled in the life, death, and resurrection of Jesus—a descendant of Abraham.

How did God establish His covenant with Abraham? What was the significance of Abram's name change?

Though the promises of Genesis 15:4 were years away from fulfillment, God made a covenant to show that He would be faithful to do what He promised Abraham no matter what. God wagered His namesake through establishing this covenant, promising on behalf of His own name and reputation that His promises would indeed come to pass. Animal blood was shed through this ceremony and was used to seal the covenant, demonstrating the gravity of what was at stake. God spoke to His servant's questions regarding his inheritance of both a nation and a land to call their own.

In chapter 17 when Abram received his new name from God, he was 99 years old—still childless, yet still believing by faith. For him to father not only a son, but an entire nation seemed implausible. Yet, God changed Abram's name from "The Father is Exalted" to Abraham, "Father of a Multitude." Though the promise of a descendant was not yet in his reach, God spoke to him and over him that His Word was true and worthy of his obedience.

The bloodshed in this covenant agreement foreshadowed the blood to be shed as God's promises would find ultimate fulfillment in Jesus. Through His Son, God would do what seemed more impossible than Abram's unlikely fatherhood—God would make the way for the unrighteous to be brought into His family forever. Like Abraham, we are counted as righteous when we place our faith in Christ and in His finished work on the cross. Reflect on the great lengths God demonstrated to prove that His covenant was trustworthy and how He brought it to completion through Jesus. Now is time to proclaim this covenant love to the kids who will learn from you today. May you speak clearly about the loving faithfulness of your Father in heaven.



PREPARE

THE WEEK PRIOR

Prepare your heart to teach; plan the session



WELCOME

10–15 MINUTES

Greet kids and open the session



LEARN

25–30 MINUTES

Teach kids the story of the gospel



LOVE

15–20 MINUTES

Lead kids to love the God of the gospel



LIVE

15–20 MINUTES

Lead kids to live out the mission of the gospel



PREPARE

PRIOR TO TEACHING THE SESSION

GATHER Supplies

Keep a regular supply of the following items available at all times: Bibles, pens or pencils, markers, crayons, colored pencils, scissors, glue or tape, paper.



WELCOME

Activity Page

- ☐ "A Bright Promise" activity page

Session Starter (Option 1)

- ☐ ziplock bags, 1 per pair
- ☐ water
- ☐ star confetti
- ☐ blue and purple food color (optional)
- ☐ duct tape
- ☐ tablecloths, 1 per table

Session Starter (Option 2)

- ☐ dry erase boards, 1 per team
- ☐ dry erase markers, 1 per team



LOVE

Review & Bible Skills

- ☐ Small Group Timeline and Map Set (optional)



LIVE

Activity Choice (Option 1)

- ☐ "Abraham Timeline" printable, 1 per kid

Activity Choice (Option 2)

- ☐ tennis balls, 1 per pair
- ☐ dry erase board and marker

Reflection and Prayer

- ☐ Journal Page
- ☐ Bible Story Coloring Page (optional)



LEARN

Introduce the Session

- ☐ countdown video
- ☐ Story Point Poster

Big Picture Question

- ☐ Big Picture Question Poster

Review the Timeline

- ☐ Giant Timeline

Tell the Bible Story

- ☐ "God's Covenant with Abraham" video
- ☐ Bible Story Picture Poster
- ☐ glow-in-the-dark stars (optional)
- ☐ flashlight (optional)

Questions from Kids

- ☐ "Unit 2, Session 2" Questions from Kids video

Missions Moment

- ☐ "McCormick Family Photo" printable

Key Passage Activity

- ☐ Key Passage Poster
- ☐ "The Lord Is Good (Psalm 100:5)" song
- ☐ worship song of your choice (optional)
- ☐ dry erase board, marker, eraser



WELCOME Kids

Greet each kid as he or she arrives. Use this time to collect the offering, fill out attendance sheets, build relationships, and help new kids connect to your group.

SAY “Have you ever tried to count the stars in the night sky? What number did you reach? How many stars do you think exist?”

1 ACTIVITY PAGE (5 minutes)

Invite kids to complete “A Bright Promise” activity page.

SAY “When people make promises, they may or may not keep them. But when God makes a promise, He keeps it. Today, we will learn that **ABRAHAM BELIEVED GOD’S PROMISE.**”

2 SESSION STARTER (10 minutes)

☐ OPTION 1: STARRY SKY

Before the session, create a “starry sky” for each pair of kids by filling a ziplock bag three-fourths full of water and adding a ½ cup of star confetti. Additionally, blue and purple food color could be added. Before closing the bag, remove as much air as possible. Secure the ziplock seal and use duct tape to ensure no leaks. Consider placing tablecloths on tables and taping each bag to the table.

Form kids into pairs and provide them with a “starry sky.” Invite kids to gently push on the bag and move the stars around. Then direct kids to count as many stars as they can. Invite each pair of kids to share how many stars they counted.

SAY “On the fourth day of creation, God created the stars to reign in the night sky. In our story today, we will see how God used the stars in the sky to remind Abraham about His promise to make Abraham’s family into a great nation. We’ll also learn that **ABRAHAM BELIEVED GOD’S PROMISE.**”

☐ OPTION 2: PROMISE RELAY



Form kids into teams of four to seven kids. Guide teams to line up behind a starting point and explain that each team will need to write out the word promise to win. Place a dry erase board for each team at the opposite end of the room. On your start direct the first kids from each team to run to the dry erase board, write the letter P, and run back to their team. Continuing directing kids to run and write the letter you tell them until one team is first to spell promise.

SAY “We wrote the word promise. What is a promise? [Allow a volunteer to respond.] A promise is a statement by a person that he or she will or will not do something. When someone makes a promise, he is saying that he will hold true to what he said. Sometimes, people break promises, but **God always keeps His promises because He is faithful.** Today, we will learn that God made a special promise called a covenant that He would keep no matter what.”





INTRODUCE the Bible Story

1 INTRODUCE THE SESSION (3 minutes)

Show the countdown video as you transition to introduce the Bible story. Set it to end as the session begins.

SAY “ Welcome, kids. I am so glad you’re here! My name is [your name]. Today, we will continue to learn about God’s promises to Abram. As we hear our story today, we’ll see that God changed his name to Abraham. Let’s take out our Bibles and open them to the book of Genesis. **[Distribute Bibles to kids who need one.]**

God made many promises in the Bible. Each time we read a promise in God’s Word, we can trust that God will keep it. Today, we will see how **ABRAHAM BELIEVED GOD’S PROMISE**. **[Display the Story Point Poster.]** As we get ready to hear our Bible story, let’s ask God to help us hear and believe His Word. **[Invite kids to pray with you.]** ”

2 BIG PICTURE QUESTION (1 minute)

Display the Big Picture Question Poster.

SAY “ Do you remember our big picture question? **[Allow responses.]** Our big picture question is, **Does God keep His promises?** Does anyone remember the answer? **[Allow responses.] Yes, God always keeps His promises because He is faithful.**

Today, we will see how God made a covenant with Abraham and how **ABRAHAM BELIEVED GOD’S PROMISE**. We can believe God’s promises, like Abraham, because God always does what He says He will do. God was faithful to His promises. He did what He said He would do by sending Jesus to save us from sin. We can put our trust in God’s Son, Jesus. All who place their faith in Jesus are part of God’s family forever. ”

3 REVIEW THE TIMELINE (1 minute)

Show the Giant Timeline. Point to individual Bible stories as you review.

SAY “ What happened when Adam and Eve disobeyed God’s command in the garden of Eden? **[Allow responses.]** God promised to send a Savior into the world to rescue people from sin and death. **God always keeps His promises because He is faithful.** God promised to save Noah and his family, and God did. Many years later, God chose Abraham and promised to bless the whole world through his family. Through Abraham’s family, Jesus would one day come into the world. Today, we will learn how God repeated His promises to Abraham and made a special covenant with Abraham to show that He would be faithful to His promises. ”



LEARN the Bible Story

1 TELL THE BIBLE STORY: VIDEO OR STORYTELLER (10 minutes)

Open your Bible to Genesis 12:1-3; 15; 17:1-9. Use the Bible storytelling tips to help you tell the story, or show the Bible story video “God’s Covenant with Abraham.” Use the bold text to retell or review the story.

GOD’S COVENANT WITH ABRAHAM

“The first time God spoke to Abram, He made a promise: **“I will bless you and make you into a great nation, and the whole world will be blessed through you.”**

Abram knew that in order for his descendants to become a great nation, he would need to have at least one child. But he **and his wife Sarai (SEHR igh) had no children!** God knew Abram was worried, so he **took Abram outside one night and said, “Look at the sky and count the stars, if you can.”**

There were too many stars to count! God said, “Your family will have as many people as there are stars in the sky.” This was an amazing promise! **Abram believed God’s promises, and God counted him as righteous because of his faith.**

Then God reminded Abram of another promise, the one He had made years earlier: **“I will give this land to your children.”** Abram wanted to be sure. “How will I know this is true?” he asked.

To help Abram know that He would keep His word, God made a covenant, or special promise, to Abram. **God asked Abram to bring a cow, a goat, a ram, a turtledove, and a young pigeon. Abram cut the animals in half and laid them across from each other. The sun was setting, and Abram fell into a deep sleep.**

As Abram slept, God told him about the future: Abram’s family would be slaves to another people for many years, but God would rescue them and bring them to the land. **Suddenly, a smoking pot and flaming rod appeared and passed between the animal pieces. These items represented God, and God used them to show Abram that He alone would keep His promises no matter what.**

Then, God changed Abram’s name. Instead of Abram, he would be Abraham, which means “father of many.” God promised to make Abraham the father of many nations.

Christ Connection: God kept His promises to Abraham. Abraham became the father of the nation of Israel. Jesus came into the world as a descendant of Abraham to fulfill God’s promise. All who place their faith in Jesus are part of God’s family forever. ”

STORYTELLING TIPS

Change your tone of voice: Highlight when God or Abraham speaks by changing your tone of voice.

Visualize it: Dim the lights and place glow-in-the-dark stars around the room. Use a flashlight to tell the story.



2 REVIEW THE BIBLE STORY

SAY “ The first time God made His promises to Abram, Abram was 75 years old. For God to keep His promise, Abram would need a child. But Abram and his wife were old and still had no children. He was worried. But God came to Abram and repeated His promise. What did God tell Abram to do as a reminder of His promise? **[Allow responses.]** God told Abram to look up at the night sky and count all the stars. Do you think Abram could count all the stars? No! There were too many to count. God promised to make Abram’s family into as many people as there were stars. **God always keeps His promises because He is faithful.**

The Bible tells us that when Abram believed God’s promise, he was counted as righteous. What do you think being righteous means? **[Allow responses.]** Because of Abram’s faith in God and His promises, he was made right before God. Abraham became God’s friend. (James 2:23) We become God’s friend when we put our faith in Jesus. Even though we haven’t seen Jesus, we believe that He died for our sin, rose again, and will come again. Only faith in Jesus makes us right before God and takes away our sin.

Then God made a special covenant with Abram. A covenant is a special promise, and God’s covenant with Abram was shown by the sacrifice of animals. Do you remember any of the details of Abram’s dream? **[Allow responses.]** God promised that no matter what, He would keep His promises. Then God changed Abram’s name to Abraham, which means ‘father of many.’

ABRAHAM BELIEVED GOD’S PROMISES. God kept His promises to Abraham. Abraham became the father of the nation of Israel. Jesus came into the world as a descendant of Abraham to fulfill God’s promise. All who place their faith in Jesus are part of God’s family forever. ”

3 GOSPEL DISCUSSION

SAY “ Do you believe that God keeps His promises? In the Bible, God has made many promises, and He keeps them all. He has promised that one day Jesus will return and that everyone who trusts in Him will be forgiven of his or her sin. Right now is the time to trust in Jesus and place your faith in Him. All who place their faith in Jesus are part of God’s family. Have you placed your faith in Jesus? If not, I would be happy to share more with you. ”

(Tip: Use Scripture and the Gospel Plan Poster to explain how to become a Christian. Make sure kids know when and where they can ask questions.)

4 QUESTIONS FROM KIDS (3 minutes)

Show the “Unit 2, Session 2” Questions from Kids video. Prompt kids to discuss:

1. What should we do when we break a promise to a friend?
2. God never breaks His promises. How does this truth help you trust Him?



LEARN

THE STORY OF THE GOSPEL

5 MISSIONS MOMENT (3 minutes)

Display the “McCormick Family Photo” as you tell kids about the missionaries. Tell kids that Indianapolis is a large city with many people who do not know Jesus. Explain that only one out of every five people attend a church on a Sunday. Share that missionary families, like the McCormicks, are serving the people of Indiana by telling them about Jesus.

SAY “ The McCormicks live outside Indianapolis in a town called Brownsburg where they started a church called Reliant Church. The McCormicks are trusting God to work through their church so many people can hear the good news about Jesus. Reliant Church shares the hope of the gospel with the people of Indiana so they can have forgiveness of their sins and eternal life. Let’s pray for the McCormicks and Reliant Church as they share the gospel and ask God to help people trust in His promises through Jesus. ”

6 KEY PASSAGE ACTIVITY (5 minutes)

Show the Key Passage Poster. Lead kids in reading aloud Psalm 100:5 together.

SAY “ Like **ABRAHAM BELIEVED GOD’S PROMISES**, we can believe God’s Word. God is faithful, and He is good! ”

Write the key passage on a dry erase board. Read the passage aloud together. Then erase one or two words. Say the key passage aloud again. Repeat, until the entire key passage is erased.

Lead kids to sing “The Lord Is Good (Psalm 100:5).” You may also choose to sing a worship song of your choice.

7 PRAY (2 minutes)

Invite kids to pray before transitioning to Love.

SAY “ Dear God, You are faithful and we can trust You to fulfill Your promises. Thank You for loving us and sending Your Son, Jesus, to rescue us from sin. Help us believe in You and tell others about Jesus. Amen. ”

Transition from **LEARN** to **LOVE**





LOVE

THE GOD OF THE GOSPEL

LOVE God by Applying the Story

1 REVIEW & BIBLE SKILLS (5 minutes)

Distribute Bibles and display the Old Testament Mediterranean Map. Guide kids to open their Bibles to Genesis 17. Explain that the book of Genesis can be broken into two different parts: chapters 1–11 detail the story of creation, God’s relationship with the world, and the fall of man, while chapters 12–50 focus on the story of God’s relationship with Abraham and his family.

Consider pointing out the location of Canaan (F10) on the Old Testament Mediterranean Map. Choose a volunteer to read aloud Genesis 17:1-2 or ask the kids to follow along as you read the verses aloud.

SAY “ Do you remember how old Abraham was when God first spoke to him? [Allow responses.] He was 75 years old! In this passage, we read that Abraham was 99 years old. Abraham continued to wait for 24 years, while still trusting God’s promises. Abraham still believed God. Could you wait? Believing God often means patiently waiting for God’s perfect plans and His perfect timing. Through Jesus, we can obey God and trust God. ”

2 GROUP DISCUSSION (10 minutes)

Ask the following questions. Lead the group to discuss.

SAY “ Are God’s words in the Bible true? Why? ”

Remind kids that the words that God spoke to Abraham were true just as all of His words in the Bible are true. Tell kids that God never lies and we can trust everything He says. Discuss how we read God’s Word to know Him and to believe in Him. Remind kids that the Bible is full of God’s promises.

SAY “ Abraham believed God’s promises. How do we believe God? ”

Discuss how we trust in what God has said even though we don’t see all of His promises. Remind kids that we believe that God is Creator and made the world. Share how we believe Jesus died for our sins and rose again, even though we didn’t see it happen. Tell kids that we believe Jesus will come again even though He hasn’t. Encourage kids to believe God, trusting He is faithful to keep His promises.

SAY “ How can you encourage others to trust God? ”

Answers will vary. Help kids understand that every person is called to trust in God, just as Abraham did. Discuss how we can share Bible stories about God’s faithfulness and love. Tell kids that sharing Bible stories helps us tell others how God planned to send Jesus to save us from sins. Encourage kids to boldly share Jesus with others because He is their only hope of salvation and all people need to be saved from their sin.

Transition from **LOVE** to **LIVE**





THE STORY OF THE GOSPEL

LIVE the Mission

1 ACTIVITY CHOICE (10 minutes)

☐ OPTION 1: ABRAHAM TIMELINE

Provide each kid with an “Abraham Timeline” printable, scissors, and glue. Allow kids to work together to place the cards on the correct space on the timeline. Assist kids in reading the cards as needed. Then review the answers: 1) Abram was born in Ur. 2) God called Abram to a new land and promised to bless the world through his family. 3) Abram obeyed God and left his home for the new land. 4) When a famine struck the land, Abram went to Egypt. 5) Abram returned to Canaan, and he and Lot separated. 6) God said Abram’s family would be filled with as many people as the stars in the sky. 7) God made a covenant with Abraham to keep His promise no matter what. 8) God changed Abram’s name to Abraham.

SAY “ Abraham’s story shows us how God was with Abraham and kept repeating His promises to Abraham. God was faithful to His promises. **ABRAHAM BELIEVED GOD’S PROMISES** and obeyed God. The Lord is faithful to help us trust and obey Him too. ”

☐ OPTION 2: BELIEVE



Write the word Believe on a dry erase board. Form kids into pairs and give each pair a tennis ball. Lead pairs to stand 4 feet apart. Instruct kids to say each letter of the word Believe as they toss the ball back and forth, taking a step back after each letter is said. Instruct the first kid to begin by tossing the ball and saying “B.” Then his partner will catch the ball, take a step back, toss the ball back, and say “E.” If kids drop the ball, they must restart. Continue playing until each pair spells Believe or as time allows.

SAY “ God made promises to Abraham, and **ABRAHAM BELIEVED GOD’S PROMISES**. Abraham’s faith in God made him right with God. God wants us to believe in His Son, Jesus. At just the right time, God sent Jesus into the world. Jesus is from the family of Abraham. When we believe in Jesus and trust in Him to save us from our sin, we are forgiven and made right with God. ”

2 REFLECTION AND PRAYER (5 minutes)

Distribute a sheet of paper and pencil to each kid. Ask the kids to write about or draw a picture to answer the following questions:

- What does this story teach me about God or the gospel?
- What does this story teach me about myself?
- Who can I tell about this story?

Be sure to send the sheets home with the kids along with the activity pages so parents can continue to discuss the Bible story with their kids. If time remains, take prayer requests or allow kids to complete the Bible story coloring page. Pray for your group.

ABRAHAM AND ISAAC

GENESIS 22



KEY PASSAGE: Psalm 100:5

BIG PICTURE QUESTION: Does God keep His promises? Yes, God always keeps His promises because He is faithful.

CHRIST CONNECTION: Abraham was willing to give his only son for God, but God provided another way. God was willing to give His only Son for us. Jesus knew there was no other way to save God's people, so He died and rose again to provide them with forgiveness and life with God forever.

STORY POINT: Abraham trusted God even when he did not understand God's plan.



PRIOR TO TEACHING THE SESSION

LEADER Bible Study

In Genesis 22, we read how God tested Abraham and led him to place an awe-inspiring trust in the faithful God over all creation. Abraham revealed a faith in God which reflected the trustworthiness of His character and promises. In today's story of Abraham and Isaac, we learn what it looks like to entrust everything to God and to believe He is worthy of our ultimate obedience.

What role does worship play in today's passage? How do we see God's faithfulness depicted from Genesis 22 throughout the rest of Scripture?

God called Abraham to offer up his only son as a sacrifice. Abraham's response to what seemed like such an outlandish command from God was to get up early and begin his journey to the unknown place God would reveal to him. In verse 5, we see the first use of the Hebrew word for "worship" in the Bible, spoken in reference to the sacrificial offering Abraham was willing to lay down before his God.

When Isaac inquired about the lamb for the offering, Abraham replied, "God himself will provide." Though, logically, the death of Abraham's son would make God's promises impossible, God would faithfully provide the ram they needed, and make good on His promises to bless Abraham through his only son.

Hebrews 11:19 states that Abraham "considered God to be able even to raise someone from the dead." Abraham's faith-filled obedience demonstrated that God could be trusted in any circumstance. With each new command he received from God, his response was to obey. He did not shrink back or busy himself with the lesser concerns of the world because God had proven Himself faithful over and over.

Abraham's deep love for his one and only son points us to the greater love God has for His Son, Jesus. Though this story tells of one man's obedient willingness to give back to God his most prized gift, we can know that God's love for His own Son reveals His great love for us as His people. Pray that God would reveal this same love to the children who will learn about Abraham and Isaac today and that they, too, would be willing to offer back to Him their lives as living sacrifices of worship.



PREPARE

THE WEEK PRIOR

Prepare your heart to teach; plan the session



WELCOME

10–15 MINUTES

Greet kids and open the session



LEARN

25–30 MINUTES

Teach kids the story of the gospel



LOVE

15–20 MINUTES

Lead kids to love the God of the gospel



LIVE

15–20 MINUTES

Lead kids to live out the mission of the gospel



PREPARE

PRIOR TO TEACHING THE SESSION

GATHER Supplies

Keep a regular supply of the following items available at all times: Bibles, pens or pencils, markers, crayons, colored pencils, scissors, glue or tape, paper.



WELCOME

Activity Page

- ☐ "Ram Match" activity page

Session Starter (Option 1)

- ☐ stuffed lamb

Session Starter (Option 2)

- ☐ jump ropes, 2
- ☐ hula hoops, 2
- ☐ beanbag
- ☐ bucket
- ☐ cones, 2
- ☐ marshmallows, 8



LOVE

Review & Bible Skills

- ☐ Small Group Timeline and Map Set



LIVE

Activity Choice (Option 1)

- ☐ notecards, 3 per group
- ☐ dry erase board

Reflection and Prayer

- ☐ Bible Story Coloring Page (optional)



LEARN

Introduce the Session

- ☐ countdown video
- ☐ Story Point Poster

Big Picture Question

- ☐ Big Picture Question Poster

Review the Timeline

- ☐ Giant Timeline

Tell the Bible Story

- ☐ "Abraham and Isaac" video
- ☐ Bible Story Picture Poster
- ☐ stuffed lamb (optional)

Questions from Kids

- ☐ "Unit 2, Session 3" Questions from Kids video

Missions Moment

- ☐ "Send Indianapolis" missions video

Key Passage Activity

- ☐ Key Passage Poster
- ☐ "The Lord Is Good (Psalm 100:5)" song
- ☐ worship song of your choice (optional)
- ☐ star-shaped cardstock pieces



WELCOME Kids

Greet each kid as he or she arrives. Use this time to collect the offering, fill out attendance sheets, build relationships, and help new kids connect to your group.

SAY “What is your favorite thing you have at home? Would you be able to give it up if you had to? How would you feel without it?”

1 ACTIVITY PAGE (5 minutes)

Invite kids to complete “Ram Match” activity page.

SAY “Today, we will see how God provided a ram for Abraham to sacrifice. We’ll learn that God provided the perfect sacrifice at just the right time.”

2 SESSION STARTER (10 minutes)

☐ OPTION 1: PROVIDED FOR



Before the session, hide a stuffed lamb or a lamb figure somewhere in the room. Be sure to hide the lamb in a place where kids will not find it. For larger groups, consider hiding additional lambs and forming kids in groups to find each lamb. Tell kids that they have 20 seconds to find the lamb.

Then direct kids to listen to clues you will provide to help them find the lamb. Offer several clues to direct the kids toward the lamb. For example, you may say, “Walk to the door, now move to the right side of the room, walk to the cabinet, etc.” Once kids have found the lamb, congratulate them on trusting your directions.

SAY “The directions I gave provided the way for you to find the lamb. But you needed to trust my words. Today, we will see how Abraham trusted God and believed that God would provide for him.”

☐ OPTION 2: TEST YOUR ABILITIES

Before the session, set up five stations around the room to test the skills of the kids. Consider using the following station ideas to test kids’ skills:

- Jumping rope
- Hula hooping
- Tossing a beanbag into a bucket placed 5 feet away
- Jumping the length of 6 feet (Place two cones 6 feet apart.)
- Stacking eight marshmallows on top of one another

Form kids into groups and place each group at a station. Challenge kids to test their skills. Then rotate groups to each station.

SAY “How do you feel about tests? [Allow responses.] In today’s Bible story, we will see how God tested Abraham. God gave Abraham a test as an opportunity for Abraham to show that he trusted God. We will see that **ABRAHAM TRUSTED GOD EVEN WHEN HE DID NOT UNDERSTAND GOD’S PLAN.**”





INTRODUCE the Bible Story

1 INTRODUCE THE SESSION (3 minutes)

Show the countdown video as you transition to introduce the Bible story. Set it to end as the session begins.

SAY “ Hi, kids! I am so glad you are here! My name is [your name]. Did you bring your Bible with you? If you have a Bible with you, hold it up high. [Distribute Bibles to kids who need one.]

Today, we will learn how **ABRAHAM TRUSTED GOD EVEN WHEN HE DID NOT UNDERSTAND GOD’S PLAN**. [Display the Story Point Poster.] God called Abraham to do something very hard. But God can always be trusted even when we don’t understand His plans. We’ll see how God provided for Abraham at just the right time. Let’s ask God to help us believe His words and trust Him. [Invite kids to pray with you.] ”

2 BIG PICTURE QUESTION (1 minute)

Display the Big Picture Question Poster.

SAY “ Let’s say our big picture question together: **Does God keep His promises?** What is the answer? [Allow responses.] **Yes, God always keeps His promises because He is faithful.**

Today, we will see how God called Abraham to do something that was very hard. But Abraham trusted God and obeyed because He knew that God was faithful to do what He promised. ”

3 REVIEW THE TIMELINE (1 minute)

Show the Giant Timeline. Point to individual Bible stories as you review.

SAY “ God called Abraham away from his home and told him to go to a new land. We learned how God promised Abraham that He would make Abraham’s family into a great nation and that the whole world would be blessed through his family. Today, we will see how God kept His promise to give Abraham a son. ”



LEARN

THE STORY OF THE GOSPEL

LEARN the Bible Story

1 TELL THE BIBLE STORY: VIDEO OR STORYTELLER (10 minutes)

Open your Bible to Genesis 22:1-19. Use the Bible storytelling tips to help you tell the story, or show the Bible story video “Abraham and Isaac.” Use the bold text to retell or review the story.

ABRAHAM AND ISAAC

“Many years passed while Abraham and Sarah waited for God’s promise to come true. At the right time, God kept His promise, and Abraham and his wife had a son named Isaac. One day, God tested Abraham so that he could show just how much faith he had in God.

God said, “Take your only son Isaac, whom you love, and offer him as a burnt offering on a mountain I will show you.” Abraham obeyed God. He got up early, saddled his donkey, and gathered wood for the burnt offering. He set out with Isaac and his servants toward the mountain God had spoken of.

When they arrived at the mountain, Abraham had Isaac carry the wood, and Abraham carried the knife and the fire. Isaac asked, “My father, where is the animal for the burnt offering?” Abraham said, “God Himself will provide the lamb for the offering, my son.”

Abraham was about to sacrifice his son when God stopped him! The angel of the LORD called to Abraham and said, “I see that you fear God and would not even withhold your only son.” Abraham then saw a ram caught in the thicket that God provided for the burnt offering. Abraham named that place, “The LORD Will Provide.”

God saw Abraham’s great faith because he was willing to give up his only son. God promised again, “I will bless you and make your family as numerous as the stars in the sky and the sand on the seashore. All the nations of the earth will be blessed through your family.”

Christ Connection: Abraham was willing to give his only son for God, but God provided another way. God was willing to give His only Son for us. Jesus knew there was no other way to save God’s people, so He died and rose again to provide them with forgiveness and life with God forever. ”

STORYTELLING TIPS

Active listening: Invite kids to cheer when they hear the word “provide” in the story.

Use a prop: Hold up a toy lamb when you teach about the lamb God provided for the offering. Tell kids that Jesus is the Lamb of God who takes away the sin of the world.



LEARN

THE STORY OF THE GOSPEL

2 REVIEW THE BIBLE STORY

SAY “What promise was Abraham and his wife, Sarah, waiting on? [Allow responses.] Abraham and Sarah waited 25 years for a son. That is a long time to wait and trust that God will do what He promised. But God provided Isaac. **God always keeps His promises because He is faithful.**

Then God tested Abraham to see if Abraham trusted Him. What test did God give Abraham? [Allow responses.] God told Abraham to sacrifice his son on a mountain. **ABRAHAM TRUSTED GOD EVEN WHEN HE DID NOT UNDERSTAND GOD’S PLAN.** He didn’t delay but got up early the next day and went with Isaac to the mountain. When Isaac asked where the sacrifice was, what did Abraham say? [Allow responses.] Abraham said that God will provide. Did God provide? [Allow responses.] Yes! At just the right time, God provided a ram for Abraham and Isaac to sacrifice.

Abraham was willing to give his one and only son for God, but God provided another way. Who did God provide to save us from sin? [Allow responses.] God was willing to give His one and only Son for us. Jesus knew there was no other way to save God’s people, so He died and rose again to provide them with forgiveness and life with God forever. Abraham believed that God would keep His promise to grow Abraham’s family through his son Isaac. We can always trust God to keep His promises because He is faithful. ”

3 GOSPEL DISCUSSION

SAY “Just as God kept His promise to Abraham, He has kept His promise to us. He sent a Savior, Jesus, to rescue us from our sins. Jesus took the punishment for our sin, and He died on the cross in our place. When we put our faith in Jesus and follow God, we are forgiven and will live with God forever. ”

(Tip: Use Scripture and the Gospel Plan Poster to explain how to become a Christian. Make sure kids know when and where they can ask questions.)

4 QUESTIONS FROM KIDS (3 minutes)

Show the “Unit 2, Session 3” Questions from Kids video. Prompt kids to discuss:

1. Why did God send His own Son to die on the cross for our sins?
2. Who can you share the good news of the gospel with this week?

5 MISSIONS MOMENT (3 minutes)

SAY “Indianapolis is a large city with more than 800,000 people living within the city limits. Yet, many people do not know Jesus as their Savior and Lord. Many residents believe they’re ‘good enough’ and have no need to be saved. Churches like Reliant Church are working to share the gospel with the people of Indianapolis. ”

Play the video. Pray for Reliant Church and other new churches being started in or near Indianapolis. Pray that many will hear the good news of how God has provided the way to be saved through faith in Jesus.



LEARN

THE STORY OF THE GOSPEL

6 KEY PASSAGE ACTIVITY (5 minutes)

Before the session, cut out star shapes from cardstock. Create enough stars to write one or two words from the key passage on each star. Show the Key Passage Poster. Lead kids in reading aloud Psalm 100:5 together.

SAY “God used the stars in the sky and the sand on the seashore to show Abraham how numerous his family would become. God was faithful to this promise. At just the right time, God gave Abraham a son. Through faith in Jesus, we become a part of God’s family. The Lord is good and His faithful love endures forever.”

Lay the stars in a circle on the floor in order of the key passage. Direct kids to walk the path of the stars while saying the key passage aloud.

Lead kids to sing “The Lord Is Good (Psalm 100:5).” You may also choose to sing a worship song of your choice.

7 PRAY (2 minutes)

Invite kids to pray before transitioning to Love.

SAY “Dear Father in heaven, we praise You for Your faithfulness to us. Forgive us of our sins and help us trust in Jesus who saves. Help us follow after You obediently like Abraham. Amen.”

Transition from **LEARN** to **LOVE**





LOVE

THE GOD OF THE GOSPEL

LOVE God by Applying the Story

1 REVIEW & BIBLE SKILLS (5 minutes)

Distribute Bibles and display the Old Testament Kingdoms Map. Guide kids to open their Bibles to Genesis 22. Explain that the name Genesis means *beginning*. Tell kids that Moses, a man we'll learn more about later, wrote the book of Genesis.

Consider pointing out the location of Mount Moriah (H5), where God provided the ram for Abraham, on the Old Testament Kingdoms Map. Choose a volunteer to read aloud Genesis 22:16-17 or ask the kids to follow along as you read the verses aloud.

SAY “ Abraham obeyed God. He did not try to hold on to the gift of a son God had given him. Instead, **ABRAHAM TRUSTED GOD EVEN WHEN HE DID NOT UNDERSTAND GOD’S PLAN**. His obedience to God’s command was done through the faith he had in God’s promises.

We trust and obey God because of who God is. We don’t have to understand God’s ways or have the answers figured out. Because God is good, faithful, loving, forgiving, and holy, we can know that obeying Him will always be what is best for us. ”

2 GROUP DISCUSSION (10 minutes)

Ask the following questions. Lead the group to discuss.

SAY “ Abraham believed God would provide. Do you trust God to provide? Why? ”

Answers will vary. Discuss how God can always be trusted to give us what we need because He is always faithful. Tell kids that God knows what we need before we even ask for it. Remind kids that we may not always get everything we want, but God gives us what we need. Most of all, He gave us Jesus to rescue us from our sin.

SAY “ Will God ask us to do hard things like Abraham? Why? ”

Tell kids that God may ask us to do things that are hard, uncomfortable, or seem like they don’t make sense. Discuss how God calls us to follow Jesus and that following Jesus can be hard when we want to do things our way or follow after the ways of the world. Encourage kids to remember that God helps us and equips us to follow Him in obedience.

SAY “ How do you show you trust and obey God? ”

Share how our obedience to God is a way we show we trust Him. Prompt kids to think about ways that God has called them to obey and reflect on how they might do these things. For example, discuss how God calls kids to obey their parents, to tell the truth, to worship only Him, to not react in anger, etc. Remind kids that no one perfectly obeys God or has perfect faith. Tell kids that only Jesus perfectly obeyed God and trusted God at all times. Encourage kids to remember that because Jesus lived perfectly for us, when we place our faith in Him, we are made right before God.

Transition from **LOVE** to **LIVE**





THE STORY OF THE GOSPEL

LIVE the Mission

1 ACTIVITY CHOICE (10 minutes)

☐ OPTION 1: SEARCH IT

Before the session, create a set of three note cards for each group of three or four kids. Write each of the following words on individual note cards: Lamb, died, forgiveness. Then on a dry erase board write the following Bible references: Acts 13:38; 1 Corinthians 15:3; John 1:29.

Form kids into groups of three or four and provide each group with a Bible. Tell kids that the whole Bible points to Jesus. Explain that they will look up verses in the New Testament to see how Jesus is the perfect Lamb God provided to forgive our sins. Lead groups to work together to look up each verse, search the verse for one of the words on their notecards, and then write the Bible reference on their card when they find the correct word in the verse. For example, John 1:29 corresponds to the notecard with the word *Lamb*. Then read the verses aloud together.

SAY “ God keeps His promises. At just the right time, He sent Jesus into the world to be the perfect sacrifice for our sins. Jesus died on the cross and rose again. When we trust in Jesus, we have forgiveness of sins. ”

☐ OPTION 2: PICTURES OF PROVISION



Provide each kid with a piece of paper and markers. Invite kids to draw pictures of ways God has provided for them. Prompt kids to think about gifts from God such as food, clothes, homes, families, friends, etc. Then invite kids to share their pictures with everyone and explain how God has provided for them.

SAY “ God always provides what we need. Even when we are going through a hard time or don’t understand everything God is doing in our lives, we can trust God to provide what we need. We can pray to Him and ask Him to give us eyes to see all the ways He has blessed us. **ABRAHAM TRUSTED GOD EVEN WHEN HE DID NOT UNDERSTAND GOD’S PLAN.** And God provided for Abraham, just like He provides for us. Most of all, God provided His Son, Jesus, to be the sacrifice for our sins. ”

2 REFLECTION AND PRAYER (5 minutes)

Distribute a sheet of paper and pencil to each kid. Ask the kids to write about or draw a picture to answer the following questions:

- What does this story teach me about God or the gospel?
- What does this story teach me about myself?
- Who can I tell about this story?

Be sure to send the sheets home with the kids along with the activity pages so parents can continue to discuss the Bible story with their kids. If time remains, take prayer requests or allow kids to complete the Bible story coloring page. Pray for your group.

A WIFE FOR ISAAC

GENESIS 24–25



KEY PASSAGE: Psalm 100:5

BIG PICTURE QUESTION: Does God keep His promises? Yes, God always keeps His promises because He is faithful.

CHRIST CONNECTION: God was faithful to provide a wife for Isaac. Abraham's servant brought back Rebekah so Isaac could know and love her. God sent His servant—Jesus—to seek and save people from sin and death. Jesus was faithful. He died and rose again so that people could know and love Him.

STORY POINT: God gave Isaac a wife to keep His promises to bless the nations.



PRIOR TO TEACHING THE SESSION

LEADER Bible Study

In Genesis 24–25, we find the next step in God’s plan for Abraham: finding a wife for Isaac. The first verse reveals that God blessed Abraham in everything. Abraham had trusted in God, who had taken him from his native land and had sworn to provide for his every need. Now, he trusted God to fulfill the next step in His promises, believing God would guide his servant’s steps in the search for Isaac’s wife.

How do we see God’s continued faithfulness to His promise in the story of Rebekah and Isaac? How can that encourage us today?

Abraham wanted to make sure his son’s wife would be from his own land and people, not from the land of Canaan. So, he sent his trusted servant on a mission to find the wife God would provide. Prayerfully, the servant asked God for favor on this journey. But before he had finished asking God to bless him on this mission, God was already answering his prayer.

God had gone before Abraham’s servant to provide for Isaac. The servant’s immediate response to Rebekah’s kindness was worship to the God who “has not withheld his kindness and faithfulness.” Rebekah’s family knew Abraham’s servant had likewise been blessed by God and answered in response to this marriage proposal: “This is from the LORD; we have no choice in the matter.” They trusted in God’s goodness on their behalf and allowed His plans to unfold, just as He had spoken.

God’s promise to bless Abraham hinged upon His provision of a wife for Isaac. Yet, God’s provision is not contingent upon human reason or ability. God demonstrated His sovereign kindness to Abraham, his family, and his servant through fulfilling His Word to them. The same is true in God’s plan of redemption; He provided the ultimate One we needed—Jesus—to fulfill the covenant He made in Genesis! Jesus was sent to us to be the Servant we needed to fulfill God’s mission of restoring our relationship to Him.

Ask God to continue revealing Himself to those learning of Him through today’s session. Pray that He would make His ways known to them, that redemption and salvation would take hold of their lives as they grow to understand His great love for them in Jesus.



PREPARE

THE WEEK PRIOR

Prepare your heart to teach; plan the session



WELCOME

10–15 MINUTES

Greet kids and open the session



LEARN

25–30 MINUTES

Teach kids the story of the gospel



LOVE

15–20 MINUTES

Lead kids to love the God of the gospel



LIVE

15–20 MINUTES

Lead kids to live out the mission of the gospel



PREPARE

PRIOR TO TEACHING THE SESSION

GATHER Supplies

Keep a regular supply of the following items available at all times: Bibles, pens or pencils, markers, crayons, colored pencils, scissors, glue or tape, paper.



WELCOME

Activity Page

- ☐ "What's Missing?" activity page

Session Starter (Option 1)

- ☐ stuffed animals, 10
- ☐ blue construction paper



LOVE

Review & Bible Skills

- ☐ Small Group Timeline and Map Set (optional)



LIVE

Activity Choice (Option 1)

- ☐ buckets, 2 or 3

Activity Choice (Option 2)

- ☐ play dough canisters, 1 per kid

Reflection and Prayer

- ☐ Bible Story Coloring Page (optional)



LEARN

Introduce the Session

- ☐ countdown video
- ☐ Story Point Poster

Big Picture Question

- ☐ Big Picture Question Poster

Review the Timeline

- ☐ Giant Timeline

Tell the Bible Story

- ☐ "A Wife for Isaac" video
- ☐ Bible Story Picture Poster
- ☐ Old Testament Mediterranean Map (optional)

Questions from Kids

- ☐ "Unit 2, Session 4" Questions from Kids video

Missions Moment

- ☐ "Reliant Church" missions video

Key Passage Activity

- ☐ Key Passage Poster
- ☐ "The Lord Is Good (Psalm 100:5)" song
- ☐ worship song of your choice (optional)



WELCOME Kids

Greet each kid as he or she arrives. Use this time to collect the offering, fill out attendance sheets, build relationships, and help new kids connect to your group.

SAY “Have you ever had to search for something you lost or maybe just something you wanted? What was it? Did you ever find it?”

1 ACTIVITY PAGE (5 minutes)

Invite kids to complete “What’s Missing?” activity page.

SAY “In today’s Bible story, we’ll see how Abraham sent his servant to find a wife for Isaac.”

2 SESSION STARTER (10 minutes)

☐ OPTION 1: HIDE AND SEEK

Before the session, hide 10 stuffed animals around the room. Lay a sheet of blue construction paper on the floor and tell kids it to pretend it is a “well of water.” Challenge kids to seek out the 10 animals. Encourage kids to work together to find the animals. Consider placing some animals in easy to see areas, while making others more challenging to find. Once they find an animal, invite them to bring it to the blue piece of paper, pretending the animals need a drink of water.

SAY “You all worked hard to search and find the animals. Today, we will learn how Abraham sent his servant to find a wife for his son, Isaac. The servant didn’t know exactly who he was supposed to find, but he prayed and asked God for help. Let’s get ready to hear how **GOD GAVE ISAAC A WIFE TO KEEP HIS PROMISES TO BLESS THE NATIONS.**”

☐ OPTION 2: MAY I?



Play a game similar to “Mother, may I?” by choosing one kid to be It. Lead It to stand at one end of the room, while the remaining kids stand at the other end of the room. It will then call out the name of a kid and say, “[Kid’s name], take two steps forward.” The kid must then ask, “May I?” If It says, “yes,” then the kid may move. If It says, “no,” the kid remains in place. Tell kids that if they move without saying “May I?” they are out. Play until one kid is the first to reach It. Play again as time allows, choosing a new kid to be It.

SAY “Before you were allowed to take a step, you needed to ask. Today, we will see that before Abraham’s servant found a wife for Isaac, he asked for God’s help. The servant trusted that God would provide the right wife for Isaac. Let’s get ready to hear how we can always trust God too.”





INTRODUCE the Bible Story

1 INTRODUCE THE SESSION (3 minutes)

Show the countdown video as you transition to introduce the Bible story. Set it to end as the session begins.

SAY “ Welcome, kids! My name is [your name], and I am so glad you’re here. If you have your Bible with you, will you hold it up? [Distribute Bibles to kids who need one.]

When we read our Bible, we learn how God provides for His children. God loves us and wants us to trust that He will take care of us. As we hear today’s Bible story, we will see how God provided a wife for Isaac, Abraham’s son. We’ll learn how **GOD GAVE ISAAC A WIFE TO KEEP HIS PROMISES TO BLESS THE NATIONS.** [Display the Story Point Poster.] Let’s ask God to help us trust in His promises and that He will provide as we listen to our story today. [Invite kids to pray with you.] ”

2 BIG PICTURE QUESTION (1 minute)

Display the Big Picture Question Poster.

SAY “ Does God keep His promises? Do you remember the answer? [Allow responses.] **Yes, God always keeps His promises because He is faithful.** God always tells the truth, and He always does what He says He will do.

Last week, we learned that God kept His promise to give Abraham a son. **God always keeps His promises because He is faithful.** Today, we will see how God continued to keep His promise by providing a wife for Isaac so that Abraham’s family would grow into a great nation. ”

3 REVIEW THE TIMELINE (1 minute)

Show the Giant Timeline. Point to individual Bible stories as you review.

SAY “ God called Abraham to move to a new land and made a promise to bless the world through Abraham’s family. When Abraham was 100 years old, his son Isaac was born. God was faithful to His promise. Last week, we learned that Abraham trusted God even when he didn’t understand God’s plan. Today, we will see how **GOD GAVE ISAAC A WIFE TO KEEP THE PROMISE HE MADE TO ABRAHAM TO BLESS THE NATIONS.** ”



LEARN

THE STORY OF THE GOSPEL

LEARN the Bible Story

1 TELL THE BIBLE STORY: VIDEO OR STORYTELLER (10 minutes)

Open your Bible to Genesis 24:1–25:18. Use the Bible storytelling tips to help you tell the story, or show the Bible story video “A Wife for Isaac.” Use the bold text to retell or review the story.

A WIFE FOR ISAAC

“**Abraham lived many years. Before he died, he wanted to find a wife for his son Isaac. He asked his best servant to find Isaac a wife—not from the Canaanites who lived near them, but from his own people.** This was a hard job because the woman would need to agree to move away from her family and come to the land God had promised to Abraham. **Abraham said, “The Lord will send an angel before you.” God would help the servant with this task.**

The servant took 10 camels with him on the journey to Abraham’s homeland. When the servant arrived, he stopped with the camels at a well outside of a town. In the evenings, women would come and draw water from this well.

The servant prayed to God. He said, “When the young women come to draw water, I will say ‘May I have a drink, too?’ If one of the women says, ‘Drink, and I’ll also draw water for your camels,’ let her be the woman you have chosen for Abraham’s son Isaac.”

Before the servant had finished his prayer, Rebekah walked up to the well with a jug on her shoulder. She was not married, and she was part of Abraham’s people. The servant saw that she was very beautiful. She could be a perfect wife for Isaac!

The servant said, “Please let me have a little water from your jug.” Rebekah replied, “Drink, and I’ll also draw water for your camels.” God had answered the servant’s prayer; this was the woman God had chosen!

The servant gave gifts to Rebekah—a gold ring and two gold bracelets—and asked if he could stay in her father’s house for the night. When she said yes, the servant knelt and worshiped God. God had showed His faithfulness and kindness to Abraham. They went to Rebekah’s house, where **the servant met her father Bethuel and her brother Laban.**

The servant told Bethuel and Laban all that had happened. They agreed with Rebekah that she should be Isaac’s wife. The servant gave the family many gifts, and then they returned to Canaan. **Isaac loved Rebekah, and she became his wife.**

Christ Connection: God was faithful to provide a wife for Isaac. Abraham’s servant brought back Rebekah so Isaac could know and love her. God sent His servant—Jesus—to seek and save people from sin and death. Jesus was faithful. He died and rose again so that people could know and love Him. ”

STORYTELLING TIPS

Make prayer hands: Invite kids to hold their hands like they are praying when you share how the servant prayed to God.

Map it out: Display the Old Testament Mediterranean Map and show kids the land of Canaan (F10) and the land of Rebekah’s family (D10).



2 REVIEW THE BIBLE STORY

SAY “ Abraham was growing older and wanted his son Isaac to find a wife. But he didn’t want Isaac to marry a woman from the land of Canaan. The women in Canaan did not follow the one true God. Where did Abraham send his servant to find a wife for Isaac? **[Allow responses.]** Abraham sent his servant back to the land he was from. The servant was faithful to do what Abraham asked.

The servant stopped at a well. What did the servant do while he waited for the women to come to the well? **[Allow responses.]** He prayed and ask God to show him the woman Isaac should marry. Before the servant had finished praying, God provided an answer to his prayer. God hears our prayers and is faithful to give us what we need and based on what He knows is best for us.

Rebekah showed a kind heart that was willing to help others. What did she do for Abraham’s servant? **[Allow responses.]** She not only provided water for the servant but also for his camels. Then she was willing to leave her family and her home to marry Isaac. Isaac loved Rebekah, and she became his wife.

Abraham sent his servant on a mission to seek a wife for Isaac and bring her back to Canaan. God was faithful to provide a wife for Isaac. Abraham’s servant brought back Rebekah so Isaac could know and love her. God sent His servant—His Son, Jesus—to seek and save people from sin and death. Jesus was faithful. He died and rose again so that people could know and love Him. ”

3 GOSPEL DISCUSSION

SAY “ God loves us more than we can even imagine. He proved His love for us when He sent His Son, Jesus, to die for our sins. Do you know the love of God? Have you asked Jesus to save you from your sins? ”

(Tip: Use Scripture and the Gospel Plan Poster to explain how to become a Christian. Make sure kids know when and where they can ask questions.)

4 QUESTIONS FROM KIDS (3 minutes)

Show the “Unit 2, Session 4” Questions from Kids video. Prompt kids to discuss:

1. If God knows everything and our every need, why do we need to pray?
2. How has God provided for our greatest need through His Son, Jesus?

5 MISSIONS MOMENT (3 minutes)

SAY “ Chris and Kayla McCormick were both raised in Indiana and are now helping start churches in Indiana. They are passionate about helping others know and follow Jesus. They also serve poeple by helping with foster care and adoption. The McCormicks are members of Reliant Church in Brownsburg, Indiana. ”

Play the missions video. Pray that Reliant Church will trust that God will provide everything they need, just as God provided for the needs of Abraham and Isaac. Ask God to help the church reach more people for Jesus.



LEARN

THE STORY OF THE GOSPEL

6 KEY PASSAGE ACTIVITY (5 minutes)

Show the Key Passage Poster. Lead kids in reading aloud Psalm 100:5 together.

SAY “God’s promise to bless the world through Abraham is passed on to us through Jesus. We are part of the generation who gets to experience the faithful love of God.”

Lead kids to form a circle, standing close together while holding hands. Choose one kid to say the first word of the key passage and shake the hand of the kid on her right. Then guide that kid to say the second word of the key passage and shake the hand of the kid to his right. Continue to go around the circle until the key passage is completed.

Lead kids to sing “The Lord Is Good (Psalm 100:5).” You may also choose to sing a worship song of your choice.

7 PRAY (2 minutes)

Invite kids to pray before transitioning to Love.

SAY “Dear God, thank You for always keeping Your promises. We put our trust in You because we know You are always faithful. Help us be faithful to Your Word. Amen.”

Transition from **LEARN** to **LOVE**





LOVE

THE GOD OF THE GOSPEL

LOVE God by Applying the Story

1 REVIEW & BIBLE SKILLS (5 minutes)

Distribute Bibles and display the Old Testament Mediterranean Map. Guide kids to open their Bibles to Genesis 24. Invite kids to find how many verses are in Genesis 24. Remind kids that books of the Bible are organized by chapter and verse numbers.

Consider pointing out the location of Nahor (D10), where Rebekah lived, on the Old Testament Mediterranean Map. Choose a volunteer to read aloud Genesis 24:14 or ask the kids to follow along as you read the verses aloud.

SAY “ Abraham’s servant displayed faith in God by praying to Him. He asked God to provide the right wife for Isaac and asked God specifically to help him know who she would be. God answered his prayer.

God hears our prayers too. He may not always answer how we expect, but He is faithful to listen and give us exactly what is best. We can trust Him just as Abraham’s servant trusted Him to provide a wife for Isaac. ”

2 GROUP DISCUSSION (10 minutes)

Ask the following questions. Lead the group to discuss.

SAY “ When do you pray to God? How has God answered your prayers? ”

Answers will vary. Encourage kids to continue praying to God. Tell kids that prayer is a way we trust God, know Him more, and depend on Him. Help kids see that God is delighted to listen to their prayers and will always do what is best for them.

SAY “ Why was it important that Isaac find a wife? ”

Discuss how God’s promises to Abraham included growing Abraham’s family into a great nation. Tell kids that when Isaac married Rebekah, their family had an opportunity to grow. Tell kids that they’ll continue to learn how Abraham’s family increased to many more people.

SAY “ Rebekah showed kindness to Abraham’s servant. How does showing kindness to others display love for God? ”

Prompt kids to remember how all people are created in God’s image. Discuss how loving others displays love for God because He created people and loves them. Encourage kids to show kindness to the people in their lives and to seek ways to serve others. Discuss how being kind and serving others gives us opportunities to share God’s love and faithfulness.

Transition from **LOVE** to **LIVE**





THE STORY OF THE GOSPEL

LIVE the Mission

1 ACTIVITY CHOICE (10 minutes)

☐ OPTION 1: BALANCE THE BUCKET

Tell kids that it was common for women to carry water from the wells during Bible times. Challenge kids to balance an empty bucket on their heads. Lead kids to form two or three lines and provide the first kid in each line with an empty bucket. When you say “go,” direct kids to balance the bucket on their heads and slowly walk to the other end of the room while saying the story point:

GOD GAVE ISAAC A WIFE TO KEEP HIS PROMISES TO BLESS THE NATIONS. See who can keep the bucket balanced the longest before it falls. Repeat, allowing all kids to have a turn.

SAY “ That wasn’t an easy task. And it wasn’t an easy task for the servant to find Rebekah or for Rebekah to leave her family. But they kept their faith in God’s faithfulness to keep His promises. We can rely on God to help guide us and to provide. He will always keep His promises to us. ”

☐ OPTION 2: CLAY CREATIONS



Provide each kid with play dough. Lead kids to use their play dough to create different elements from the Bible story such as clay jars, bracelets, camels, and a well. After kids make their clay creations, invite them to share how they were used in today’s story.

SAY “ In every aspect of our story, we saw God’s faithfulness. He was faithful to allow Rebekah to take her water jar to the well. God was faithful to answer the servant’s prayer as Rebekah gave water to the camels and to him. God was faithful to give Rebekah a heart that chose to become Isaac’s wife. **GOD GAVE ISAAC A WIFE TO KEEP THE PROMISE HE MADE TO ABRAHAM TO BLESS THE NATIONS. God always keeps His promises because He is faithful.** ”

2 REFLECTION AND PRAYER (5 minutes)

Distribute a sheet of paper and pencil to each kid. Ask the kids to write about or draw a picture to answer the following questions:

- What does this story teach me about God or the gospel?
- What does this story teach me about myself?
- Who can I tell about this story?

Be sure to send the sheets home with the kids along with the activity pages so parents can continue to discuss the Bible story with their kids. If time remains, take prayer requests or allow kids to complete the Bible story coloring page. Pray for your group.

UNIT 3 | SESSION 1

JACOB AND ESAU

GENESIS 25; 27



KEY PASSAGE: Genesis 50:20

BIG PICTURE QUESTION: Who is in control of everything? God is in control of everything in heaven and on earth. Nothing is outside of God's good plan.

CHRIST CONNECTION: God's covenant with Abraham continued to the next generation. Esau sold his birthright, giving Jacob the right to the wonderful blessings God promised to his father Abraham. Through Jacob's family, God would send the promised Savior to bring blessing and salvation to the world.

STORY POINT: Rebekah and Jacob tricked Isaac into blessing Jacob.



PRIOR TO TEACHING THE SESSION

LEADER Bible Study

The story of God's faithfulness to Abraham continues as we venture into the lives of Jacob and Esau in Genesis 25 and 27. Isaac prayed that God would bless their family with an heir, and God responded. We witness God's sovereignty in the lives of brothers Jacob and Esau as God's promises are fulfilled.

Earlier in Genesis 25, God revealed to Rebekah that she had conceived twins, and that in the end, the older would serve the younger. Before either had done good or bad, God chose Jacob to become the nation of Israel. (Rom. 9:10-11) In His kingdom, the ways and logic of the world do not prevail; God destined Jacob to be the one whose lineage would one day bring us the promised Savior, Jesus.

God's ways came to pass in accordance with His own wisdom and will. Isaac blessed Jacob as an act of passing on the covenant of his father Abraham. Nothing could intercept God's promise to bless Abraham's family through Jacob; in the opposite way, no scheming on behalf of this family could interfere with this blessing being passed down to the younger son.

Each member of Isaac's family had to trust, by faith, that God's ways were best, however confusing His plans seemed. In the end, God's plan to provide the way to redeem and restore mankind through the lineage of Jacob would be accomplished. Just as Isaac, Rebekah, and Jacob had to surrender to God's plans by faith, so, too, do we surrender to God's plan of restoring all things through His Son, Jesus. In Him, we receive the birthright promised to Abraham in its greatest and fullest measure, as God has "blessed us with every spiritual blessing in the heavens in Christ" (Ephesians 1:3).

True salvation comes to all who place their trust in Jesus. Pray that the children whose hearts have been entrusted to you today would hear of God's sovereign goodness and surrender their lives to His will. May they place their trust in Him and receive the ultimate gift of everlasting life through His Son, Jesus.



PREPARE

THE WEEK PRIOR

Prepare your heart to teach; plan the session



WELCOME

10-15 MINUTES

Greet kids and open the session



LEARN

25-30 MINUTES

Teach kids the story of the gospel



LOVE

15-20 MINUTES

Lead kids to love the God of the gospel



LIVE

15-20 MINUTES

Lead kids to live out the mission of the gospel



PREPARE

PRIOR TO TEACHING THE SESSION

GATHER Supplies

Keep a regular supply of the following items available at all times: Bibles, pens or pencils, markers, crayons, colored pencils, scissors, glue or tape, paper.



WELCOME

Activity Page

- ☐ "Finish the Pattern" activity page



LOVE

Review & Bible Skills

- ☐ Small Group Timeline and Map Set (optional)



LEARN

Introduce the Session

- ☐ countdown video
- ☐ Story Point Poster

Big Picture Question

- ☐ Big Picture Question Poster

Review the Timeline

- ☐ Giant Timeline

Tell the Bible Story

- ☐ "Jacob and Esau" video
- ☐ Bible Story Picture Poster
- ☐ fleece or fur (optional)

Questions from Kids

- ☐ "Unit 3, Session 1" Questions from Kids video

Missions Moment

- ☐ "William and Crystal Enete" missions video

Key Passage Activity

- ☐ Key Passage Poster
- ☐ "God Planned It for Good (Genesis 50:20)" song
- ☐ worship song of your choice (optional)
- ☐ dry erase board and marker



LIVE

Activity Choice (Option 2)

- ☐ plastic cups, 3 per pair
- ☐ small objects like balls or pieces of candy, 1 per pair

Reflection and Prayer

- ☐ Bible Story Coloring Page (optional)



WELCOME Kids

Greet each kid as he or she arrives. Use this time to collect the offering, fill out attendance sheets, build relationships, and help new kids connect to your group.

| **SAY** “What does it mean to trick someone? Have you ever been tricked? When?”

1 ACTIVITY PAGE (5 minutes)

Invite kids to complete “Finish the Pattern” activity page.

| **SAY** “In today’s story, we will see how God was in control and that He kept His promise to Abraham, even when Rebekah and Jacob made mistakes.”

2 SESSION STARTER (10 minutes)

☐ OPTION 1: LOVE IT AND LIST IT

Provide each kid with a piece of paper and a marker. Direct the kids to draw pictures of all their favorite things they own in a list format. Some items may include a toy, a stuffed animal, a favorite shirt, an electronic device, etc. As they draw, encourage them to place their more favorite items at the top of the list. Then invite kids to share what they drew. Ask kids if they would trust anyone to care for these items. Ask kids how they would feel if any of these items were stolen.

| **SAY** “We all have things that are important to us. And it would be hard to give them up. Or worse have them stolen! In today’s story, we will see that even when Jacob stole his brother’s birthright, God was still in control. God was still working to keep His promise He made to Abraham.”

☐ OPTION 2: WHAT’S DIFFERENT?



Invite one kid to come to the front of the room and stand next to you. Tell the other kids they have 10 seconds to remember her appearance. Then instruct the kids to turn their backs the opposite way and close their eyes. Help the kid next to you change something about her appearance. For example, she may remove a shoe, take a bow out of her hair, or place a sticker on her hand. Direct the other kids to turn around and open their eyes. Allow them to take turns guessing what is different about her appearance. Repeat as time allows, choosing someone different each time.

| **SAY** “We had a lot of fun trying to guess what was different about each of our classmates. Today, we will see that Rebekah and Jacob tried to change Jacob’s appearance to make him like his brother Esau. But even when **REBEKAH AND JACOB TRICKED ISAAC INTO BLESSING JACOB**, God was in control.”





INTRODUCE the Bible Story

1 INTRODUCE THE SESSION (3 minutes)

Show the countdown video as you transition to introduce the Bible story. Set it to end as the session begins.

SAY “Hi, I’m [your name], and I’m so glad you are all here today! Did you bring your Bible with you? Hold your Bible up where I can see it. [Distribute Bibles to kids who need one.] The Bible is God’s Word given to us, so we can trust it to be true. The Bible also teaches us that God is in control of everything.

Our Bible story today teaches us more about the family of Abraham as Isaac and Rebekah had two sons: Jacob and Esau. In our story, we will see how **REBEKAH AND JACOB TRICKED ISAAC INTO BLESSING JACOB**. [Display the Story Point Poster.] Today, as we learn about Jacob and Esau, let’s pray that God will prepare our hearts to hear from His Word. ‘Father, we are thankful we get to learn more about You. As we learn together today, open our ears to listen and our eyes to see what Your Word tells us. Amen.’ ”

2 BIG PICTURE QUESTION (1 minute)

Display the Big Picture Question Poster.

SAY “Each week we read the Bible to learn about who God is, what He has done, and what He is going to do. We also learn a big picture question that helps us know more about God. Our big picture question for the next few weeks is, **Who is in control of everything?** Who do you think is in control of everything? [Allow responses.] Together, we are going to learn that **God is in control of everything in heaven and on earth. Nothing is outside of God’s good plan.** In today’s Bible story, we will hear how Rebekah and Jacob tried to take control of a situation. But we will see that even when they tried to trick Jacob’s brother Esau, God was always in control. ”

3 REVIEW THE TIMELINE (1 minute)

Show the Giant Timeline. Point to individual Bible stories as you review.

SAY “In the book of Genesis, we’ve been learning how God created the earth and all that is in it for His glory. God created Adam and Eve to worship Him. Yet, they sinned and were separated from God. Our sin separates us from God because He is holy. God is right to judge sin and He sent a flood to destroy the wicked world. But God rescued Noah and his family from the flood. Then God called Abraham to a new land and gave him wonderful promises. As Abraham’s family grew, we’ll see how God was still in control and remained faithful to His promises. Today, we’ll learn about Isaac’s two sons, Jacob and Esau. ”



LEARN the Bible Story

1 TELL THE BIBLE STORY: VIDEO OR STORYTELLER (10 minutes)

Open your Bible to Genesis 25:27-34; 27:1-41. Use the Bible storytelling tips to help you tell the story, or show the Bible story video “Jacob and Esau.” Use the bold text to retell or review the story.

JACOB AND ESAU

“ After Isaac and Rebekah were married, Rebekah was not able to have a baby. So Isaac prayed she would have a baby, and God answered his prayer. **Isaac and Rebekah had twin sons named Jacob and Esau. Esau was born right before Jacob was, which meant Esau was the firstborn son.**

When the boys grew up, Esau became a hunter, but Jacob was a quiet man who stayed at home. **Their father Isaac loved Esau because he hunted and caught wild animals for him to eat. But Rebekah loved Jacob.**

One day, Esau came home from the field feeling very hungry. Jacob was cooking a stew, and Esau asked to have some. Jacob said, “First sell me your birthright.” The birthright meant that Esau, as the son who was born first, was supposed to get a larger portion of all the family had and become the family leader after his father died. **Esau thought he would die of hunger, so he agreed to give Jacob his birthright to have some of the stew.**

Many years later, Jacob and Esau’s father Isaac was old and knew he was near the end of his life. He also could not see very well. **Isaac called Esau to him and asked him to go hunt a wild animal for him to eat. Then Isaac would give him his blessing.** The blessing was the way that a father passed on the leadership of the family to his oldest son.

Rebekah heard what Isaac said and made a plan to trick him. She told Jacob to bring her two goats, and **she made a delicious meal for Isaac. She told Jacob to take the meal to his father Isaac and pretend to be Esau.**

Jacob was afraid he would be caught trying to trick his father. Even though Isaac could not see very well, Esau was much hairier than Jacob. Jacob was worried that Isaac would feel his smooth skin and know that he was not Esau.

Rebekah took Esau’s clothes and put them on Jacob so that he would smell like Esau. She also took some of the skin of the goats and put it over Jacob’s neck and hands so he would feel hairy like Esau. Then she gave Jacob the food, and he brought it to Isaac. Isaac was tricked, and he blessed Jacob instead of Esau.

When Esau got home from hunting, he learned that Isaac had given his blessing to Jacob instead of to him. **Esau had been cheated out of his blessing, and he was very angry.**

Christ Connection: God’s covenant with Abraham continued to the next generation.

STORYTELLING TIPS

Active listening: Encourage kids to say “very hairy!” each time you say Esau’s name. When you say Jacob’s name, lead them to move their arms like they’re stirring a pot of stew.

Use a prop: Pass around a piece of fleece or fur when you tell how Rebekah and Jacob tricked Isaac.



LEARN

THE STORY OF THE GOSPEL

Esau sold his birthright, giving Jacob the right to the wonderful blessings God promised to his father Abraham. Through Jacob's family, God would send the promised Savior to bring blessing and salvation to the world. ”

2 REVIEW THE BIBLE STORY

SAY “ God promised to make Abraham the father of many nations. God kept His promise. He blessed Abraham with Isaac. Then he blessed Isaac and Rebekah with two boys, Jacob and Esau. Because Esau was the firstborn son, the birthright went to him. The birthright was given to the oldest son because he was to become the leader of the family. But Jacob wanted the birthright, so he tricked his brother to get it. How did Jacob get Esau to give him the birthright? [Allow responses.] Esau was hungry, so he traded his birthright for the stew Jacob made. The birthright was much more valuable and important than a bowl of stew. Jacob took advantage of Esau's hunger, and Esau made a foolish choice. But God was still in control.

Jacob and his mother Rebekah found it hard to trust God's plan, so they came up with a plan of their own. What was their plan? [Allow responses.] **REBEKAH AND JACOB TRICKED ISAAC INTO BLESSING JACOB.** They made Jacob look like Esau, and since Isaac couldn't see very well, he was tricked! Because all people sin, we often try to control our lives or make things go our way according to our timing. But God is in control and His plan is best, even when it may be hard to accept. Rather than trick their way to get Isaac to bless Jacob, Rebekah and Jacob should have trusted God's plans.

Jacob tricked his father, and his brother Esau became very angry when he found out. But did Jacob's sin cause God's plan to fail? [Allow responses.] God was in control and His plan prevailed, despite Jacob and Rebekah's sinful tricks. God's covenant with Abraham continued to the next generation. Esau sold his birthright, giving Jacob the right to the wonderful blessings God promised to his father Abraham. Through Jacob's family, God would send the promised Savior to bring blessing and salvation to the world. ”

3 GOSPEL DISCUSSION

SAY “ Jacob made mistakes because he was a sinner in need of a Savior. Our disobedience to God's commands is called sin and this sin separates us from God. Through Jacob's family, God brought forth His Son, Jesus, to rescue us from sin. To learn more about God's gift of salvation through Jesus, talk to me, one of your leaders, or a trusted adult. ”

(Tip: Use Scripture and the Gospel Plan Poster to explain how to become a Christian. Make sure kids know when and where they can ask questions.)

4 QUESTIONS FROM KIDS (3 minutes)

Show the “Unit 3, Session 1” Questions from Kids video. Prompt kids to discuss:

1. What should we do if our siblings are mean to us?
2. How does forgiving others show you love God?



LEARN

THE STORY OF THE GOSPEL

5 MISSIONS MOMENT (3 minutes)

Ask kids if they can name a creative way they have seen a person tell someone about Jesus. Mention that people sometimes show movies about Jesus, use picture cubes, salvation story bracelets, three drawn circles, and many more ways to help people understand more about Jesus.

SAY “ William and Crystal Enete were missionaries in Brazil from 1924–1958. They used movies, illusion, and ventriloquist dolls named Johnny and Sammy to tell people in Brazil about Jesus. Ventriloquism is when someone talks without moving his mouth much, so it seems like the voice is coming from a puppet or another source other than the speaker. ”

Play the video. Pray, thanking God for people like the Enetes who used creative ways to tell people about Jesus and His good plan to save people from sin.

6 KEY PASSAGE ACTIVITY (5 minutes)

Show the Key Passage Poster. Lead kids in reading aloud Genesis 50:20 together.

SAY “ Our key passage reminds us that God uses everything for His good plan. Nothing is outside God’s control. ”

Provide each kid with a sheet of paper and a pencil. Write out the verse on a dry erase board. Underline the first letter of each word in the verse. Direct kids to write down the letters you underline in order, followed by the full verse reference. Encourage kids to take this home and use it to practice the key passage using the first letter of each word.

Lead kids to sing “God Planned It for Good (Genesis 50:20).” You may also choose to sing a worship song of your choice.

7 PRAY (2 minutes)

Invite kids to pray before transitioning to Love.

SAY “ God, thank You for having a plan that is bigger than our sins. Thank You for sending Jesus to save us from our sins. Help us trust that You are always in control, even when it’s hard to see. Amen. ”

Transition from **LEARN** to **LOVE**





LOVE

THE GOD OF THE GOSPEL

LOVE God by Applying the Story

1 REVIEW & BIBLE SKILLS (5 minutes)

Distribute Bibles and display the Old Testament Kingdoms Map. Guide kids to open their Bibles to Genesis 26. Invite kids to place one hand on the book of Genesis and flip to the book of Revelation. Tell kids that from Genesis to Revelation God shows how He is always in control. Share how every book of the Bible reminds us that God's plans never fail.

Consider pointing out the location of Beer-sheba just south of Hebron on the Old Testament Kingdoms Map (K3). Choose a volunteer to read aloud Genesis 27:36 or ask the kids to follow along as you read the verses aloud.

SAY “ Before Jacob and Esau were born, God told Rebekah that Esau would serve Jacob. God’s Word came true, even though Jacob tricked his brother and father. Rather than trust God and wait for His timing, Jacob tried to take control.

Esau was angry at his brother for taking his birthright and his blessing. Jacob did not act honestly or wait for God’s promise. Jacob was a sinner who needed to be saved from his sins. Esau was a sinner who also needed to be saved from his sins. Thankfully, our sin doesn’t stop God’s plans. God was still in control and through Jacob’s family, Jesus would one day come into the world. ”

2 GROUP DISCUSSION (10 minutes)

Ask the following questions. Lead the group to discuss.

SAY “ Why did Jacob and Rebekah’s sin not cause God’s plan to fail? ”

Explain that the power of sin cannot stop God’s plan because God is in control of everything in heaven and on earth. Remind kids that nothing is outside of God’s good plan.

SAY “ If God is always in control, can we trust Him? Why? ”

Discuss how we can always trust God because He is good, never changes, and always does what is right. Tell kids that because God is in control, we can trust that He will always do what is best and right. Encourage kids to remember to trust God, even when situations may seem scary or hard.

SAY “ God chose Jacob to receive the blessing from Isaac. Did this mean Jacob deserved the blessing? Why? ”

Remind kids that everyone sins, including Jacob. Tell kids that no one deserves blessings from God. Discuss how God shows us grace and forgiveness when we sin. Share how we receive God’s greatest blessing when we trust in Jesus. Tell kids that we don’t earn or deserve forgiveness of our sins or eternal life, but through faith in Jesus, God is gracious to us.

Transition from **LOVE** to **LIVE**





THE STORY OF THE GOSPEL

LIVE the Mission

1 ACTIVITY CHOICE (10 minutes)

☐ OPTION 1: CONTROL THE PLANE



Provide each kid with a piece of paper and lead them to fold their paper to make a paper airplane. Place a sticky note on a wall. Then guide kids to line up in front of the wall about 10 feet away. On your start, challenge kids to aim for the note and toss their plane to hit the sticky note. Allow kids several turns to hit the sticky note. If any kids hit it, challenge them to hit it three times in a row.

SAY “ Could anyone hit the sticky note with their plane three times in a row? [Allow responses.] We really weren’t in control of the planes, were we? The good news is that we don’t have to be in control because God is always in control. We can trust Him and remember that His plans never fail. ”

☐ OPTION 2: DON'T GET TRICKED

Guide kids to sit at tables. Form kids into pairs and give each pair three plastic cups and a small object such as a ball or a piece of candy. Tell kids to choose one partner to hold a cup and place the cup over the object, so the object is hidden. Then direct the kids to mix the cups around trying to confuse their partner from being able to determine where the object is. Tell kids to keep the cups flat on a table surface as they swirl the cups around. Allow partners to switch roles. Play several rounds as time allows. Consider seeing if you can trick anyone by playing the activity with volunteers.

SAY “ **REBEKAH AND JACOB TRICKED ISAAC INTO BLESSING JACOB.** But God was still in control. God chose Jacob to be the son who received the blessing God made to Abraham and to Isaac. We don’t have to trick our way into receiving God’s blessing. Through faith in Jesus, we receive God’s blessings. ”

2 REFLECTION AND PRAYER (5 minutes)

Distribute a sheet of paper and pencil to each kid. Ask the kids to write about or draw a picture to answer the following questions:

- What does this story teach me about God or the gospel?
- What does this story teach me about myself?
- Who can I tell about this story?

Be sure to send the sheets home with the kids along with the activity pages so parents can continue to discuss the Bible story with their kids. If time remains, take prayer requests or allow kids to complete the Bible story coloring page. Pray for your group.

JACOB FLED FROM CANAAN

GENESIS 28; 32



KEY PASSAGE: Genesis 50:20

BIG PICTURE QUESTION: Who is in control of everything? God is in control of everything in heaven and on earth. Nothing is outside of God's good plan.

CHRIST CONNECTION: God changed Jacob and gave him a new name, Israel. Jesus came so that we might have a changed life, forgiven of sin. Jesus' death and resurrection provided sinful people the way to be welcomed into God's family forever.

STORY POINT: God promised to be with Jacob.



PRIOR TO TEACHING THE SESSION

LEADER Bible Study

In today's passage, God continued His faithfulness to Abraham by extending kindness to Jacob amidst a time of great turmoil. God promised to bless Jacob, be with him, watch over him, and never leave him until His faithful promises had been fulfilled. Jacob found himself at a crossroads, seemingly alone, and was tasked with finding a wife in accordance with God's plan to bless their family.

What can we learn from Jacob's time of trial and his wrestling with God? How can this help us when we are suffering or wrestling with God ourselves?

After receiving his father's blessing, Jacob was instructed by his mother and father to flee Esau's wrath and find a wife. While on the run, God visited Jacob in a dream by which He confirmed the promises He had made to Abraham. Even in Jacob's sinfulness, God's faithful lovingkindness was shown to him as God declared that His covenantal promises would continue through Jacob's family. Then, Jacob made a vow, just as God had made one to him: "If God remains with me, watches over me, provides for me, and returns me safely as He says He will, then He will be my God."

Later in chapter 32, we see the next phase of Jacob's journey with God, as he wrestled with Him unknowingly. Jacob said to the man, "I will not let you go unless you bless me." The man—whom we know to be God—changed Jacob's name from that of a deceiver to Israel, meaning "He struggled with God." Despite Jacob's struggles with God, he prevailed and was blessed by Him. In the end, Jacob realized that God spared his life in this encounter. By grace, he was granted a new name and identity and was able to return home.

Today, we come to a similar crossroads as we wrestle with the role Jesus deserves in our lives as Savior and Lord. Those who surrender to Him by faith can, like Israel, experience new life in He who redeems and restores sinners, bringing them into His family forever. No longer are we bound by our old selves but given a new identity in Jesus.

Ask God to reveal to the boys and girls in your group the reality of the new life He offers in Jesus. Though we may not always understand His ways, God gives us grace as we come to surrender to His will for our lives. May His truth become clear in their hearts and minds as you teach them about His love.



PREPARE

THE WEEK PRIOR

Prepare your heart to teach; plan the session



WELCOME

10–15 MINUTES

Greet kids and open the session



LEARN

25–30 MINUTES

Teach kids the story of the gospel



LOVE

15–20 MINUTES

Lead kids to love the God of the gospel



LIVE

15–20 MINUTES

Lead kids to live out the mission of the gospel



PREPARE

PRIOR TO TEACHING THE SESSION

GATHER Supplies

Keep a regular supply of the following items available at all times: Bibles, pens or pencils, markers, crayons, colored pencils, scissors, glue or tape, paper.



WELCOME

Activity Page

- ☐ "Complete the Stairway" activity page

Session Starter (Option 1)

- ☐ twine
- ☐ clothespins, 1 per kid

Session Starter (Option 2)

- ☐ painter's tape



LOVE

Review & Bible Skills

- ☐ Small Group Timeline and Map Set (optional)



LIVE

Activity Choice (Option 1)

- ☐ brown craft paper
- ☐ dry erase board and marker

Reflection and Prayer

- ☐ Bible Story Coloring Page (optional)



LEARN

Introduce the Session

- ☐ countdown video
- ☐ Story Point Poster

Big Picture Question

- ☐ Big Picture Question Poster

Review the Timeline

- ☐ Giant Timeline

Tell the Bible Story

- ☐ "Jacob Fled from Canaan" video
- ☐ Bible Story Picture Poster

Questions from Kids

- ☐ "Unit 3, Session 2" Questions from Kids video

Missions Moment

- ☐ "William and Crystal Enete Photos" printable
- ☐ cardstock

Key Passage Activity

- ☐ Key Passage Poster
- ☐ "God Planned It for Good (Genesis 50:20)" song
- ☐ worship song of your choice (optional)
- ☐ cardstock



WELCOME Kids

Greet each kid as he or she arrives. Use this time to collect the offering, fill out attendance sheets, build relationships, and help new kids connect to your group.

SAY “Do you dream at night? Have you ever had a dream that was fun and exciting? What did you dream?”

1 ACTIVITY PAGE (5 minutes)

Invite kids to complete “Complete the Stairway” activity page.

SAY “Today, we’ll see how Jacob had a dream and that through this dream, **GOD PROMISED TO BE WITH JACOB.**”

2 SESSION STARTER (10 minutes)

☐ OPTION 1: PROMISES CIRCLE

Before the session, write the words God’s promises on pieces of paper for each kid in your group. Cut a piece of twine long enough for all kids to hold it while standing in a circle.

Provide each kid with the sheet of paper with the words God’s promises and a clothespin. Place a long piece of twine on the floor. Tell kids that on your start, they all will need to quickly take hold of the piece of twine and clip their paper to the twine using their clothespin. Then tell kids to continue holding the twine, with their papers attached, and form a circle. Time kids to see how quickly they can form the “promise circle.” Consider repeating the activity to see if kids can beat their previous time.

SAY “God’s promises will never fail. Like a circle has no end, God’s promises will last forever. He is always faithful to His promises. Today, we will see how the promise God made to Abraham is passed down to his grandson, Jacob. Just as God had been with Abraham, **GOD PROMISED TO BE WITH JACOB.**”

☐ OPTION 2: STEP DOWN



Tell kids that they are going to climb down an imaginary stairway by answering some questions. Place a piece of painter’s tape on the floor to represent the bottom of the stairway. Explain that if the kids answer the question correctly, they may “step down” the stairway by taking a step forward. Tell kids that if they answer the questions incorrectly they remain in place. Consider mixing up questions to include Bible story reviews and general questions all kids might know. For example, “Who created the whole world?” “What color is made when you mix blue and yellow?” “What did God command Noah to build?” “How many legs does a spider have?” etc. Challenge kids to answer the questions correctly to be the first to reach the bottom of the stairway.

SAY “Today, we will see how God came down a stairway in Jacob’s dream. We’ll learn how God came down to remind Jacob that He would keep the promises He made to Abraham.”





INTRODUCE the Bible Story

1 INTRODUCE THE SESSION (3 minutes)

Show the countdown video as you transition to introduce the Bible story. Set it to end as the session begins.

SAY “Welcome, kids! My name is [your name], and I am so excited you are here. Together, we get to read true stories from the Bible. In our story today, we will discover how **GOD PROMISED TO BE WITH JACOB**. [Display the Story Point poster.] We’ll see how God passed on the promises He made to Abraham to his grandson, Jacob.

If you have your Bible with you, please take it out. [Distribute Bibles to kids who need one.] Today, as we open our Bibles, let’s prepare our hearts to hear from God. Pray with me: ‘Dear God, please open our hearts and our minds to learn more about You. Give us faith to believe that Your Word is true and that we can trust Your promises. Amen.’ ”

2 BIG PICTURE QUESTION (1 minute)

Display the Big Picture Question Poster.

SAY “Who can remind me of our big picture question? [Allow responses.] **Who is in control?** [Allow responses.] That’s right! **God is in control of everything in heaven and on earth. Nothing is outside of God’s good plan.**

We can trust that God is control of our lives. Last week, we learned how Jacob tried to take control of the events in his life. But God was the One who was really in control of Jacob’s life. Even in our story today, we’ll see how **GOD PROMISED TO BE WITH JACOB** and lead Jacob into the land God had promised Abraham. ”

3 REVIEW THE TIMELINE (1 minute)

Show the Giant Timeline. Point to individual Bible stories as you review.

SAY “Last week, we saw how even though Rebekah and Jacob tried to take control of God’s plan by tricking Isaac and Esau, God was still in control. Because Jacob lied and deceived to get the blessing, Esau became angry at Jacob. Jacob fled from Canaan to escape his brother’s anger. Today, we will see that even though Jacob ran, **GOD PROMISED TO BE WITH JACOB** and to fulfill His promise to Abraham’s family. ”



LEARN

THE STORY OF THE GOSPEL

LEARN the Bible Story

1 TELL THE BIBLE STORY: VIDEO OR STORYTELLER (10 minutes)

Open your Bible to Genesis 28:10-22; 32:24-30. Use the Bible storytelling tips to help you tell the story, or show the Bible story video “Jacob Fled from Canaan.” Use the bold text to retell or review the story.

JACOB FLED FROM CANAAN

“After Jacob stole his brother Esau’s blessing, Esau was so angry that Jacob had to leave home. Jacob’s father Isaac sent him away to find a wife from among Abraham’s people. Jacob traveled toward Haran. When the sun set, he stopped to sleep for the night. Jacob used a stone for a pillow and fell asleep.

As Jacob slept, he had a dream. In the dream, a stairway was set on the ground, and its top reached the sky. God’s angels were going up and down on it. The LORD was standing beside Jacob. He said, “I am the LORD, the God of your father Abraham and the God of Isaac. I will give you and your children the land on which you are lying. Your descendants will spread out in every direction, and all peoples on earth will be blessed through your family.” This was the same promise God had made to Jacob’s grandfather Abraham and to his father, Isaac!

Jacob woke from his sleep and said, “Surely the LORD is in this place!” Jacob took the stone that he slept on, set it up as a special marker, and poured oil over it. He named that place Bethel, which means “House of God.”

Then Jacob made a promise. He said, “If God will be with me and watch over me during my journey, if he gives me what I need and brings me safely back home, then the LORD will be my God, and I will worship Him.”

Years passed. Jacob got married and had a family. Finally, Jacob took his family and all his possessions and headed home to Canaan. That night, a man appeared to Jacob. The man wrestled with Jacob all night. Jacob refused to give up, so the man injured Jacob’s hip.

“I will not let You go unless You bless me,” Jacob said.

“Your name will no longer be Jacob,” the man said. “Your name will be Israel because you wrestled with God and men, and you have won.” The man blessed Jacob. Now Jacob went to meet Esau. Esau ran to Jacob and hugged him. He was not angry anymore. Esau returned to his home. Jacob and his family traveled on, and Jacob bought land for them to live on. Jacob was finally home in the land God had promised him.

Christ Connection: God changed Jacob and gave him a new name, Israel. Jesus came so that we might have a changed life, forgiven of sin. Jesus’ death and resurrection provided sinful people the way to be welcomed into God’s family forever. ”

STORYTELLING TIPS

Say it: Invite kids to say the name “Israel” when they hear Jacob’s name. Tell kids that the Bible sometimes uses both Jacob and Israel to refer to the same person.

Dim the lights: Set the mood of the story by dimming the lights.



THE STORY OF THE GOSPEL

2 REVIEW THE BIBLE STORY

SAY “ Jacob was on the run because he stole the blessing from his brother Esau. As he slept in the wilderness, he had a dream. What did Jacob see in the dream? **[Allow responses.]** God came to Jacob in a dream, promising to be with Him and to give him the land He had promised Abraham. God said Jacob’s family would become a great nation. Is God faithful to keep His promises? **[Allow responses.]** God always keeps His promises. He is in control and nothing can stop His plans. We can trust God and know that, in Jesus, He has good planned for us.

Years after Jacob’s dream, he got married and had many children. Jacob took his family back to the land God had promised him. Then one night, a man appeared to Jacob. What did he and the man do? **[Allow responses.]** They wrestled all night long! Jacob would not give up until the man blessed him. The man hurt Jacob’s hip, but he finally blessed Jacob. What did the man change Jacob’s name to? **[Allow responses.]** The man changed Jacob’s name to Israel. Jacob said he had seen God face to face! It was God who had come down to wrestle Jacob and bless him. Even though Jacob’s hip was injured, his life was spared. When we trust in Jesus, our lives are spared from the death we deserve because of our sin.

GOD PROMISED TO BE WITH JACOB. God changed Jacob and gave him a new name, Israel. Jesus came so that we might have a changed life, forgiven of sin. Jesus’ death and resurrection provided sinful people the way to be welcomed into God’s family forever. ”

3 GOSPEL DISCUSSION

SAY “ Jacob sinned and had to leave his home. But **GOD PROMISED TO BE WITH JACOB.** When we sin, we are separated from God. But God sent Jesus to bring us back to Him. Faith in Jesus is the only way to be forgiven of our sin and become a part of God’s family. ”

(Tip: Use Scripture and the Gospel Plan Poster to explain how to become a Christian. Make sure kids know when and where they can ask questions.)

4 QUESTIONS FROM KIDS (3 minutes)

Show the “Unit 3, Session 2” Questions from Kids video. Prompt kids to discuss:

1. If people are bad and they believe in God, can they still go to heaven?
2. Why is faith in Jesus the only way to be with God forever?

5 MISSIONS MOMENT (3 minutes)

Display the “William and Crystal Enete Photos.” Remind kids that William and Crystal Enete were missionaries in Brazil. Tell kids that William Enete learned many different skills as he grew up. Explain that he worked in a blacksmith shop, a boat repair shop, and an automobile repair garage. Tell kids that after William finished Bible college, he and his wife, Crystal, felt that God was calling them to serve Him on the international mission field.

SAY “ While the Enetes were learning Portuguese, William began telling people in Brazil about



LEARN

THE STORY OF THE GOSPEL

Jesus. He used his skills in photography and other creative methods to help people in Brazil know about Jesus. ”

Invite kids to create “photographs” to help tell others about God’s plan to send Jesus into the world to save us from sin. Encourage kids to draw Bible stories or pictures of Jesus’ birth, death, and resurrection.

6 KEY PASSAGE ACTIVITY (5 minutes)

Before the session, write the key passage on pieces of cardstock. Then cut the cardstock to make puzzle pieces. Create a puzzle for each group of three or four kids. Show the Key Passage Poster. Lead kids in reading aloud Genesis 50:20 together.

SAY “ God did not abandon Jacob when he sinned against Him. God was in control of everything and promised to be with Jacob. God was working in Jacob’s life to bring about His good plans to bless the whole world. ”

Provide each group of three or four kids with a puzzle. Lead kids to scatter the pieces on the floor. Then challenge kids to work as a team to complete the puzzle.

Lead kids to sing “God Planned It for Good (Genesis 50:20).” You may also choose to sing a worship song of your choice.

7 PRAY (2 minutes)

Invite kids to pray before transitioning to Love.

SAY “ God, thank You for promising to always be with us when we trust in Jesus. Help us trust that You are in control of everything under heaven and earth. Guide us to obey You and love others. Amen. ”

Transition from **LEARN** to **LOVE**





THE GOD OF THE GOSPEL

LOVE God by Applying the Story

1 REVIEW & BIBLE SKILLS (5 minutes)

Distribute Bibles and display the Old Testament Kingdoms Map. Guide kids to open their Bibles to Genesis 28. Challenge kids to turn to the book of Exodus. Tell kids that Jacob's name Israel will also become the name of God's people. Explain that we will learn more about the nation of Israel when we get to the book of Exodus.

Consider pointing out the location of Bethel (G4), where God appeared to Jacob in a dream, on the Old Testament Kingdoms Map. Choose a volunteer to read aloud Genesis 28:15 or ask the kids to follow along as you read the verses aloud.

SAY “ Even when Jacob sinned and had to leave his home, God did not leave Jacob. God gave Jacob the same promise He made to Jacob's grandfather, Abraham, and to his father Isaac. In verse 15, we see that God promised He would be with Jacob no matter where he went, and would bring Jacob back to the land He had promised. God promises to always be with His people, and we can trust Him because He never lies. He is the same yesterday, today, and forever! ”

2 GROUP DISCUSSION (10 minutes)

Ask the following questions. Lead the group to discuss.

SAY “ Can we mess up God's plans? Why not? ”

Discuss how our sins or mistakes don't mess up God's plans. Remind kids that God is in control of everything, including the times we disobey Him. Explain that God is not pleased when we sin, but that He can use evil plans for good. Discuss how Jacob's sin brought about the consequence of leaving the promised land, but God never left Jacob and had a plan to bring him back.

SAY “ God changed Jacob's name. How does God change us? ”

Tell kids that the Bible tells us that when we trust in Jesus, God makes us into new creations. Discuss how God gives us new hearts that want to love and obey God. Explain that we want to be like Jesus and follow Him. Discuss how we feel sorry for our sin and want to turn away from it.

SAY “ Jacob went back home to the land of Canaan just like God promised. What home has God promised everyone who trusts in Jesus? ”

Remind kids that God has promised everyone who trusts in Jesus a home with Him forever. Tell kids that God will make a new heaven and earth where there will be no more sin, death, sadness, or brokenness. Encourage kids to remember that God keeps His promises and that we can look forward to our final home with great joy.

Transition from **LOVE** to **LIVE**





THE STORY OF THE GOSPEL

LIVE the Mission

1 ACTIVITY CHOICE (10 minutes)

☐ OPTION 1: WHO DOES GOD CALL US?

Before the session, create a banner using brown craft paper. Then write the following Bible references on the banner: 2 Corinthians 5:17; John 1:12; John 15:15; Ephesians 1:7; Ephesians 1:5. On a dry erase board, write a list of the following words: adopted, forgiven, children of God, new creation, friend of Jesus. Form kids into five groups and assign each group a Bible reference. Challenge kids to work together to find the verse and read it. Then direct groups to find the word(s) from the dry erase board that match their verse and write it on the banner under their Bible reference.

SAY “When we trust in Jesus, God calls us by new names. He says that we are His child, forgiven, a new creation, and so much more! God gives us a new identity in Jesus and nothing can separate us from His love. Just as God changed Jacob’s name and promised to be with him, God changes us and promises to be with us.”

☐ OPTION 2: DOMINO REACTION



Form kids into groups of three or four and provide each group with a set of dominoes or small building blocks. Encourage groups to line up their dominoes one in front of another, being careful to not let any of them fall. Then tell kids to create a chain reaction by knocking the first domino into the one next to it. Challenge groups to build additional chain reactions and consider creating different designs like a spiral or a semi-circle.

SAY “What happened when you knocked the first domino into the one next to it? [Allow responses.] The whole line of dominoes fell down. This reminds me of God’s plans. When God sets a plan in motion nothing can stop it. It will continue until it is complete. **God is in control of everything in heaven and on earth. Nothing is outside of God’s good plan.**”

2 REFLECTION AND PRAYER (5 minutes)

Distribute a sheet of paper and pencil to each kid. Ask the kids to write about or draw a picture to answer the following questions:

- What does this story teach me about God or the gospel?
- What does this story teach me about myself?
- Who can I tell about this story?

Be sure to send the sheets home with the kids along with the activity pages so parents can continue to discuss the Bible story with their kids. If time remains, take prayer requests or allow kids to complete the Bible story coloring page. Pray for your group.

JOSEPH TAKEN TO EGYPT

GENESIS 37; 39–46; 50



KEY PASSAGE: Genesis 50:20

BIG PICTURE QUESTION: Who is in control of everything? God is in control of everything in heaven and on earth. Nothing is outside of God's good plan.

CHRIST CONNECTION: Even when bad things were happening in Joseph's life, God had a plan for good. Bad things also happened to Jesus. Jesus never sinned, but He was arrested, beaten, and killed on a cross. Those things happened to bring about our good—so people could be saved from sin and death through Jesus' life, death, and resurrection.

STORY POINT: God was always with Joseph and blessed him.



PRIOR TO TEACHING THE SESSION

LEADER Bible Study

Today's passage tells of God's faithful covenant being carried from Abraham to Isaac, then to Jacob, and now Joseph. Jacob loved Joseph more than his brothers because he was born to Jacob in his old age. Jacob's favoritism toward Joseph caused the others to feel deep anger toward Joseph.

Beyond Jacob's treatment of Joseph, his sons grew even angrier after hearing of their brother's dream, in which Joseph would reign over each of his siblings and their parents, too. The brothers' jealousy and anger loomed so large that they schemed to take Joseph's life; however, they settled with selling him into slavery instead, making it appear as though an animal had killed him.

In Egypt, Joseph became a slave of the officer Potiphar, who promoted him over his household. God gave Joseph great success in serving his new master. Joseph obeyed God amidst life's challenges, even against the temptation of Potiphar's wife, in which he declared, "...how could I sin against God?" Though this refusal would send Joseph to prison, God was with him and granted him favor despite his terrible circumstances. Even the warden knew God was with him.

God gave Joseph the ability to interpret his fellow prisoners' dreams and Pharaoh's dreams as well. God's sovereign care to be with Joseph and give him the ability to interpret dreams resulted in him being raised to oversee Pharaoh's entire household. As Joseph served Pharaoh, God granted him wisdom to provide grain during a famine, not just for others in the land, but for his brothers as well. This is a full-circle story of God's sovereign provision, faithfulness, and grace through trials.

At the closing of Genesis, Joseph—in the aftermath of slavery, famine, and injustice—declares that God used his brothers' evil plans to bring about flourishing for His people. Joseph extended words of comfort, courage, and kindness his brothers did not deserve.

In Christ, we receive an even greater gift—everlasting life, the undeserved bestowal of immeasurable peace, courage, and kindness. Christ experienced injustice and suffering on our behalf so that we might gain eternal life and redemption. As faithful to God as Joseph was, Jesus is even more faithful, forever renowned as the suffering Servant who takes away our sin. Pray for boys and girls to place their faith in the One who redeems our sins and suffering for His glory and our good.



PREPARE

THE WEEK PRIOR

Prepare your heart to teach; plan the session



WELCOME

10–15 MINUTES

Greet kids and open the session



LEARN

25–30 MINUTES

Teach kids the story of the gospel



LOVE

15–20 MINUTES

Lead kids to love the God of the gospel



LIVE

15–20 MINUTES

Lead kids to live out the mission of the gospel



PREPARE

PRIOR TO TEACHING THE SESSION

GATHER Supplies

Keep a regular supply of the following items available at all times: Bibles, pens or pencils, markers, crayons, colored pencils, scissors, glue or tape, paper.



WELCOME

Activity Page

- ☐ "God Cares for Me" activity page

Session Starter (Option 1)

- ☐ printed copy of the Bible Story Picture Poster on cardstock



LOVE

Review & Bible Skills

- ☐ Small Group Timeline and Map Set (optional)



LIVE

Activity Choice (Option 1)

- ☐ clear baking dishes, 1 per group
- ☐ water
- ☐ dark blue food color
- ☐ glass cups, 1 per group

Activity Choice (Option 2)

- ☐ dry erase boards and markers, 2
- ☐ erasers, 2

Reflection and Prayer

- ☐ Bible Story Coloring Page (optional)



LEARN

Introduce the Session

- ☐ countdown video
- ☐ Story Point Poster

Big Picture Question

- ☐ Big Picture Question Poster

Review the Timeline

- ☐ Giant Timeline

Tell the Bible Story

- ☐ "Joseph Taken to Egypt" video
- ☐ Bible Story Picture Poster

Questions from Kids

- ☐ "Unit 3, Session 3" Questions from Kids video

Missions Moment

- ☐ "William and Crystal Enete Photos" printable

Key Passage Activity

- ☐ Key Passage Poster
- ☐ "God Planned It for Good (Genesis 50:20)" song
- ☐ worship song of your choice (optional)
- ☐ balloons
- ☐ clothespins, 1 per kid



WELCOME Kids

Greet each kid as he or she arrives. Use this time to collect the offering, fill out attendance sheets, build relationships, and help new kids connect to your group.

SAY “Is it hard to get along with others sometimes? How have you forgiven people when they may have wronged you?”

1 ACTIVITY PAGE (5 minutes)

Invite kids to complete “God Cares for Me” activity page.

SAY “God cares for us and is always with us. In today’s story, we will see how even when bad things happened in Joseph’s life, God was always with him.”

2 SESSION STARTER (10 minutes)

☐ OPTION 1: BIGGER PICTURE

Before the session, print a copy of the Bible Story Picture Poster on cardstock. Then use scissors to cut the picture into 10–15 puzzle pieces and hide them around the room. Hide some pieces in easy to see places and other pieces in more challenging spots. Tell kids that you have hidden puzzle pieces in the room. Direct kids to work as a team to find the pieces and put them back together.

SAY “When the pieces were scattered around the room, you didn’t really see how they all fit together or what picture they created. It wasn’t until you put the pieces together that you were able to see the bigger picture. Sometimes, we can’t see the bigger picture of the events in our lives. Only God knows how everything fits together according to His perfect plan. Today, we will see how a man named Joseph had many hard times. But God was in control. **GOD WAS ALWAYS WITH JOSEPH AND BLESSED HIM.** God had a bigger picture for Joseph’s life, and He used Joseph to save many people.”

☐ OPTION 2: DREAM IT, DRAW IT



Provide kids with a piece of paper and markers. Invite kids to draw a dream they would like to have. Encourage kids to think of some fun things they might like to do in their dream like fly, have super strength, or visit a castle made of candy. Invite kids to draw places they might like to travel to in their dream. Allow several minutes for kids to complete their drawings. Then invite them to share their dreams with the class.

SAY “In the Bible, God sometimes used dreams to pass on a message. Sometimes the dreams meant good things would happen and other times the dreams meant bad things would happen. God gave some people the ability to interpret or tell what the dreams meant. Today, we will see how a man named Joseph had the ability to interpret dreams.”





LEARN

THE STORY OF THE GOSPEL

INTRODUCE the Bible Story

1 INTRODUCE THE SESSION (3 minutes)

Show the countdown video as you transition to introduce the Bible story. Set it to end as the session begins.

SAY “Welcome! My name is [your name], and I am so happy to see you! Our Bible story today can be found in the book of Genesis. If you have your Bible with you, will you take it out and hold it up high? [Distribute Bibles to kids who need one.]

Is the book of Genesis found in the Old Testament or New Testament? [Allow responses.] It's the first book of the Old Testament. Today, we'll hear about a man named Joseph. We will see that **GOD WAS ALWAYS WITH JOSEPH AND BLESSED HIM.** [Display the Story Point Poster.] Let's pray and ask God to prepare our hearts as we hear from His Word: 'Lord, thank You for speaking to us through Your Word. Help us know You and trust that You are always in control. In Jesus' name, amen.' ”

2 BIG PICTURE QUESTION (1 minute)

Display the Big Picture Question Poster.

SAY “What is the big picture question we've been learning? [Allow responses.] **Who is in control? [Allow responses.] God is in control of everything in heaven and on earth. Nothing is outside of God's good plan.**

In our story, we'll see how Joseph had bad things happen to him. It might have seemed like his life was not going according to God's plan. But God was with Joseph and was working out all the evil for good. We'll see how God planned good for Joseph and how He plans good for us. ”

3 REVIEW THE TIMELINE (1 minute)

Show the Giant Timeline. Point to individual Bible stories as you review.

SAY “God promised to make Abraham into a great nation and to bless the world through his family. God began fulfilling this promise with the birth of Abraham's son Isaac. Then Isaac had two sons, Jacob and Esau. Last week, we learned how God passed on His promise to Jacob. In his dream, God came down to Jacob and promised to be with him and keep His promises. The family of Abraham was growing larger as Jacob married and had twelve sons. Today, we will learn about Jacob's son—Joseph—and how God was always with him. ”



LEARN

THE STORY OF THE GOSPEL

LEARN the Bible Story

1 TELL THE BIBLE STORY: VIDEO OR STORYTELLER (10 minutes)

Open your Bible to Genesis 37; 39–46; 50:15–21. Use the Bible storytelling tips to help you tell the story, or show the Bible story video “Joseph Taken to Egypt.” Use the bold text to retell or review the story.

JOSEPH TAKEN TO EGYPT

“ Jacob settled in the land of Canaan, where his father Isaac and grandfather Abraham had settled. **Jacob had 12 sons, but his son Joseph was his favorite. Jacob made Joseph a special robe, and all of Joseph’s brothers were jealous and hated him.**

Then Joseph shared with his brothers some dreams he had. In these dreams, his brothers and father and mother bowed down to him. This made his brothers hate him even more. One day, the brothers decided to get rid of Joseph. They sold him to some men who took him away to Egypt, where he became a servant in the house of a man named Potiphar.

Joseph served his master Potiphar well, and Potiphar placed him in charge everything he owned. One day, Potiphar’s wife lied about Joseph, accusing him of doing something he didn’t do. Potiphar was angry, and he put Joseph in prison.

While Joseph was in jail, he met a man who had been the cupbearer for Pharaoh, the king of Egypt. This man told Joseph about a strange dream he had. God gave Joseph the ability to understand what the dream meant. This cupbearer would soon be freed from jail and serve the Pharaoh again. It happened just as Joseph had said!

Then, Pharaoh had some strange dreams. In one dream, seven healthy cows were eaten by seven thin, sickly cows. In another dream, seven thin heads of grain swallowed seven healthy heads of grain. The cupbearer told Pharaoh to send for Joseph. With God’s help, Joseph told Pharaoh what the dreams meant: there would be seven years of great farming in the land followed by seven years of famine, when no food would grow. Pharaoh was so impressed that he put Joseph in charge of everything in Egypt!

When the famine came, Joseph’s father and brothers had no food to eat. They went to Egypt to ask for grain. When they first saw Joseph, they did not recognize him. Then Joseph told his brothers who he was: their brother they had sold into slavery!

The brothers were afraid Joseph would be angry with them, but Joseph said, “You planned evil against me, but God planned it for good so that many people would be saved.”

Christ Connection: Even when bad things were happening in Joseph’s life, God had

STORYTELLING TIPS

Act it out: Invite kids to act out the story as you tell it. Assign kids the different parts of the story and invite them to use motions to act out what you say aloud.

Shout it: Lead kids to shout “plans for good” anytime something bad happened to Joseph. Remind kids that God works everything according to His good plans.



LEARN

THE STORY OF THE GOSPEL

a plan for good. Bad things also happened to Jesus. Jesus never sinned, but He was arrested, beaten, and killed on a cross. Those things happened to bring about our good—so people could be saved from sin and death through Jesus’ life, death, and resurrection. ”

2 REVIEW THE BIBLE STORY

SAY “ Jacob loved his son Joseph the most, but this made Joseph’s brothers jealous. Joseph also had dreams that upset his brothers. What did Joseph’s brothers do to him? [Allow responses.] They sold him to become a slave in Egypt. They had an evil plan, but God was with Joseph.

When Joseph was in Potiphar’s house, God was still with him, and Joseph was placed in charge over Potiphar’s house. But Potiphar’s wife had an evil plan against Joseph. What did Potiphar do to Joseph? [Allow responses.] He had Joseph thrown in prison. Yet, even Potiphar’s wife couldn’t stop God’s plan because God is in control of everything in heaven and on earth. Nothing is outside of God’s good plan.

GOD WAS ALWAYS WITH JOSEPH AND BLESSED HIM. In prison, God placed Joseph in charge of the prison. How did Joseph get out of prison? [Allow responses.] God gave Joseph the power to interpret dreams. When Pharaoh had a dream, the cupbearer remembered Joseph and brought him to Pharaoh. Joseph helped Pharaoh understand how to save people during a time when they would have no food. All the evil that happened to Joseph was used by God for good. God saved Joseph, his family, and many other people.

Even when bad things were happening in Joseph’s life, God had a plan for good. Bad things also happened to Jesus. Jesus never sinned, but He was arrested, beaten, and killed on a cross. Those things happened to bring about our good—so people could be saved from sin and death through Jesus’ life, death, and resurrection. ”

3 GOSPEL DISCUSSION

SAY “ God was always with Joseph. Because God was with Joseph and was working for his good, Joseph was able to save many people from a famine. Only faith in Jesus saves us from sin and gives us the hope of life with God forever. Have you trusted in Jesus? Do you have hope of life with God forever? ”

(Tip: Use Scripture and the Gospel Plan Poster to explain how to become a Christian. Make sure kids know when and where they can ask questions.)

4 QUESTIONS FROM KIDS (3 minutes)

Show the “Unit 3, Session 3” Questions from Kids video. Prompt kids to discuss:

1. Why does God let bad things happen?
2. Jesus will one day make all things new. How can this truth help you when bad things happen?



LEARN

THE STORY OF THE GOSPEL

5 MISSIONS MOMENT (3 minutes)

Display the “William and Crystal Enete Photos” as you tell kids about the missionaries.

SAY “William and Crystal Enete used creative ways to tell people in Brazil about Jesus, including ventriloquist dolls named Johnny and Sammy. William built the doll named Johnny. Sammy was a professionally made ventriloquist doll donated to the Enetes by a woman in the United States. William used Sammy to tell thousands of people in Brazil, Argentina, Chile, and Uruguay about Jesus.”

Play a drama game where kids act out these situations: touching a hot stove, petting a soft animal, tasting a sour lemon, eating an ice cream cone, finding a hidden treasure, hearing the good news of Jesus. Invite kids to guess what others are acting out. Invite a child to pray, thanking God for people who use their gifts and talents to tell people about Jesus. Pray that others would trust in Jesus, who works everything for the good of those who love Him.

6 KEY PASSAGE ACTIVITY (5 minutes)

Before the session, tape twine or string from one side of the room to the other. Inflate some balloons and write a word from the key passage on each balloon. Display an Allergy Alert for the balloons. Show the Key Passage Poster. Lead kids in reading aloud Genesis 50:20 together.

SAY “God was in control and used Joseph’s life for His glory. God’s Word tells us that He promises to be with us too!”

Provide each kid with a clothespin and challenge them to find a balloon and work together to attach the balloons to the twine in the correct order of the key passage. Repeat as time allows.

Lead kids to sing “God Planned It for Good (Genesis 50:20).” You may also choose to sing a worship song of your choice.

7 PRAY (2 minutes)

Invite kids to pray before transitioning to Love.

SAY “God, thank You for never leaving Joseph and using his life as part of Your plan. Help us understand that our lives are a part of Your plan too. Give us faith to trust You, knowing everything You do is good. Amen.”





LOVE

THE GOD OF THE GOSPEL

LOVE God by Applying the Story

1 REVIEW & BIBLE SKILLS (5 minutes)

Distribute Bibles and display the Old Testament Mediterranean Map. Guide kids to open their Bibles to Genesis 45. Explain that Joseph's story brings Genesis to a close. Ask the kids whether Genesis is in the Old or New Testament. Ask kids to name the next book after Genesis. Tell kids that we will soon study Exodus as we continue to learn about God's good plan to bring Jesus into the world.

Consider pointing out the location of Egypt (H7) on the Old Testament Mediterranean Map. Choose a volunteer to read aloud Genesis 45:4-5 or ask the kids to follow along as you read the verses aloud.

SAY “ Joseph forgave his brothers even after all the terrible things they did to him. God’s plan was bigger than Joseph’s brothers’ mistakes. Joseph knew that God was in control and was using the bad things that had happened to him for God’s glory.

God had a plan to use Joseph’s life to save many people. But God had an even greater plan to offer salvation to the whole world through His Son, Jesus. We live in a sinful world, and we will face hard times, but God is bigger than the power of sin. He sent His Son, Jesus, to die on the cross so that we can be free from the power of sin and find forgiveness. ”

2 GROUP DISCUSSION (10 minutes)

Ask the following questions. Lead the group to discuss.

SAY “ Why can we trust God even when times are hard or bad things happen? ”

Remind kids that **God is in control of everything in heaven and on earth. Nothing is outside of God’s good plan.** Discuss how God is bigger and stronger than evil. Remind kids that God has good plans. Explain that we may not always see how God uses everything for good, but we can remember that one day sin and death will be no more.

SAY “ God was always with Joseph. Will God ever leave His children? Why? ”

Tell kids that God promises to always be with His children. Discuss how the Bible is full of verses that remind us that God is always with us. Consider reading Matthew 28:20 or Isaiah 41:10. Encourage kids to trust in God’s promises when they may be going through a challenging time.

SAY “ How does Joseph’s story help us understand the importance of forgiveness? ”

Discuss how Joseph forgave his brothers even after all the wrong they did to him. Remind kids that when we trust in Jesus, He forgives us of our sin. Share how forgiveness is a mark of someone who trusts in Jesus because we know how much God has forgiven us. Encourage kids to practice forgiving others, knowing in Jesus we find forgiveness.

Transition from **LOVE** to **LIVE**





THE STORY OF THE GOSPEL

LIVE the Mission

1 ACTIVITY CHOICE (10 minutes)

☐ OPTION 1: ALWAYS WITH US

Before the session, write the words of the story point on a white or yellow sheet of paper. Consider drawing pictures on the paper or include additional words that are not found in the story point. Create enough papers for each group of three or four kids. Gather a clear baking dish for each group and place it on top of the papers. Pour water in the baking dish to cover the bottom. Mix in some dark blue food color so that the papers cannot be seen.

Form kids into groups of three or four and place each group at a table with the baking dish and paper. Then provide each group with a glass cup. Instruct kids to take turns placing the cup right side up in the baking dish and moving it around to find all the words of the story point.

SAY “**GOD WAS ALWAYS WITH JOSEPH AND BLESSED HIM**, even when Joseph couldn’t see all God was doing. You couldn’t see the words of the story point at first, but when you placed the glass cup over the words they were visible. We may not always be able to see all the ways God is working for our good, but through Jesus, we can know God is always with us.”

☐ OPTION 2: FORGIVEN



Write the words to Acts 10:43 on two dry erase boards. Form kids into two teams and line up each team about 6 feet away from a dry erase board. Provide the first kid in each line with an eraser.

Read Acts 10:43 aloud. Then instruct the first kids from each team to run to the dry erase board, erase one word, and run back to their team. Continuing sending kids from each team to do the same. Tell kids that the first team to erase all the words wins. Explain that if kids erase more than one word at a time, you will write the words back on the dry erase board.

SAY “Acts 10:43 teaches us that all the Bible points to how faith in Jesus forgives us of sins. Joseph forgave his brothers because he knew God had used their evil plans to save many people during a famine. God had a plan to use wicked men to nail Jesus to a cross so that anyone who trusts in Jesus will be forgiven of their sins. Just as you erased the words, when we trust in Jesus, He removes our sin. God’s plans are always for our good, and we can trust Him.”

2 REFLECTION AND PRAYER (5 minutes)

Distribute a sheet of paper and pencil to each kid. Ask the kids to write about or draw a picture to answer the following questions:

- What does this story teach me about God or the gospel?
- What does this story teach me about myself?
- Who can I tell about this story?

Be sure to send the sheets home with the kids along with the activity pages so parents can continue to discuss the Bible story with their kids. If time remains, take prayer requests or allow kids to complete the Bible story coloring page. Pray for your group.

THE SUFFERING OF JOB

JOB



KEY PASSAGE: Genesis 50:20

BIG PICTURE QUESTION: Who is in control of everything? God is in control of everything in heaven and on earth. Nothing is outside of God's good plan.

CHRIST CONNECTION: In his suffering, Job recognized that God is all-powerful and good. When we face suffering, we can hope in God. God sent Jesus, the only truly innocent One, to suffer and die so that everyone who trusts in Him can have forgiveness and eternal life.

STORY POINT: God is good even in suffering.



PRIOR TO TEACHING THE SESSION

LEADER Bible Study

Job's story is an impactful passage on human suffering and God's sovereign goodness that transcends any circumstance. The book of Job shares of a God-fearing, virtuous man who continually turned from evil. Though he was not sinless, Job was counted righteous by his faith in God until the end.

How does Job respond when unexpected suffering comes to him? How does Job's story encourage us in our own suffering?

In the beginning of Job, we see an interaction between Satan and God, in which the Creator allows Satan to test Job to see if he would continue to follow God amidst suffering. Job would lose his sheep, camels, servants, and children. In response to this loss, Job worshiped God and refused to blame Him. Next, Job would become afflicted by painful boils. Despite Job's tragic sufferings, he refused to speak ill of God, even when his own wife told him to give up his faith.

In the following chapters, Job wrestled with his experiences in suffering, as his three friends tried in vain to comfort and help him in his pain. They could not fathom that Job's suffering did not result from sin. However, another voice, that of Elihu, spoke into Job's circumstances with true wisdom: God is greater than man, holy, and just; only He is righteous and sinless.

God met Job amidst his questions, reminding him of man's place within His created universe. Though people are unworthy of God's goodness, the Creator delights in showcasing His glory to the ones He has made. After Job prayed for his friends, his fortune was not only restored, but it was doubled.

Although God allowed Job to suffer, His hand was there to guide him, and His comfort remained by his side. What we glean from Job's story is that God's righteousness is so much greater than our own, that He is worthy of worship despite our circumstances. In 2 Corinthians 4:17, Paul declared that "our momentary light affliction is producing for us an absolutely incomparable eternal weight of glory."

There is only one truly righteous person who suffered unjustly: Jesus Christ, the Son of God. Help kids see that God is good, and His full worthiness is displayed in Jesus, the only truly righteous One. By faith in His finished work on the cross, we are counted as righteous and granted eternal hope. Pray for the children in your group to experience God's goodness and place their faith in Him alone.



PREPARE

THE WEEK PRIOR

Prepare your heart to teach; plan the session



WELCOME

10–15 MINUTES

Greet kids and open the session



LEARN

25–30 MINUTES

Teach kids the story of the gospel



LOVE

15–20 MINUTES

Lead kids to love the God of the gospel



LIVE

15–20 MINUTES

Lead kids to live out the mission of the gospel



PREPARE

PRIOR TO TEACHING THE SESSION

GATHER Supplies

Keep a regular supply of the following items available at all times: Bibles, pens or pencils, markers, crayons, colored pencils, scissors, glue or tape, paper.



WELCOME

Activity Page

- ☐ "Job Word Search" activity page

Session Starter (Option 1)

- ☐ various items such as a stuffed animal, a toy, a marker, a coloring book, socks, etc.



LOVE

Review & Bible Skills

- ☐ Small Group Timeline and Map Set (optional)



LIVE

Activity Choice (Option 1)

- ☐ jars or cups, 1 per kid
- ☐ ribbon
- ☐ stickers
- ☐ craft sticks, 5 per kid

Activity Choice (Option 2)

- ☐ "Job Matching Game" printable, 1 per pair
- ☐ plastic bags, 1 per pair

Reflection and Prayer

- ☐ Bible Story Coloring Page (optional)



LEARN

Introduce the Session

- ☐ countdown video
- ☐ Story Point Poster

Big Picture Question

- ☐ Big Picture Question Poster

Review the Timeline

- ☐ Giant Timeline

Tell the Bible Story

- ☐ "The Suffering of Job" video
- ☐ Bible Story Picture Poster

Questions from Kids

- ☐ "Unit 3, Session 4" Questions from Kids video

Missions Moment

- ☐ cups of water
- ☐ watercolor paints
- ☐ paintbrushes

Key Passage Activity

- ☐ Key Passage Poster
- ☐ "God Planned It for Good (Genesis 50:20)" song
- ☐ worship song of your choice (optional)



WELCOME Kids

Greet each kid as he or she arrives. Use this time to collect the offering, fill out attendance sheets, build relationships, and help new kids connect to your group.

| **SAY** “ Have you ever lost something special to you before? How did it make you feel? ”

1 ACTIVITY PAGE (5 minutes)

Invite kids to complete “Job Word Search” activity page.

| **SAY** “ In today’s story, we will hear how a man named Job lost many things he loved. We’ll also learn that God is always good, even in Job’s suffering. ”

2 SESSION STARTER (10 minutes)

☐ OPTION 1: WHAT’S GONE?

Place a chair at the front of the room, facing the wall. Under the chair, place several different items such as a stuffed animal, a toy, a marker, a coloring book, socks, etc. Gather the kids to sit on the floor in front of the items. Prompt kids to look at the items and study what is all present. Choose one kid to sit in the chair and direct him to close his eyes. Remove one of the items from under the chair and hide it. Direct the kid in the chair to open his eyes and look at the items. Challenge him to guess what item is missing. If he cannot determine the missing item, allow the other kids to help him. Repeat as time allows, choosing a different kid each time to sit in the chair and guess the missing item.

| **SAY** “ In today’s story, we’ll see how a man named Job had many wonderful gifts taken from him. He suffered greatly, but God was still in control. Let’s learn how **GOD IS GOOD EVEN IN SUFFERING.** ”

☐ OPTION 2: GREATER IN POWER



Prompt kids to think about animals or natural events that are powerful such as lions, tornadoes, crocodiles, hurricanes, gorillas, etc. Then compare created things and invite kids to decide what they think is greater in power. If kids pick the first item, tell them to clap. If they pick the second item, tell them to stomp their feet. Consider using the following examples or create your own:

- Eagle or penguin
- Hurricane or tornado
- Lion or tiger
- Blue whale or great white shark
- Grizzly bear or elephant

| **SAY** “ God has created many powerful things. But nothing is as powerful as God. God’s power is so great that He is in control of all things—hurricanes, suffering, and Satan. Today, we will see how God reminded a man named Job that He was in control of everything in heaven and earth. We’ll see how God told Job that even though bad things happened, God was still good and all-powerful. ”





LEARN

THE STORY OF THE GOSPEL

INTRODUCE the Bible Story

1 INTRODUCE THE SESSION (3 minutes)

Show the countdown video as you transition to introduce the Bible story. Set it to end as the session begins.

SAY “Hi, kids! I am so glad you are here! My name is [your name], and today we get to study a story from the Bible together. If you have a Bible with you, will you take it out and place it in your lap? [Distribute Bibles to kids who need one.]

Today, we will be in a new book of the Bible called Job. This book tells us about a man named Job and how he learned that **GOD IS GOOD EVEN IN SUFFERING**. [Display the Story Point Poster.] We’ll see that God is great, powerful, and good even when we may face bad times. God loves us and wants us to trust Him no matter what we face. As we get ready to hear our Bible story, let’s ask God to help our hearts trust Him and His Word. [Invite kids to pray with you.] ”

2 BIG PICTURE QUESTION (1 minute)

Display the Big Picture Question Poster.

SAY “What is the big picture question we have been learning? [Allow responses.] **Who is in control? [Allow responses.] God is in control of everything in heaven and on earth. Nothing is outside of God’s good plan.**

When we face hard times, it may be hard to trust God. But our big picture question reminds us that God is always in control. When something happens that makes us sad or leaves us feeling like we don’t understand, we can remind ourselves that God is good and that His plans cannot be stopped—no matter what we face. Today, we’ll see how God was in control of Job’s life and reminded Job that He is all-powerful. ”

3 REVIEW THE TIMELINE (1 minute)

Show the Giant Timeline. Point to individual Bible stories as you review.

SAY “As we have learned about the lives of Abraham, Isaac, Jacob, and Joseph, we have seen that no matter what happened God was always in control. Even when Abraham didn’t always understand God’s plans or Jacob deceived his brother or Joseph was sold as a slave, God’s good plans were always being accomplished. Through the brokenness of sinful people, God was working His plan to build a family who would one day bring forth the Messiah—Jesus Christ. Today’s story about Job is no different. While Job experienced great suffering, God was still in control and His plans were for good. ”



LEARN

THE STORY OF THE GOSPEL

LEARN the Bible Story

1 TELL THE BIBLE STORY: VIDEO OR STORYTELLER (10 minutes)

Open your Bible to Job. Use the Bible storytelling tips to help you tell the story, or show the Bible story video “The Suffering of Job.” Use the bold text to retell or review the story.

THE SUFFERING OF JOB

“**Job was a good man who worshiped God** and turned away from evil. He had many children, servants, and animals. **One day, God’s enemy, Satan, came to God.** God said, “Have you seen Job? He is a good man who loves Me and turns away from evil.”

Satan said, “**Job only worships You because of how much You have blessed him! If you take away all You have given him, he won’t worship You anymore.**” God gave Satan permission to cause suffering in Job’s life.

Satan sent men to take away Job’s oxen and camels. He sent fire from heaven that killed Job’s sheep. Job’s children and servants died as well. **Job lost everything in one day. Job was very sad, but he still worshiped God.**

Satan went to God again. “**If Job also became sick, he won’t worship You anymore.**” So God allowed Satan to harm Job’s body as well. **Satan caused Job to have painful sores all over his body!**

Job’s wife said, “**Why do you still hold fast to God? Curse God and die!**”

Job responded, “**Should we only accept good things from God, and not also bad things?**”

Three friends came to Job. Their names were Eliphaz (EL ih faz), Bildad (BIL dad), and Zophar (ZOH fahr). **These friends thought that Job was being punished for hidden sin. They told him to stop sinning.**

“**I haven’t done anything wrong!**” Job said. Job began to wonder why God would allow him to suffer so much. Had God made a mistake?

Another man named Elihu (ih LIGH hyoo) came to Job. He reminded Job what was true about God: “**God is greater than man. He always does what is right.**”

Finally, God spoke to Job through a whirlwind. “**Were you there when I made the earth?**” God asked. “**Can you control the stars or the lightning?** Do you give the animals their food each day?”

Job realized that while he did not understand everything, he could trust God, who is all-powerful and completely good. Job was sorry he had doubted God.

God gave Job back everything he had lost and so much more.

Christ Connection: In his suffering, Job recognized that God is all-powerful and good. When we face suffering, we can hope in God. God sent Jesus, the only truly

STORYTELLING TIPS

Active listening:
Prompt kids to flex their arm muscles when you tell how God spoke to Job out of a whirlwind. Remind kids that God is all-powerful and good.

Say the story point:
Invite kids to say the story point as you describe Job’s suffering when his wife tells him to curse God, when his friends told him to stop sinning, and when God speaks to Job.



LEARN

THE STORY OF THE GOSPEL

innocent One, to suffer and die so that everyone who trusts in Him can have forgiveness and eternal life. ”

2 REVIEW THE BIBLE STORY

SAY “ God allowed Satan to take away many gifts in Job’s life. What were some of the gifts Job lost? [Allow responses.] He lost his animals, his servants, his children, and even his health. But Job continued to trust God and worship Him. Job never blamed God. God is always good and does what is right. Even if we face hard times, God can be trusted.

Job’s three friends blamed Job for his suffering. They told him to stop sinning. Job was a sinner but his sin didn’t cause his suffering. God told Satan that Job loved God and followed him. Even Job didn’t understand why God had allowed him to have so many terrible things happen to him. Who was the friend that told Job what was true about God? [Allow responses.] Elihu told Job that God is all-powerful and always does what is right. **GOD IS GOOD EVEN IN SUFFERING.** Even if we go through sad times, hard times, or times we don’t understand why things are happening, we can remember what is true about God and trust that He always loves us.

Then God spoke to Job. God told Job that He is the Creator who made all things. God made things we cannot even see, like the far places in the galaxy. God does things we cannot understand, like how He commands the eagle to soar. The whole world obeys Him. Who is in control? [Allow responses.] **God is in control of everything in heaven and on earth. Nothing is outside of God’s good plan.** He is greater than us and more powerful than anything.

In his suffering, Job recognized that God is all-powerful and good. When we face suffering, we can hope in God. God sent Jesus, the only truly innocent One, to suffer and die so that everyone who trusts in Him can have forgiveness and eternal life. ”

3 GOSPEL DISCUSSION

SAY “ God’s thoughts and ways are higher than our ways. God knew that we could not pay for our sins, so He made the perfect plan to send His only Son, Jesus, to take the punishment our sin deserves. God’s love and good plans for our lives are shown to us through Jesus. Have you trusted in Jesus? I would love to talk with you about how you can put your faith in Jesus and know that He has a good plan for you. ”

(Tip: Use Scripture and the Gospel Plan Poster to explain how to become a Christian. Make sure kids know when and where they can ask questions.)

4 QUESTIONS FROM KIDS (3 minutes)

Show the “Unit 3, Session 4” Questions from Kids video. Prompt kids to discuss:

1. How can we encourage our friends when they are having a bad day or going through a tough time?
2. How does Jesus’ suffering on the cross show us that God is all-powerful and good?



LEARN

THE STORY OF THE GOSPEL

5 MISSIONS MOMENT (3 minutes)

SAY “ In the final years of the Enetes’ full-time missionary work in Brazil, Crystal painted murals in Brazilian churches. The Enetes retired as full-time missionaries in 1958, but they returned to Brazil many more times to share the gospel. The Enetes loved the people of Brazil and wanted them to know the good plans God had for their lives through Jesus. ”

Provide each kid with a piece of paper, watercolor paint, and paintbrushes. Place cups of water at tables for kids to share. Invite kids to paint a “mural” to share about Jesus. Encourage kids to paint something that can help them tell others how Jesus loves them and is the only way to be saved from sins. Pray, giving thanks to God for missionaries who are following God’s plan for their lives and telling others about Jesus. ”

6 KEY PASSAGE ACTIVITY (5 minutes)

Show the Key Passage Poster. Lead kids in reading aloud Genesis 50:20 together.

SAY “ Job praised God because he understood that God is in control. God is in control of our lives, and He is always good! ”

Write a word or two of the key passage on individual piece of paper, including the reference. For larger groups, create additional sets of papers. Give each kid a paper and instruct kids to line up in the order of the key passage.

Lead kids to sing “God Planned It for Good (Genesis 50:20).” You may also choose to sing a worship song of your choice.

7 PRAY (2 minutes)

Invite kids to pray before transitioning to Love.

SAY “ God, thank You for reminding us through the story of Job that You are good and all-powerful, even in suffering. We trust that just as You had a good plan for Job’s life, You have a good plan for our lives too. Amen. ”





THE GOD OF THE GOSPEL

LOVE God by Applying the Story

1 REVIEW & BIBLE SKILLS (5 minutes)

Distribute Bibles and display the Old Testament Mediterranean Map. Guide kids to open their Bibles to Job. Explain that Job lived in a land called Uz. Tell kids that many Bible teachers believe that Job lived during the same time as Abraham but in a different part of the world.

Consider pointing out the possible location of Uz (H12) on the Old Testament Mediterranean Map. Choose a volunteer to read aloud Job 1:20-21 or ask the kids to follow along as you read the verses aloud.

SAY “Job lost things that he loved. But even when Job suffered, he praised God. Job understood that he came into the world with nothing. Job was reminded that everything he had belonged to God, and God had the right to take it away. God is in control, even when we don’t always understand His plans. But through Job’s story we see that **GOD IS GOOD EVEN IN SUFFERING**. God never left Job. He wanted Job to understand that He is all-powerful, in control, just, and good. We can remember that no matter what we go through, God’s good plans will always come true.”

2 GROUP DISCUSSION (10 minutes)

Ask the following questions. Lead the group to discuss.

SAY “How is God with us when we go through a hard time?”

Lead kids to recognize God’s presence through His Word, through the Holy Spirit, and through fellow believers who offer comfort and encouragement. Tell kids that, in Jesus, God has promised to always be with us. Remind kids that suffering doesn’t mean God has left us or that God is angry at us.

SAY “How did Jesus suffer?”

Discuss how Jesus suffered for our sins on the cross. Tell kids that Jesus is the only One who has never sinned, and yet God’s plan was for Him to die on the cross. Share that Jesus also suffered rejection, beatings, abandonment, and mocking. Remind kids that God’s plans are always for our good, just as Jesus’ death was God’s plan to save people from sin.

SAY “How have friends encouraged you in a hard time? How can you encourage others?”

Remind kids that Job’s three friends weren’t much of a comfort to Job. Invite kids to share how others have been kind to them, sat with them, or pointed them to God’s Word when they faced difficulties. Remind them that God is present and working for our good and joy, even in times of trouble.

Transition from **LOVE** to **LIVE**





THE STORY OF THE GOSPEL

LIVE the Mission

1 ACTIVITY CHOICE (10 minutes)

☐ OPTION 1: GOD IS GOOD JARS

Before the session, gather jars or cups, ribbon, stickers, and five craft sticks for each kid. Distribute the items to each kid. Instruct kids to decorate their jars using the stickers and ribbon. Assist kids in tying ribbon around the lip of their jars or cups. Direct kids to write the following Bible references about God's goodness on their craft sticks: Psalm 145:9; Genesis 50:20; 1 Chronicles 16:34; James 1:17; 1 Peter 5:7.

Encourage kids to use their jars as a way to be reminded of God's goodness when they are going through a hard time. Tell kids that an adult can help them look up the passages and that they can read them together. Invite kids to pass their jars on to someone else when he or she may be in a challenging situation.

SAY “GOD IS GOOD EVEN IN SUFFERING.

We never have to question whether God loves us or is working all things for good. God has shown how much He loves us through His Son, Jesus. Jesus suffered on the cross so that we can be forgiven of our sins. Jesus shows us just how good God is!”

☐ OPTION 2: FIND THE MATCH



Before the session, print copies of the “Job Matching Game” printable for each pair of kids. Then cut out the cards on each printable and place each set in a plastic bag.

Form kids into pairs and give each pair a plastic bag of the game cards. Challenge kids to play a game of memory by laying the cards facedown in three rows of four. Tell pairs to take turns flipping one card over at a time to find a matching pair. If a kid finds a match, he gets another turn. If no match is found, the other kid receives a turn. The kid in each pair who finds the most matches wins. Play again as time allows.

SAY “Even though Job suffered great loss, he learned that God is always in control. God spoke to Job from a whirlwind and reminded Job that He is the Creator and all things are under His rule. We can praise God that He is in control of all things because He is good and works everything for His good plan.”

2 REFLECTION AND PRAYER (5 minutes)

Distribute a sheet of paper and pencil to each kid. Ask the kids to write about or draw a picture to answer the following questions:

- What does this story teach me about God or the gospel?
- What does this story teach me about myself?
- Who can I tell about this story?

Be sure to send the sheets home with the kids along with the activity pages so parents can continue to discuss the Bible story with their kids. If time remains, take prayer requests or allow kids to complete the Bible story coloring page. Pray for your group.



THE GOSPEL

GOD'S PLAN FOR US

The gospel is the good news, the message about Christ, the kingdom of God, and salvation. Use these prompts to share the gospel with your kids.



Ask: "Who is in charge at home?" Explain that because God created everything, He is in charge of everything. Read Revelation 4:11.



Ask: "Have you ever done something wrong?" Tell kids that everyone sins, or disobeys God. Our sin separates us from God. Read Romans 3:23.



Explain that God is holy and must punish sin. God sent His Son, Jesus, to take the punishment we deserve. Read John 3:16.



Ask: "What is the best gift you've ever received?" Say that Jesus took our punishment for sin by giving His life, and He gives us His righteousness. God sees us as if we lived the perfect life Jesus lived. This is the best gift ever! Read 2 Corinthians 5:21.



Explain that everyone has a choice to make. Ask: "Will you trust Jesus as your Savior and Lord? You can turn from self and sin and turn to Jesus." Read Romans 10:9-10.

THE GOSPEL PROJECT

The Gospel Project is designed to help your kids **LEARN** the gospel story of Scripture, **LOVE** the Author and Subject of that gospel story, and then to **LIVE** out their part in this ongoing gospel story.

WE'RE HERE TO HELP!

WEEKLY AUDIO HELPS:

Listen to The Gospel Project for Kids in your favorite podcast app

BLOG:

gospelproject.com/blog

LET'S BE FRIENDS!

facebook.com/groups/gospelprojectforkidscommunity

Lifeway™ kids

gospelproject.com/kids



ITEM 005848838