



God's Little Treasures


Sermons for Toddlers



• Objectives •

 Jesus wants us to love each other.

 Ask Jesus to fill your heart with his love

 Make a reminder of today's outline.

• Supplies Needed •

- Treasure box
- Tube
- A necklace made from a paper heart and ribbon for each child.
- A children's Bible that contains the story of Ruth.

Craft option 1

- Activity pages
- Red poster paint
- Toilet paper tubes.

|12| Love people

Step 1: Circle Up

2 minutes

Sing: Let's make a circle, a circle, a circle
Let's make a circle round like a ball

Step 2: Who came to church today?

5 minutes

SONG and Peep tube:

Where is Noah (NAME), where is Noah?
Did he come? (repeat if few kids)
Come to church today? (repeat if few kids)
Here I am, here I am, and how do you do?

(TRY TO GET THEM TO RESPOND) – Look each child in the eye, and let them know how glad you are that they are here today.

Where is Jesus, where is Jesus
Is he here, is he here?
Is he in your heart, is he in your heart?
Yes he is, yes he is and I love him too.

Step 3: Worship & Ministry

10 minutes

Songs:

Ask the kids to sit quietly and listen to God's voice (just for a minute)
Ask if anyone needs prayer

Step 4: Sermon

10 minutes

- Let's see what is in today's treasure chest! Who wants to know? Remember we only open the treasure chest when everyone is sitting down quietly. Now let's open the chest!
- Peep inside.... Guess what? I have something for each one of you, just because I love you. Pull out necklaces, made with ribbon and a card-stock heart. Give one to each child.
- Hearts remind us of love, and Jesus says that we should love each other.
- Give each child a hug. Now take out a children's Bible and tell the story of Ruth. She loved her friend Naomi so much, that she left her home and family to look after her. She shared all the food that she found with her, and

Craft Option 2

- Activity pages
- Craft Pom poms
- Craft glue

God rewarded her by looking after her. Isn't it wonderful to show love to people? When we play, we can show love by sharing our toys. We can also say kind things.

- Say something kind and encouraging to each child, and let the bigger children say something kind to the little ones.
- Now we're going to ask Jesus to fill us up with his love, so that we can love all the people we see this week.
- Show the kids how to make themselves like a cup that God can pour his love into, by lifting their hands. Pray that Jesus will fill them up with his love.

Step 5: Craft

10 minutes

Option 1:

- Give each child an activity page, and a stamp created by pinching a toilet paper tube into a heart shape.
- Allow them to dip the end of the tube into red poster paint, and then press it onto the activity page to make a number of hearts.
- Remind them that Jesus wants us to love each other.



Option 2:

- Help kids to cover the heart on the activity page with glue and then to stick pom poms onto it until the whole heart is covered.

Step 6: Ending Song

Sing Alligator Goodbye (Hillsong Kids) and close in prayer.

