



God's Little Treasures


Sermons for Toddlers



• Objectives •

 For the kids to know that we can follow Jesus by reading our Bibles, praying, and showing love.

 Ask Jesus to help us follow him.

 Make a reminder of today's outline

• Supplies Needed •

- Treasure box
- Tube
- Jesus & disciples figurines
- An adult sized Jesus dress up costume.

Craft option 1

- A worksheet for each child (with a blank page stapled to it.
- Crayons

Craft Option 2

15! let's follow Jesus

Step1: Circle Up

2 minutes

Sing: Let's make a circle, a circle, a circle
Let's make a circle round like a ball

Step 2: Who came to church today?

5 minutes

SONG and Peep tube:

Where is Noah (NAME), where is Noah?
Did he come? (repeat if few kids)
Come to church today? (repeat if few kids)
Here I am, here I am, and how do you do?

(TRY TO GET THEM TO RESPOND) – Look each child in the eye, and let them know how glad you are that they are here today.

Where is Jesus, where is Jesus
Is he here, is he here?
Is he in your heart, is he in your heart?
Yes he is, yes he is and I love him too.

Step 3: Worship & Ministry

10 minutes

Songs:

Ask the kids to sit quietly and listen to God's voice (just for a minute)
Ask if anyone needs prayer

Step 4: Sermon

10 minutes

Let's see what is in today's treasure chest! Who wants to know? Remember we only open the treasure chest when everyone is sitting down quietly. Now let's open the chest!

Take out a figurine of Jesus Wow! I think this looks a bit like what Jesus might have looked like! Pass it around, and let each child touch it. Ask them to remind you of some of the miracles that Jesus did (last week we learned about the feeding of the 5000) Guess what? Jesus didn't do everything alone. He had some friends, because he wanted to teach them to do the good things that he was doing. Pull disciple figurines out of the box. Talk about how Jesus called the first disciples to him – Matthew 4:18-22.)


- pre-cut Jesus and me finger puppets
- Glue stick
- Crayons

And now, he's calling us to all follow him and be his disciples. Let's see what kind of things a disciple of Jesus will do. Play a game of follow the leader with the little ones – dress up in a "Jesus" costume, and pretend to do things that Jesus would have done (pray, read the Bible, show kindness, worship) and have the kids copy you.

Isn't it cool that we can all follow Jesus, and do the things that he does? Take time to pray for each child - that Jesus will help them to follow him all their lives.

Step 5: Craft

10 minutes



Option 1:

- Give each child an activity sheet, with a blank page stapled onto the bottom of it and tell them that we are going to make a picture showing how they can follow in Jesus' footsteps.
- Have them sit on a chair and rest their feet on the blank page and trace around their feet with a crayon.
- Let them color their picture in. Remind them that we can follow Jesus by reading our Bibles, praying and showing love.

Option 2:

Hand each child Jesus & me finger puppets (pre-cut) - Help them to color in the little child, and to assemble both puppets, and then have them put the finger puppets on their thumbs, and move the child to follow Jesus.



Step 6: Ending Song

Sing Alligator Goodbye (Hillsong Kids) and close in prayer.

