



SUMMER OF HOPE

Family Road Trip Curriculum



**Choose Hope.
Share Hope.
Advance Hope.**

A 10-week travel guide built for families on vacation, on the road, and on the move.

Packing for the Journey



Quick Rhythm:
5–15 minutes is enough.
Read the passage, do the
object lesson, ask questions,
and pray. Keep it joyful.



All Ages Welcome:
Toddlers color the margin
zones, elementary kids
answer simple questions,
teens go deeper, and
adults model honesty.

Travel Tip:

Keep a Bible, crayons,
tape, index cards, and a
zip bag of simple supplies
in the car or suitcase.



No Guilt, Just Growth:


If a week is busy, do
one prompt instead of
all of them. The goal is
keeping Jesus in the
center, not perfection.




We choose hope
because Jesus is alive.

The 10-Week Route Map


**Week 2:
Hope for the
Waiting**
Romans 8
Seed & Cup of Soil




**Week 3:
Hope in the Dark**
Psalm 42
Flashlight




**Week 4:
Hope Against Hope**
Hebrews 6
Sponge/Toy Boat
& Weight



**Week 8:
Share Hope**
1 Peter 3
Glow Stick




**Week 10:
Choose Hope**
John 20
Small Mirror




**Week 9:
Advances the
Kingdom**
Isaiah 52
Assorted Shoes




**Week 7:
Hope That Overflows**
Romans 15
Cup & Tray of Water




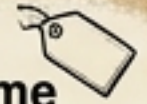
**Week 6:
Gets Up and Walks**
Luke 24
Paper Map



**Week 4:
Hope Against Hope**
Romans 4
Balloon & Small Fan




**Week 1:
Hope Has a Name**
Colossians 1
Blank Name Tag



Week 1: Hope Has a Name

Big Idea:
Hope is not just a feeling. Hope is Jesus living in us and leading us.



 **Read & Retain:**
Colossians 1:27 –
“Christ in you, the hope of glory.”

 **Activity:**
Build a
“Summer of Hope”
road-trip playlist of
songs that remind
you of Jesus’
faithfulness.



Discuss:
How is biblical hope different from a wish? What changes when Jesus is the center of a family’s hope?



On-the-Go:
Ask in the car:
“Where did we see God’s hope today?”



Pray:
Jesus, thank You that our hope has a name. Live large in our hearts.

HELLO
my name is

Object Lesson:
Give everyone a blank name tag. Write common words for hope (lucky, wish). Then read Colossians 1:24-29 and write **JESUS** across the tag in bold.

HELLO
my name is
JESUS

Week 2: Hope for the Waiting

Big Idea:
Hope teaches us to
wait on God without
giving up on God.



Read & Retain:
Romans 8:24 –
“Now hope that is
seen is not hope.”



Activity: Make a “Waiting Well Jar.” Write current prayers on slips of paper. Pull one each day in the hotel to pray over.

Discuss:
What is hard about waiting?

How can a family wait without becoming cranky?

Where do you need patience right now?



On-the-Go:
“God is still good in the waiting.”
(Say this next time plans change).



Pray: “Father, when we are tired of waiting, steady our hearts.”

**Little Explorer's
Coloring Zone**




Object Lesson: Show a seed and a cup of soil. Plant the seed. Discuss how the seed is hidden, but life is already inside. Hope trusts what God is growing before everyone can see it. (Read: Romans 8:18-25).

Week 3: Hope in the Dark

Big Idea:

When our hearts feel heavy, hope helps us talk to our soul instead of listening only to our feelings.



Object Lesson: Turn off the lights. Turn on a flashlight. Darkness feels bigger until light shows up. Hope doesn't erase the night instantly, but it shows the next faithful step. (Read: Psalm 42:1-11).



Read & Retain:
Psalm 42:11 – "Hope in God; for I shall again praise him."

Discuss: Why do you think the writer talks to his own soul? What are healthy ways to tell God when you feel sad or scared?

Activity:
Take a family night walk with flashlights. Share one place you need God's light this week.



On-the-Go:
Name one hard thing, and one reason to praise God anyway.



Pray: "God, when our hearts feel cast down, meet us in the dark and teach us to praise again."

Little Explorer's Coloring Zone



Week 4: Hope Against Hope

Little Explorer's Coloring Zone

Big Idea:

Hope believes God can do what He promised even when circumstances look impossible.

Object Lesson:

Try to balance a balloon on one finger (it falls). Then use a small fan to keep it lifted.

Human strength runs out, but God's power keeps hope alive when we cannot hold it up ourselves. (Read: Romans 4:18-25).



Read & Retain:

Romans 4:20-21 – “He grew strong in his faith... fully convinced that God was able to do what he had promised.”

Discuss:

- What made Abraham's situation look impossible?
- How do God's promises strengthen us when facts feel scary?


Activity: Write one “impossible” prayer request on a card. Tape it to the hotel mirror and pray over it all week.

On-the-Go:

When someone says “That seems impossible,” answer with “God is able.”


Pray:

“Lord, teach us to trust Your promise more than our panic.”



Week 5: Hope Anchored

Big Idea: Jesus is our anchor, so storms may shake us, but they do not have to sink us.



Object Lesson: Float a sponge or toy boat in a bowl of water. Tie a weight to it. Show how the anchor keeps it from drifting when the water is disturbed. (Read: Hebrews 6:13-20).



Read & Retain: Hebrews 6:19 – “We have this as a sure and steadfast anchor of the soul.”

Discuss:
What are some things families drift toward when they are not anchored in Christ? How can worship and Scripture keep us steady?



Activity: Build paper boats. Write stressors on them (travel, school, pressure). Place a heavy “anchor” card labeled JESUS in the center of the table.




On-the-Go: Choose one family habit this week to anchor your home (e.g., prayer in the car).



Pray: “Jesus, when storms hit, keep our family steady, peaceful, and trusting.”

Little Explorer's Coloring Zone



Week 6: Hope That Gets Up and Walks

Big Idea:
Jesus comes near discouraged people and turns sad roads into holy roads.



Read & Retain:
Luke 24:32 – “Did not our hearts burn within us... while he opened to us the Scriptures?”



Activity: Take a short family walk. Stop three times and ask: Where have we seen Jesus help us? Where do we need Him? Who can we encourage?



Object Lesson: Open a paper map or phone map. Trace a route, then cover part of it with your hand. The path exists even when hidden. Jesus knows the full story when we only see part of it. (Read: Luke 24:13–35).

Discuss: What did Jesus do before the disciples recognized Him? How does Scripture help our hearts burn again?



On-the-Go: Ask in the car: “Jesus, what do You want to show us on the way?”



Pray: “Risen Jesus, walk with our family. Open our eyes and remind us You are near.”

Little Explorer's Coloring Zone

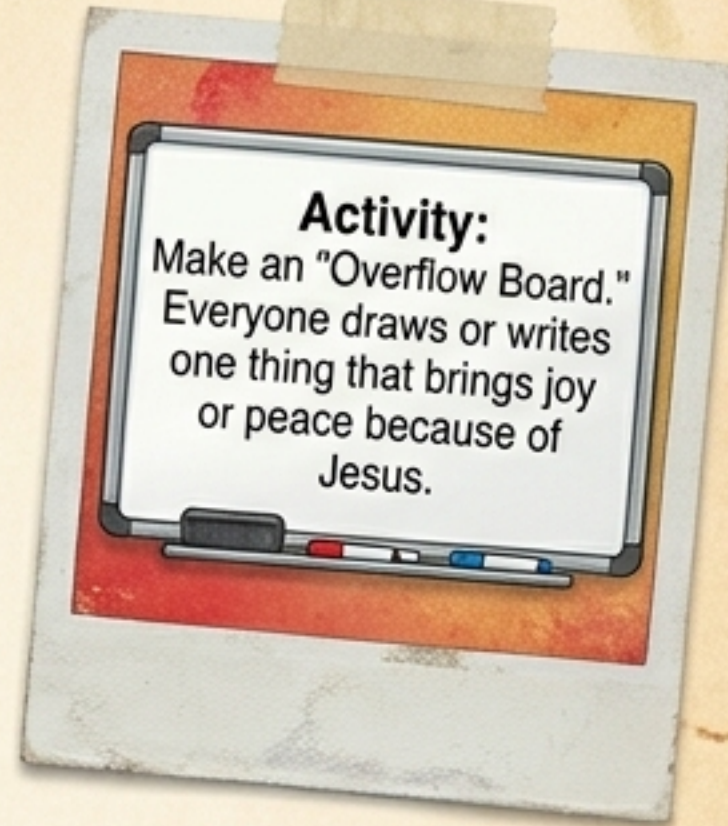


Week 7: Hope That Overflows

Big Idea:
God fills our family
with joy and peace so
that hope starts
overflowing to others.



Read & Retain:
Romans 15:13 –
“May the God of
hope fill you with all
joy and peace in
believing.”



Discuss: What does
it mean to overflow
with hope? What
usually spills out of
us when we are
under pressure?



On-the-Go:
Start each morning
by naming one
reason your family
has hope in Jesus.



Pray: “God of
hope, fill our home
with joy, peace, and
the Holy Spirit. Let
hope overflow.”



Object Lesson: Place a cup in a tray and slowly pour water until it overflows. Point out that what fills the cup eventually spills out. What fills a family—fear or peace—will spill out onto others. (Read: Romans 15:4–13)

Little Explorer's Coloring Zone



Week 8: Share Hope

Big Idea:
When Jesus is Lord in us,
hope shows through us
us in our words,
attitude, and witness.



Object Lesson: Crack a glow stick in a dim room. The light becomes obvious in the dark. A hopeful Christian stands out in a worried world. Hope is visible when Jesus rules our hearts. (Read: 1 Peter 3:13-16).



Read & Retain:
1 Peter 3:15 – “Always
being prepared to make a
defense... for a reason for
the hope that is in you.”



Activity: Practice a 30-
second family testimony.
Each person answers: “Why
do I still have hope?” Keep
it simple and honest.




On-the-Go: Before one
game or meal out, pray:
“Jesus, let Your hope be
seen in us today.”



Pray: “Lord Jesus, rule
our hearts and help our
family share hope with
courage.”

Little Explorer's Coloring Zone



Week 9: Hope That Advances the Kingdom

Big Idea:

Hope is not meant to stay at home. God sends hopeful people to carry good news.



Read & Retain:
Romans 10:15 –
“How beautiful are the feet of those who preach the good news!”



Activity: Make a family mission map. Write down places you go (gym, hotel, grocery store) and pray over each location.

Discuss: What good news do people most need to hear? Where does God send our family every week?



On-the-Go: Do one intentional act of Kingdom hope: encourage, serve, invite, or pray for someone outside your family.



Pray: “God, send our family with good news into every place You lead us.”



Object Lesson: Set out a cleat, a sandal, and a dress shoe. **Ask:** Which shoes carry cany the gospel? **Answer:** Any shoes on willing feet. Talk about the places God sends your family every week. (Read: Isaiah 52 & Romans 10).

Little Explorer's Coloring Zone




Week 10: Choose Hope


Big Idea: Because Jesus is risen and coming again, believers can choose hope instead of cynicism.



Read & Retain:
Titus 2:13 – “Waiting for our blessed hope, the appearing of the glory of our great God and Savior Jesus Christ.”


Activity:
Make a family “Choose Hope” poster with markers and signatures. Hang it at home after summer travel ends.

Little Explorer's Coloring Zone



Object Lesson:
Hold up a small mirror, then look through a window. A mirror keeps us focused on ourselves.



Discuss: Why did Thomas struggle to believe? What helps you choose hope when disappointment hits?



On-the-Go:
End every devotional this week by saying together: “We choose hope because Jesus is alive.”



Pray:
“Risen Lord, keep our eyes on You until the day we see You face to face.”

A window helps us look outward. Hope turns our eyes from self-protection to the risen Jesus. (Read: John 20 & Titus 2).



The Rearview Mirror: End of Summer Reflection

What did we learn on the road together?



1. Our Favorite Stop:

Which week's object lesson or conversation meant the most to our family?

2. Our Biggest 'Aha':

What is one new thing we learned about how Jesus provides hope in the waiting, the dark, or the storm?

3. Our Next Mile:

Who is one person outside of our family we will share our hope with this fall?

The Final Destination

“Hope is not a vibe, a wish, or positive thinking. Hope is a confident expectation rooted in the person and promises of Jesus Christ that our future is gonna be OK.”

Final Blessing: Lord, as we unpack the bags and return to our daily routines, let the hope of Christ remain the anchor of this house. We choose hope. We share hope. We advance hope. Amen.