

Paradise Valley

Words: Virgil O. Stamps

Music: Virgil O. Stamps

1. As I trav - el thru life, with its trou - ble and strife,
2. As I roam the hill - side, or I list to the tide,
3. Tho your gar - den is rare, it is naught to com - pare

I've a glo - ri - ous hope to give cheer on the way;
As I pluck the sweet flow - ers that grow in the dale;
With the flow - ers that bloom in the gar - den a - bove,

Soon my toil will be o'er and I'll rest on that shore
A faint pic - ture is there of a land bright and fair
In the midst of it grows Shar-on's per - fect sweet Rose

Where the night has been turned in - to day.
Where per - en - ni - al flow - ers ne'er fail.
'Tis the won - der - ful Flow - er we Love.

Chorus
Up in the beau - ti - ful par - a - dise val - ley, By the
Up in par - a - dise val - ley

Paradise Valley

side of the riv-er of life, Up in the val-ley, the
of the riv-er of life, Up in par - a - dise

wonderful val-ley, We'll be free from all pain and all strife;
val-ley, from all pain and all strife;

There we shall live in the rose-tin-ted gar-den 'Neath the
There we'll live in the gar-den

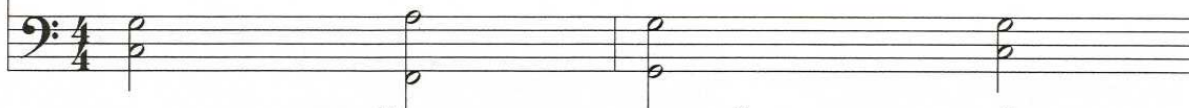
shade of the ev-er-green tree, How I long for the par-a-dise
of the ev-er-green tree, for the

val-ley, Where the beau-ty of heav-en I'll see.
par-a-dise valley, beau - ty of heav-en I'll see.



Capo 0(C)

Always giving thanks to the Father for everything. – Ephesians 5:20

1. Thank You, Lord, for lov-ing me. Thank You, Lord, for bless-ing me.
 2. Let us all with one ac-cord sing Prais-es to Christ the Lord.
 3. Please re-veal Your will for me so I can serve You for e-ter-ni-ty.




Thank You, Lord, for mak-ing me whole and sav-ing my soul.
 Let us all u-nite in song to praise Him all day long. I want to
 Use my life in ev-'ry way, take hold of it to-day.




Thank You, Lord; Thank You, Lord. Thank You, Lord, for lov-ing me.




Thank You, Lord, for lov-ing me. Thank You, Fa-ther!



Thank You, Lord; Thank You, Lord, for sav-ing my soul.



Thank You, Lord, for sav-ing my soul.



3. *G7* *C* *D.S.* 4. *G7* *C* *FINE*

sav - ing my soul. sav - ing my soul.

sav - ing my soul. Hal - le - lu - jah! sav - ing my soul.

sav - ing my soul.

Lord, Reign in Me

Words and Music by
BRENTON BROWN
Arranged by the ZOE Group

(♩=116)

1

1. O - ver all the_ earth You reign on_ high, ev-'ry moun - tain stream,

4

ev-'ry sun-set_ sky. But my one re - quest, Lord, my on - ly_ aim_ is that You'd

8

reign in me_ a-gain. Lord, reign in_ me, reign in Your pow'r, o-ver all my dreams,

12

in my dark - est_ hour_ You are the Lord of all I am,_ so won't You

Last time to ♪

Repeat 2nd
time only

reign in me— a - gain?— 2. O - ver ev - 'ry— thought, o - ver ev - 'ry— word,

may my life re - flect the beau - ty of my Lord. 'Cause You mean more to— me

D.S. al Coda

than an - y earth - ly— thing.— So won't You reign in me— a - gain?

♠ CODA

reign in me— a - gain?— You are the Lord of all I am,—

so won't You reign in me— a - gain?—

Open The Eyes of My Heart

Paul Beloche

O - pen the eyes___ of my heart,___ Lord. O - pen the eyes___ of my heart.____ I want to

This system contains the first two lines of music. The top staff is in treble clef and the bottom staff is in bass clef. Both are in 4/4 time with a key signature of two flats. The lyrics are written below the top staff. There are triplet markings above the final notes of each line.

see You,_____ I want to see You._____

This system contains the second two lines of music. The top staff is in treble clef and the bottom staff is in bass clef. The lyrics are written below the top staff. There are triplet markings above the final notes of each line.

O - pen the eyes___ of my heart,___ Lord. O - pen the eyes___ of my heart,___ I want to

This system contains the third two lines of music. The top staff is in treble clef and the bottom staff is in bass clef. The lyrics are written below the top staff. There are triplet markings above the final notes of each line.

see You._____ I want to see You._____ To see You

This system contains the final two lines of music. The top staff is in treble clef and the bottom staff is in bass clef. The lyrics are written below the top staff. There are triplet markings above the final notes of each line.



high and lift ed up. shin-ing in the light of Your glo- ry.



Pour out Your pow-er and love, as we sing Ho - ly, Ho - ly, Ho - ly.

TAG:



Ho - ly, Ho - ly, Ho - ly, Ho - ly, Ho - ly, Ho - ly.



Ho - ly Ho - ly, Ho - ly, I want to see You.

Sanctuary

"Then have them make a sanctuary for me, and I will dwell among them..." - Exodus 25:8

By J. Thompson/R. Scruggs
arr. Eric Lemmons

1) Oh Lord pre - pare me,

1) O Lord pre - pare me, - - - to be a sanc - tu -
 2) Lord teach your child - ren, - - - to stop the
 3) It was you comes Lord, who sent the
 4) And when He comes with, with shouts of

to be a sanc - tu - a - ry, pure and ho - ly tried and

a - ry, tried and
 fight - ting. Start u - ni - ting, all as
 Sa - viour. Heart and soul work - Lord, eve - ry
 glo - ry, and our work on earth is

true. With thanks - giv - ing,

true. one - - - let's And With thanks - giv - ing I'll be a
 man done Oh how I long to ge - ther, lo - ving for -
 To hear Him

I'll be a li - ving. Sanc - tu - a - ry For - you.

li - ving sanc - tu - a - ry, for you.
 e - ver sanc - tu - a - ry me, you -
 weak - ness You re - fine me, your own hand -
 say - ing, "Faith - ful ser - vant, Well done!"

Purer in Heart, O God

671

Capo 0(G)

Everyone who has this hope in him purifies himself. – 1 John 3:3

G C G G/D D7 Em C C2sus C G D G D7/G G

1. Pur-er in heart, O God, Help me to be; May I de - vote my life
 2. Pur-er in heart, O God, Help me to be; Teach me to do Thy will
 3. Pur-er in heart, O God, Help me to be; That I Thy ho - ly face

D A A7 D G D7/G G G/D D7 Em C C2sus

Whol - ly to Thee; Watch Thou my way - ward feet, Guide me with
 Most lov - ing - ly; Be Thou my Friend and Guide, Let me with
 One day may see; Keep me from se - cret sin, Reign Thou my

C/G G D G C G/D D7 G C G

coun - sel sweet; Pur - er in heart, Help me to be.
 Thee a - bide; Pur - er in heart, Help me to be.
 soul with - in; Pur - er in heart, Help me to be. A - men.

Create in Me

Words & Music
by Keith Green

Cre - ate in me a clean heart, oh God, and re-new a right spir-it with-in

me. Cre - ate in me a clean heart, oh God,

and re-new a right spir - it with-in me. Cast me not a - way from Your

pres-ence, oh Lord, and take not Your Ho - ly Spir-it from me. Re-store un-to me

pre - sence, Lord, and

the joy of my sal - va - tion and re-new a right spir - it with-in me.

and re - new

Angry Words

Words: Sunday School Teacher (D. K. P.)

Music: H. R. Palmer



1. An - gry words! O let them nev - er From the tongue un-bri-dled slip;
2. Love is much too pure and ho - ly, Friend-ship is too sa-cred far,
3. An - gry words are light - ly spo-ken, Bit - t'rest tho'ts are rash-ly stirred,



May the heart's best im-pulse ev - er Check them ere they soil the lip.
For a mo-ment's reck-less fol-ly Thus to des - o - late and mar.
Bright-est links of life are bro-ken By a sin - gle an - gry word.

Chorus

"Love one an - oth - er," thus saith the Sav - ior;
"Love each oth - er; love each oth -

Chil-dren, o - bey the Fa-ther's blest com-mand; blest com-mand.
er; 'tis the

4 F C Gsus C
God is love, God is love, God is love.

1 God is love, God is love.

3 God is love, God is love, God is love.

2 En - dures all things.

Detailed description: This is a musical score for the hymn 'God is love'. It consists of four staves. The top staff (labeled 4) is in treble clef and contains the melody with lyrics 'God is love, God is love, God is love.' Above this staff are four chord symbols: F, C, Gsus, and C. The second staff (labeled 1) is also in treble clef and contains the lyrics 'God is love, God is love.' The third staff (labeled 3) is in bass clef and contains the lyrics 'God is love, God is love, God is love.' The bottom staff (labeled 2) is in bass clef and contains the lyrics 'En - dures all things.' The music is written in a simple, hymn-like style with quarter and eighth notes, and rests.